



## Indicators and scoring criteria for assessing natural rubber producers and processors – 2022

SPOTT uses a detailed framework of 181 indicators and scoring criteria to assess natural rubber producers and processors on the public disclosure of their policies, operations and commitments to environmental, social and governance (ESG) best practice. This ensures a fair and consistent approach to assessing all companies on SPOTT. To gain points, a company must make the required information publicly available on its website; within its annual reports, sustainability reports, presentations or other public documents; on the websites of its parent company and/or subsidiaries (if applicable), or on specific third-party platforms (“External sources”).

SPOTT classifies indicators according to the following categories:

**Organisation:** The transparency and content of company disclosure regarding its operations, assets and management structure.

*Examples include total landbank hectarage, the number of mills owned, reporting of salary by gender, and whether the company publishes a sustainability report.*

**Policy:** The transparency and content of company disclosure regarding the policies, commitments and processes it has to guide its operations and practices on the ground.

*Examples include policies on no deforestation, zero burning, and respecting human rights.*

**Practice:** The transparency and content of company disclosure regarding activities it undertakes, in order to actively progress towards its targets and implement its policies and commitments on the ground.

*Examples include reported activities to monitor deforestation and to manage fires in concessions, and the percentage of the company’s supply traceable to mill and plantation/concession level.*

Within the practice category, SPOTT differentiates between data that is self-reported by companies and data that is externally verified (aligning with the Accountability Framework Initiative [AFi]),<sup>1</sup> as follows:

**Externally verified:** Assessment and validation of compliance, performance and/or actions taken by a company relative to its commitment that is verified by either a second- or third-party (as defined by the AFi).


**Self-reported:** Reporting of compliance, performance, and/or actions taken by a company relative to its commitment that is not externally verified, including data that is verified by a first-party (as defined by the AFi).


---

<sup>1</sup> [https://accountability-framework.org/definitions/?definition\\_category=44](https://accountability-framework.org/definitions/?definition_category=44)

Disclosure types: ■ Organisation ■ Policy ■ Practice

**Disclaimer:** Indicators have been classified as Environmental (E), Social (S), Governance (G) or a combination thereof. ZSL recognises that many issues cover multiple dimensions of ESG but has classified the indicators based on their predominant impact where possible.



|  <b>Sustainability policy and leadership</b> |   |  |
|---|---|--|
| ID  | Indicator   | Scoring criteria   |
| 1<br><span style="color: #90EE90;">■</span>   | Sustainable natural rubber policy or commitment for all its operations<br>ESG                   | <p><b>Disabled if only a processor/manufacturer/trader</b></p> <p>✓ [1 point] <b>Yes:</b> Has own policy on sustainable/responsible/ethical (or similar) natural rubber for all the company's natural rubber operations (i.e. all natural rubber it produces, processes, purchases and/or trades), or clearly commits to the policy of its parent company or a buyer which covers all of its operations. Can be a standalone document or clear policies on sustainability. The policy should cover multiple dimensions of sustainability across the company's operations covering both social and environmental issues.</p> <p>Ⓜ [0.5 points] <b>Partial:</b> Commits to policy of its parent company or buyer, but does not clearly state that it applies to all the company's operations; or has policy, but not clear that policy applies to all of its own operations (i.e. all natural rubber it produces, processes, purchases and/or trades); or only general policies/commitments; or policy does not cover both social and environmental issues.</p> <p>✗ [0 points] <b>No:</b> Has no policy/commitments; or only general statement that commits to sustainability; or only has a corporate social responsibility (CSR) programme.</p> |
| 2<br><span style="color: #90EE90;">■</span>   | Sustainability policy or commitment applies to all suppliers excluding smallholders<br>ESG      | <p><b>Disabled if no suppliers.</b></p> <p>✓ [1 point] <b>Yes:</b> Has own policy on sustainable/responsible/ethical (or similar) natural rubber for all suppliers. Can be a standalone document or clear policies on sustainability. The policy should cover multiple dimensions of sustainability across all operations covering both social and environmental issues.</p> <p>Ⓜ [0.5 points] <b>Partial:</b> Commitment only applies to some suppliers; or only general policy/commitments; or policy does not cover both social and environmental issues; or has separate supplier/sourcing policy that is more limited in scope than main sustainability policy.</p> <p>✗ [0 points] <b>No:</b> Does not meet requirements for this indicator.</p>   |
| 3<br><span style="color: #90EE90;">■</span>   | High-level position of responsibility for sustainability<br>G                                   | <p>✓ [1 point] <b>Yes:</b> Reports high-level position with sustainability responsibility, excluding board members.</p> <p>Ⓜ [0.5 points] <b>Partial:</b> Sustainability team or similar, but not clear which position has high-level responsibility; or data between two and five years old.</p> <p>✗ [0 points] <b>No:</b> No data; data over five years old; or undated.</p>  |
| 4<br><span style="color: #90EE90;">■</span>   | One or more members within the board of the company have responsibility for sustainability<br>G | <p><b>Disabled if company is not publicly listed and does not have a board.</b></p> <p>✓ [1 point] <b>Yes:</b> One or more members have responsibility for sustainability within the board of directors.</p> <p>Ⓜ [0.5 points] <b>Partial:</b> Data between two and five years old.</p> <p>✗ [0 points] <b>No:</b> No data; data over five years old; or undated.</p>  |




|  | <h2>Sustainability policy and leadership</h2>   |   |
|---|---|---|
| <p>5</p>  | <p>Percentage or number of women in senior management team<br/>SG</p>   | <p>✓ [1 point] <b>Yes:</b> Reports number or percentage of women in senior management team or equivalent. Calculate percentage by dividing total number of senior management team if percentage not reported by company.</p> <p>Ⓟ [0.5 points] <b>Partial:</b> Gender balance not directly reported by company, but calculated from e.g. staff profiles/photos; or data between two and five years old.</p> <p>✗ [0 points] <b>No:</b> No data; or data over five years old; or undated.</p> <p><b>N.B.</b> Senior management team is defined as a group of higher level executives within a company (normally five to twenty people).</p>  |
| <p>6</p>  | <p>Percentage or number of women board members<br/>SG</p>   | <p><b>Disabled if company is not publicly listed and does not have a board.</b></p> <p>✓ [1 point] <b>Yes:</b> Reports number or percentage of women board of directors' members. Calculate percentage by dividing total number of board members if percentage not reported by company.</p> <p>Ⓟ [0.5 points] <b>Partial:</b> Gender balance not directly reported by company, but calculated from e.g. staff profiles/photos; or data between two and five years old.</p> <p>✗ [0 points] <b>No:</b> No data; or data over five years old; or undated.</p>   |
| <p>7</p>  | <p>Member of multiple industry schemes or other external initiatives to reduce negative environmental or social outcomes associated with natural rubber production<br/>ES</p> | <p><b>Scope</b></p> <p><b>Comprehensive:</b> Member of two or more schemes/initiatives.</p> <p><b>Limited:</b> Member of only one scheme/initiative; or only subsidiary/parent company is a member of one or more schemes/initiatives.</p> <p><b>Insufficient:</b> No membership.</p> <p><b>Scoring</b></p> <p>✓ [1 point] <b>Yes:</b> Comprehensive.</p> <p>Ⓟ [0.5 points] <b>Partial:</b> Limited.</p> <p>✗ [0 points] <b>No:</b> Insufficient.</p> <p><b>N.B.</b> Should be externally verified by checking the membership scheme's website.</p> <p><b>External sources:</b> SNR-i <a href="http://www.snr-i.org/SNR-i%20Working%20Group%20and%20Members_6_1.htm">http://www.snr-i.org/SNR-i%20Working%20Group%20and%20Members_6_1.htm</a><br/> FSC <a href="http://memberportal.fsc.org/">http://memberportal.fsc.org/</a>; PEFC <a href="https://www.pefc.org/about-pefc/membership/international-stakeholder">https://www.pefc.org/about-pefc/membership/international-stakeholder</a>; Fair Rubber Association <a href="https://www.fairrubber.org/about-us/brands-with-the-fair-rubber-logo/">https://www.fairrubber.org/about-us/brands-with-the-fair-rubber-logo/</a>; UNGC <a href="http://www.unglobalcompact.org/what-is-gc/participants">www.unglobalcompact.org/what-is-gc/participants</a>; WBCSD <a href="http://www.wbcscd.org/Overview/Our-members">http://www.wbcscd.org/Overview/Our-members</a>; TFA 2020 <a href="https://www.tropicalforestalliance.org/en/collective-action-agenda/partners/">https://www.tropicalforestalliance.org/en/collective-action-agenda/partners/</a>; HCS <a href="http://highcarbonstock.org/members/">http://highcarbonstock.org/members/</a>; HCVRN <a href="https://hcvnetwork.org/who-we-are/">https://hcvnetwork.org/who-we-are/</a>; FFA <a href="http://www.firefreealliance.org/organizations.html">http://www.firefreealliance.org/organizations.html</a>; Natural Capital Coalition <a href="http://naturalcapitalcoalition.org/who/coalition-organizations/">http://naturalcapitalcoalition.org/who/coalition-organizations/</a>; GRI Community member <a href="https://www.globalreporting.org/reporting-support/gri-community/community-members/">https://www.globalreporting.org/reporting-support/gri-community/community-members/</a>; NYDF <a href="https://www.nydfglobalplatform.org/endorsers/">https://www.nydfglobalplatform.org/endorsers/</a><br/> <b>or others clearly focused on reducing negative environmental or social outcomes associated with natural rubber production (assessed on case-by-case basis).</b></p> |



## Sustainability policy and leadership

|  |  |  |
|--|--|--|
| <p><b>8</b></p> <p>Collaboration with stakeholders to reduce negative environmental or social outcomes associated with natural rubber production</p> <p>ES</p> |  | <p><b>Scope</b></p> <p><b>Comprehensive:</b> Describes activities with stakeholders (governments/NGOs/academic institutions) to support positive environmental or social outcomes associated with natural rubber production, such as jurisdictional approaches, sectoral initiatives, multi-stakeholder or community collaborations, or strengthening of certification schemes.</p> <p><b>Limited:</b> Provides examples of activities with stakeholders, but no/very limited details given or not clearly focused on reducing negative environmental or social outcomes associated with natural rubber production; or data between two and five years old.</p> <p><b>Insufficient:</b> No data; or data over five years old; or undated.</p> <p><b>Scoring</b></p> <p>✔ <b>[1 point] Yes:</b> Comprehensive.</p> <p>Ⓟ <b>[0.5 points] Partial:</b> Limited.</p> <p>✘ <b>[0 points] No:</b> Insufficient.</p>  |
| <p><b>9</b></p> <p>Sustainability report published within last two years</p> <p>ESG</p>  |  | <p>✔ <b>[1 point] Yes:</b> Published sustainability report, progress update or integrated annual/sustainability report within last two years (i.e. can publish in year of assessment minus two years and cover year of assessment minus three years). The report should cover both environmental and social in detail.</p> <p>Ⓟ <b>[0.5 points] Partial:</b> Report/progress update published between two and three years ago.</p> <p>✘ <b>[0 points] No:</b> No report; or report/progress update published more than three years ago; or limited details given in report.</p>  |
| <p><b>10</b></p> <p>Reports through standardised reporting system</p> <p>ESG</p>   |  | <p>✔ <b>[1 point] Yes:</b> Reports in one or more standardised reporting systems within the last two years (e.g. report prepared in accordance with GRI Core or Comprehensive standards; or company has submitted at least one CDP questionnaire).</p> <p>Ⓟ <b>[0.5 points] Partial:</b> Only subsidiary follows scoring criteria for 1 point.</p> <p>✘ <b>[0 points] No:</b> No reporting standards used; or reporting more than two years old.</p> <p><b>N.B.</b> To score points for GRI reporting, one of these statements needs to be included in the evidence 'This report has been prepared in accordance with the GRI Standards: Core option' OR 'This report has been prepared in accordance with the GRI Standards: Comprehensive option' as per GRI 101: Foundation requirements.</p> <p><b>External Sources:</b> CDP reporting questionnaire <a href="https://www.cdp.net/en/responses">https://www.cdp.net/en/responses</a> or other reporting and disclosure platforms to be assessed on a case by case basis.</p> |

|  <b>Sustainability policy and leadership</b> |  |  |
|---|--|--|
| <b>11</b><br>                                | Climate risks assessment available<br>EG | <p><b>Scope</b></p> <p><b>Comprehensive:</b> The company has conducted and published an assessment of climate-related risks including for example: actual and potential impacts of climate change on the company; metrics, targets and processes used to assess or manage climate risks; responsibilities. CDP Climate questionnaire can be accepted if publicly available and contains a comprehensive risk assessment as described above.</p> <p><b>Limited:</b> Only the summary of the risk assessment is available.</p> <p><b>Insufficient:</b> No climate-related risks assessment or summary available; or limited information provided.</p> <p><b>N.B.</b> See further information and guidance on conducting climate risk assessments on TCFD website (<a href="https://www.fsb-tcf.org/publications/final-implementing-tcf-recommendations/">https://www.fsb-tcf.org/publications/final-implementing-tcf-recommendations/</a>) and in FAO report (<a href="http://www.fao.org/3/a-i3383e.pdf">http://www.fao.org/3/a-i3383e.pdf</a>).</p> <p><b>Scoring</b></p> <p><b>N.B.</b> Companies may report practice in multiple ways but are awarded points for the highest scoring category.</p> <p>✔ <b>[1 point] Yes:</b> Comprehensive, externally verified.</p> <p>Ⓟ <b>[0.75 points] Partial:</b> Limited, externally verified; OR comprehensive, self-reported.</p> <p>Ⓟ <b>[0.5 points] Partial:</b> Limited, self-reported.</p> <p>✘ <b>[0 points] No:</b> Insufficient.</p> |

|  <b>Landbank, maps and traceability</b> |                                      |   |
|--|--------------------------------------|---|
| ID   | Indicator                            | Scoring criteria  |
| <b>12</b><br>                         | Lists countries and operations<br>ES | <p>✔ <b>[1 point] Yes:</b> Provides details of countries of operation and the nature of operations within those countries (e.g. plantations, production facilities). Only include operations upstream and one level downstream (e.g. no sales offices, trading centres).</p> <p>Ⓟ <b>[0.5 points] Partial:</b> Company only provides a list of countries where it operates; or only provides partial information (e.g. not all countries listed, details operations only for some countries not all).</p> <p>✘ <b>[0 points] No:</b> No information.</p> <p><b>N.B.</b> Information to be considered unavailable if hard to find/compile – e.g. can only be identified through multiple unrelated webpages.</p> |
| <b>13</b><br>                         | Lists countries sourcing from<br>ES  | <p><b>Disabled if not a trader.</b></p> <p>✔ <b>[1 point] Yes:</b> Provides a list of all countries the company sources natural rubber from.</p> <p>Ⓟ <b>[0.5 points] Partial:</b> Only provides broad information (e.g. worldwide; or geographical region without specifying whether the company sources from all countries within the region).</p> <p>✘ <b>[0 points] No:</b> No information available.</p> <p><b>N.B.</b> Information to be considered unavailable if hard to find/compile - e.g. can only be identified through multiple unrelated webpages</p>   |



## Landbank, maps and traceability

|    |  |  |
|----|--|--|
| 14 | Total land area managed/controlled for natural rubber (ha)<br>ES | <p><b>Disabled if only a processor/manufacturer/trader.</b></p> <p>✓ [1 point] <b>Yes:</b> Total landbank the company manages/controls for natural rubber (may include infrastructure or other crops if clearly stated).</p> <p>Ⓟ [0.5 points] <b>Partial:</b> Only provides total landbank (including other crops) but the area for natural rubber is unclear; or data provided does not cover company's known scope of operations; or figure complicated to calculate; or contradictory figures are published from same time period (i.e. same year); or data between two and five years old.</p> <p>✗ [0 points] <b>No:</b> No data; or data over five years old; or undated; or figure provided aggregates area controlled by the company and its independent suppliers.</p> <p><b>N.B.</b> Contradictory figures are those which deviate from each other by more than 5%. For example, if the Annual Report states 20,178 ha planted and the Sustainability Report states a figure which is 1,008 ha more or less than 20,178, then these are deemed contradictory figures.</p> |
| 15 | Total natural rubber planted area (ha)<br>ES                     | <p><b>Disabled if only a processor/manufacturer/trader.</b></p> <p>✓ [1 point] <b>Yes:</b> Total area planted with trees for wood/wood fibre production, including scheme smallholders areas, if applicable. State in explanation if includes/excludes scheme smallholders areas.</p> <p>Ⓟ [0.5 points] <b>Partial:</b> Data between two and five years old; or data provided does not cover known scope of operations; or figure complicated to calculate; or contradictory figures* are published from same time period (i.e. same year).</p> <p>✗ [0 points] <b>No:</b> No data; data over five years old; or undated; or figure provided aggregates area controlled by the company and its independent suppliers.</p> <p><b>N.B.</b> Contradictory figures are those which deviate from each other by more than 5%. For example, if the Annual Report states 20,178 ha planted and the Sustainability Report states a figure which is 1,008 ha more or less than 20,178, then these are deemed contradictory figures.</p>  |
| 16 | Scheme smallholders/outgrowers planted area (ha)<br>ES           | <p><b>Disabled if no scheme smallholders/outgrowers or only a processor/manufacturer/trader.</b></p> <p>✓ [1 point] <b>Yes:</b> Total scheme smallholder/outgrower area planted with natural rubber trees.</p> <p>Ⓟ [0.5 points] <b>Partial:</b> Data between two and five years old; or data provided does not cover company's known scope of operations; or figure complicated to calculate; or contradictory figures are published for same time period (i.e. same year).</p> <p>✗ [0 points] <b>No:</b> No data; or data over five years old; or undated.</p> <p><b>N.B.</b> Contradictory figures are those which deviate from each other by more than 5%. For example, if the Annual Report states 20,178 ha planted and the Sustainability Report states a figure which is 1,008 ha more or less than 20,178, then these are deemed contradictory figures.</p>  |
| 17 | Unplanted (areas designated for future planting) (ha)<br>ES      | <p><b>Disabled if only a processor/manufacturer/trader.</b></p> <p>✓ [1 point] <b>Yes:</b> Area not yet planted, but that has been designated for future planting of natural rubber trees, or that has obtained the necessary permits for planting (e.g. obtained HGU in Indonesia).</p> <p>Ⓟ [0.5 points] <b>Partial:</b> Unclear terminology (i.e. states "unplantable", or "unplanted including infrastructure"); or data does not cover company's known scope of operations; or figure complicated to calculate; or contradictory figures are published from same time period (i.e. same year); or data between two and five years old.</p> <p>✗ [0 points] <b>No:</b> No data; or data over five years old; or undated.</p> <p><b>N.B.</b> Contradictory figures are those which deviate from each other by more than 5%. For example, if the Annual Report states 20,178 ha planted and the Sustainability Report states a figure which is 1,008 ha more or less than 20,178, then these are deemed contradictory figures.</p>   |



## Landbank, maps and traceability

|   |  |  |
|---|--|--|
| <p><b>18</b></p> <p>Conservation set-aside area, including High Conservation Value (HCV) area (ha)</p> <p>ES</p>                |  | <p><b>Disabled if only a processor/manufacturer/trader.</b></p> <p>✔ <b>[1 point] Yes:</b> Area set aside for conservation, including HCV area, HCS area, and other areas such as peatlands, steep slopes, etc. If company reports 0 ha, still award full points.</p> <p>Ⓟ <b>[0.5 points] Partial:</b> Data between two and five years old; or data provided does not cover company's known scope of operations; or figure complicated to calculate; or contradictory figures are published from same time period (i.e. same year).</p> <p>✘ <b>[0 points] No:</b> No data; or data over five years old; or undated; or figure provided aggregates area set aside by the company and its suppliers.</p> <p><b>N.B.</b> Contradictory figures are those which deviate from each other by more than 5%. For example, if the Annual Report states 20,178 ha planted and the Sustainability Report states a figure which is 1,008 ha more or less than 20,178, then these are deemed contradictory figures.</p>   |
| <p><b>19</b></p> <p>Maps of estates/management units</p> <p>ES</p>  |  | <p><b>Disabled if only a processor/manufacturer/trader.</b></p> <p>✔ <b>[1 point] Yes:</b> Has names and geo-referenced maps which clearly show estate boundaries (digital maps such as shapefile or KML, or static maps with coordinates) for all estates. Information must be in one or two places rather than spread in multiple places.</p> <p>Ⓟ <b>[0.5 points] Partial:</b> Has both names and geo-referenced maps (digital maps such as shapefile or KML, or static maps with coordinates) for some estates; or unclear if covers all estates; or only static image file without coordinates showing locations of all/some estates; or maps do not show estate boundaries; or data between two and five years old.</p> <p>✘ <b>[0 points] No:</b> No data; or data over five years old; or undated; or static image file not at a local scale (i.e. cannot determine accurately where estates are located); or text on image unreadable.</p> <p><b>N.B.</b> If clearly states no expansion in landbank then maps may be over two years old for full points.</p> <p><b>External sources:</b> FSC database <a href="https://info.fsc.org/certificate.php">https://info.fsc.org/certificate.php</a>.</p> |
| <p><b>20</b></p> <p>Management plans for natural rubber production are available for all estates/management units</p> <p>ES</p> |  | <p><b>Disabled if only a processor/manufacturer/trader.</b></p> <p>✔ <b>[1 point] Yes:</b> Management plans (or summaries) available for all estates/management units directly controlled by the company.</p> <p>Ⓟ <b>[0.5 points] Partial:</b> Only a limited number of management plans publicly available; or unclear whether this is the case.</p> <p>✘ <b>[0 points] No:</b> Does not meet requirements for this indicator.</p> <p><b>External sources:</b> FSC database <a href="https://info.fsc.org/certificate.php">https://info.fsc.org/certificate.php</a>.</p> <p><b>N.B.</b> Management plans for the whole unit should include basic information on the unit (e.g. geography, maps, soils), describe management practices and procedures (e.g. SOPs) and set out objectives and monitoring of the plantation including environmental and social aspects. Management plans can also include activities on set-aside areas.</p>  |



## Landbank, maps and traceability

|                           |  |  |
|---------------------------|--|--|
| <p><b>21</b></p> <p>■</p> | <p>Monitoring of management plan implementation available for all estates/management units</p> <p>ES</p> | <p><b>Disabled if only a processor/manufacturer/trader.</b></p> <p><b>Scope</b></p> <p><b>Comprehensive:</b> Monitoring information on the implementation of all management plans (i.e. performance against management objectives) has been published. Indicators for monitoring should usually be included in the management plans.</p> <p><b>Limited:</b> Monitoring information available does not detail performance against management plan objectives and indicators; or monitoring information available for some management plans only.</p> <p><b>Insufficient:</b> Does not meet requirements for this indicator.</p> <p><b>N.B.</b> Information could be included in FSC audit reports.</p> <p><b>Scoring</b></p> <p><b>N.B.</b> Companies may report practice in multiple ways but are awarded points for the highest scoring category.</p> <p>✓ <b>[1 point] Yes:</b> Comprehensive, externally verified.</p> <p>Ⓟ <b>[0.75 points] Partial:</b> Limited, externally verified; OR comprehensive, self-reported.</p> <p>Ⓟ <b>[0.5 points] Partial:</b> Limited, self-reported.</p> <p>✗ <b>[0 points] No:</b> Insufficient.</p> |
| <p><b>22</b></p> <p>■</p> | <p>Maps of scheme/outgrower smallholders</p> <p>ES</p>   | <p><b>Disabled if no scheme/outgrower smallholders or if only a processor/manufacturer/trader.</b></p> <p>✓ <b>[1 point] Yes:</b> Geo-referenced maps (digital maps such as shapefile or KML or static maps with coordinates) for all scheme/outgrower smallholder estates.</p> <p>Ⓟ <b>[0.5 points] Partial:</b> Geo-referenced maps (digital maps such as shapefile or KML, or static maps with coordinates) for some scheme/outgrower smallholder estates; unclear if all scheme/outgrower smallholders; or only static image file without coordinates showing location of all/some scheme/outgrower smallholders; or data between two and five years old.</p> <p>✗ <b>[0 points] No:</b> No data; or data over five years old; or undated; or if static image file not at a local scale (i.e. cannot determine accurately where estate located) or text on image unreadable.</p> <p><b>N.B.</b> If clearly states no expansion in landbank then maps may be over two years old for full points.</p>  |
| <p><b>23</b></p> <p>■</p> | <p>Names and locations of all third-party supplying industrial estates/management units</p> <p>ES</p>    | <p><b>Disabled if company has no suppliers.</b></p> <p>✓ <b>[1 point] Yes:</b> Reports names and geo-referenced maps which clearly show boundaries (digital maps such as shapefile or KML, or static maps with coordinates) for all supplier estates or management units within supply chain, excluding smallholders. Information must be in one or two places rather than spread in multiple places.</p> <p>Ⓟ <b>[0.5 points] Partial:</b> Has both names and geo-referenced maps (digital maps such as shapefile or KML, or static maps with coordinates) for some supplying estates/management units; or unclear if covers all supplying estates/management units; or only image file without coordinates showing local locations of all/some estates/management units; or data between two and five years old.</p> <p>✗ <b>[0 points] No:</b> No data; or data over five years old; or undated.</p>  |





## Landbank, maps and traceability

|    |  |   |
|----|--|---|
| 24 | List of jurisdictions where sourcing from smallholders<br>ES   | <p><b>Disabled if company has no suppliers.</b></p> <p>✓ [1 point] <b>Yes:</b> Reports a list of jurisdictions that covers all supplier smallholders within supply chain. Information must be in one or two places rather than spread in multiple places.</p> <p>Ⓟ [0.5 points] <b>Partial:</b> List of jurisdictions does not cover all supplying smallholders; or unclear if covers all smallholders; or data between two and five years old.</p> <p>✗ [0 points] <b>No:</b> No data; or data over five years old; or undated.</p> <p><b>N.B.</b> Jurisdictions should be at least a sub-national level.</p>  |
| 25 | Number of company-owned natural rubber processing facilities<br>ES   | <p><b>Disabled if company does not own natural rubber processing facilities.</b></p> <p>✓ [1 point] <b>Yes:</b> Number of natural rubber processing facilities owned by the company. State in explanation if any other processing facilities in development.</p> <p>Ⓟ [0.5 points] <b>Partial:</b> Data between two and five years old; or data provided does not cover company's known scope of operations; or contradictory figures are published from same time period (i.e. same year).</p> <p>✗ [0 points] <b>No:</b> No data; or data over five years old; or undated.</p> <p><b>N.B.</b> Contradictory figures are those which deviate from each other by more than 5%. For example, if the Annual Report states 50 processing facilities and the Sustainability Report states a figure which is 3 more or less, then these are deemed contradictory figures.</p>  |
| 26 | Names and locations of company-owned natural rubber processing facilities<br>ES  | <p><b>Disabled if company does not own natural rubber processing facilities.</b></p> <p>✓ [1 point] <b>Yes:</b> Names and coordinates or addresses or referenced maps (digital maps such as shapefile, KML, or static maps with coordinates) for all natural rubber processing facilities. For coordinates/addresses check that these can be used to generate location using GoogleMaps – all or if many facilities test a sample. Information must match number of facilities reported by company (dated) and must be in one or two places rather than spread in multiple places.</p> <p>Ⓟ [0.5 points] <b>Partial:</b> As above, but only for some facilities; or only static image without coordinates showing location of all facilities; or only names of facilities; or no dated source indicating number of facilities controlled (i.e. received zero points for indicator above); or otherwise unclear.</p> <p>✗ [0 points] <b>No:</b> No data; or static image file not at a local scale (i.e. cannot determine accurately where facilities are located); or text on image unreadable.</p> |
| 27 | Number (or percentage) of company-owned processing facilities that source from company-owned operations and/or third parties<br>ES | <p><b>Disabled if company is not a processor.</b></p> <p>✓ [1 point] <b>Yes:</b> The company reports the number (or percentage) of company-owned processing facilities that source natural rubber from company-owned plantations and the number (or percentage) of company-owned processing facilities that source natural rubber from third-party plantations (if applicable).</p> <p>Ⓟ [0.5 points] <b>Partial:</b> Data provided does not cover company's known scope of operations; or does not report one if has both; or data between two and five years old.</p> <p>✗ [0 points] <b>No:</b> No data; or data over five years old; or undated.</p>  |



## Landbank, maps and traceability

|                            |   |  |
|----------------------------|---|--|
| <p><b>28</b></p> <p>ES</p> | <p>Reports total volumes (or percentages) sourced by company-owned processing facilities that come from company's own operations and/or third-parties</p> <p>ES</p> | <p><b>Disabled if company is not a processor.</b></p> <p>✓ <b>[1 point] Yes:</b> The company reports the total volume sourced by company-owned processing facilities that comes from company's own operations and the total volume sourced by company-owned processing facilities that comes from third-parties (if applicable). If percentage sourced is reported for only own or third-party can still award full points as percentage of other can be easily calculated.</p> <p>Ⓟ <b>[0.5 points] Partial:</b> Data provided does not cover company's known scope of operations; or only reports volume for one if has both; or data between two and five years old.</p> <p>✗ <b>[0 points] No:</b> No data; or data over five years old; or undated.</p>   |
| <p><b>29</b></p> <p>ES</p> | <p>Number of third party supplying processing facilities</p> <p>ES</p>  | <p><b>Disabled if company does not source from supplying processing facilities.</b></p> <p>✓ <b>[1 point] Yes:</b> Number of all third party supplying processing facilities.</p> <p>Ⓟ <b>[0.5 points] Partial:</b> Data between two and five years old; or data provided does not cover company's known scope of operations (e.g. only covers one country); or approximate data only (e.g. states that sources from "over a hundred processing facilities").</p> <p>✗ <b>[0 points] No:</b> No data; or data over five years old; or undated.</p>   |
| <p><b>30</b></p> <p>ES</p> | <p>Names and locations of all third party supplying processing facilities</p> <p>ES</p>   | <p><b>Disabled if company does not source from third party processing facilities.</b></p> <p>✓ <b>[1 point] Yes:</b> Names and coordinates; or addresses capable of generating locations on GoogleMaps; or names and geo-referenced maps (digital maps such as shapefile or KML, or static maps with coordinates) for all supplying processing facilities. Information must match number of mills reported by company.</p> <p>Ⓟ <b>[0.5 points] Partial:</b> As above, but only for some processing facilities; or static image without coordinates showing location of all processing facilities; or only names of processing facilities; or unclear information provided on the above points; or no dated source indicating number of processing facilities controlled (i.e. received zero points for indicator above).</p> <p>✗ <b>[0 points] No:</b> No data; or static image file not at a local scale (i.e. cannot determine accurately where processing facilities are located); or text on image unreadable.</p> |
| <p><b>31</b></p> <p>ES</p> | <p>Number (or percentage) of third party supplying processing facilities that source from their own plantations and/or third party plantations</p> <p>ES</p>        | <p><b>Disabled if company does not source from third party processing facilities.</b></p> <p>✓ <b>[1 point] Yes:</b> The company reports the number (or percentage) of supplying mills in its supply chain that source from these suppliers' own plantations and the number of supplying mills that source from third-party plantations (if applicable).</p> <p>Ⓟ <b>[0.5 points] Partial:</b> Data provided does not cover company's known scope of operations; or does not report one if has both; or data between two and five years old.</p> <p>✗ <b>[0 points] No:</b> No data; or data over five years old; or undated.</p>  |







## Landbank, maps and traceability

|    |  |   |
|----|--|---|
| 32 | <p>Reports total volume (or percentages) sourced from third-party supplying processing facilities that come from the supplying facilities' own operations and/or third parties</p> <p>ES</p> | <p><b>Disabled if company does not source from supplying processing facilities.</b></p> <p>✓ [1 point] <b>Yes:</b> The company reports the total volume sourced by third-party supplying processing facilities that comes from these suppliers' own operations and the total volume sourced from third-party supplier facilities that comes from third-parties (if applicable). If percentage sourced is reported for only own or third-party can still award full points as percentage of other can be easily calculated.</p> <p>Ⓜ [0.5 points] <b>Partial:</b> Data provided does not cover company's known scope of operations; or only reports volume for one if has both; or data between two and five years old.</p> <p>✗ [0 points] <b>No:</b> No data; or data over five years old; or undated.</p> |
| 33 | <p>Total volume (or percentage) sourced for manufacturing that comes from intermediary traders rather than directly from processing facilities</p> <p>ES</p>                                 | <p><b>Disabled if not a manufacturer or if only sources directly from processing facilities.</b></p> <p>✓ [1 point] <b>Yes:</b> Time-bound commitment to 100% traceability to processing facility; or already 100% traceable (must have been reported within the last two years).</p> <p>Ⓜ [0.5 points] <b>Partial:</b> Commitment to less than 100% traceability; or commitment not time-bound; or in the past and not been met; or commitment does not cover all sourcing.</p> <p>✗ [0 points] <b>No:</b> Does not meet requirements for this indicator.</p>  |
| 34 | <p>Time-bound commitment to achieve 100% traceability to processing facility level</p> <p>ESG</p>  | <p><b>Disabled if not a manufacturer/trader or if only sources from own processing facilities.</b></p> <p>✓ [1 point] <b>Yes:</b> The company reports the total (or percentage) volume sourced for its manufacturing that comes from intermediary traders rather than directly from processing facilities.</p> <p>Ⓜ [0.5 points] <b>Partial:</b> Data provided does not cover company's known scope of operations; or data between two and five years old.</p> <p>✗ [0 points] <b>No:</b> No data; or data over five years old; or undated.</p>   |
| 35 | <p>Percentage of supply traceable to processing facility level</p> <p>ES</p>   | <p><b>Disabled if not a manufacturer/trader or if only sources from own processing facilities.</b></p> <p><b>Scope</b><br/>For downstream operations, overall percentage of natural rubber supply traceable to processing facilities. No points are awarded if data is over two years old or undated.</p> <p><b>Scoring</b><br/>Companies are awarded <b>up to 1.0</b> point based on the percentage volume that is traceable to processing facility level (e.g. 0.4 points are awarded for companies that are 40% traceable to processing facilities).</p> <p>✓ [1 point] <b>Yes:</b> 100% traceable</p> <p>Ⓜ [0.01-0.99 points] <b>Partial:</b> 1-99% traceable.</p> <p>✗ [0 points] <b>No:</b> 0% traceable; or data over two years old; or undated.</p>   |





## Landbank, maps and traceability

|  |  |  |
|--|--|--|
| <p><b>36</b></p>    | <p>Time-bound commitment to achieve 100% traceability to industrial plantation level<br/>ESG</p>                   | <p><b>Disabled if only a producer or no industrial plantation suppliers.</b></p> <p>✓ <b>[1 point] Yes:</b> Time-bound commitment for 100% traceability to industrial plantation; or already 100% traceable (must have been reported within the last two years).</p> <p>Ⓜ <b>[0.5 points] Partial:</b> Commits to less than 100% traceability; or commitment not time-bound; or commitment in the past that has not been met; or unclear statement which does not specify industrial plantation level.</p> <p>✗ <b>[0 points] No:</b> Does not meet requirements for this indicator.</p>   |
| <p><b>37</b></p>    | <p>Percentage of supply from own processing facilities traceable to industrial plantation level<br/>ES</p>         | <p><b>Disabled if producer/manufacturer or no industrial plantation suppliers.</b></p> <p><b>Scope</b><br/>Overall percentage of natural rubber supply from own processing facilities traceable to industrial plantation level. No points are awarded if data is over two years old or undated.</p> <p><b>Scoring</b><br/>Companies are awarded <b>up to 1.0</b> point based on the percentage volume that is traceable to industrial plantation level (e.g. 0.4 points are awarded for companies that are 40% traceable to plantation).</p> <p>✓ <b>[1 point] Yes:</b> 100% traceable</p> <p>Ⓜ <b>[0.01-0.99 points] Partial:</b> 1-99% traceable.</p> <p>✗ <b>[0 points] No:</b> 0% traceable; or data over two years old; or undated.</p>   |
| <p><b>38</b></p>    | <p>Percentage of supply from third-party processing facilities traceable to industrial plantation level<br/>ES</p> | <p><b>Disabled if only a producer or only sources from own processing facilities.</b></p> <p><b>Scope</b><br/>For downstream operations, overall percentage of natural rubber supply from, third-party processing facilities traceable to industrial plantation. No points are awarded if data is over two years old or undated.</p> <p><b>Scoring</b><br/>Companies are awarded <b>up to 1.0</b> point based on the percentage natural rubber from supplying facilities that is traceable to plantation level (e.g. 0.4 points are awarded for companies that are 40% traceable from supplying facilities to plantation level).</p> <p>✓ <b>[1 point] Yes:</b> 100% traceable</p> <p>Ⓜ <b>[0.01-0.99 points] Partial:</b> 1-99% traceable.</p> <p>✗ <b>[0 points] No:</b> 0% traceable; or data over two years old; or undated.</p> |
| <p><b>39</b></p>  | <p>Time-bound commitment to achieve 100% traceability to jurisdictional level for smallholders<br/>ESG</p>         | <p><b>Disabled if only a producer or no smallholder suppliers.</b></p> <p>✓ <b>[1 point] Yes:</b> Time-bound commitment for 100% traceability to jurisdictional level for smallholder suppliers; or already 100% traceable (must have been reported within the last two years); or commitment surpasses jurisdictional level traceability.</p> <p>Ⓜ <b>[0.5 points] Partial:</b> Commits to less than 100% traceability; or commitment not time-bound; or commitment in the past that has not been met; or unclear statement which does not specify jurisdictional level for smallholder suppliers.</p> <p>✗ <b>[0 points] No:</b> Does not meet requirements for this indicator.</p> <p><b>N.B.</b> Jurisdictions should be at least at sub-national level.</p>   |



## Landbank, maps and traceability

|  |  |  |
|--|--|--|
| <p><b>40</b></p>  | <p>Percentage of supply from own processing facilities traceable to smallholder at jurisdictional level</p> <p>ES</p>          | <p><b>Disabled if only a producer or no smallholder suppliers.</b></p> <p><b>Scope</b><br/>Overall percentage of natural rubber supply from smallholders traceable to jurisdictional level. No points are awarded if data is over two years old or undated.</p> <p><b>Scoring</b><br/>Companies are awarded <b>up to 1.0</b> point based on the percentage volume that is traceable to jurisdictional level (e.g. 0.4 points are awarded for companies that are 40% traceable to jurisdictional level).</p> <p>✓ <b>[1 point] Yes:</b> 100% traceable</p> <p>Ⓟ <b>[0.01-0.99 points] Partial:</b> 1-99% traceable.</p> <p>✗ <b>[0 points] No:</b> 0% traceable; or data over two years old; or undated.</p> <p><b>N.B.</b> Jurisdictions should be at least at sub-national level</p>                                      |
| <p><b>41</b></p>  | <p>Percentage of supply from third party processing facilities traceable to smallholders at jurisdictional level</p> <p>ES</p> | <p><b>Disabled if only a producer or no smallholder suppliers.</b></p> <p><b>Scope</b><br/>Overall percentage of natural rubber supply from third party processing facilities traceable to smallholders at jurisdictional level. No points are awarded if data is over two years old or undated.</p> <p><b>Scoring</b><br/>Companies are awarded <b>up to 1.0</b> point based on the percentage volume that is traceable to jurisdictional level (e.g. 0.4 points are awarded for companies that are 40% traceable to jurisdictional level).</p> <p>✓ <b>[1 point] Yes:</b> 100% traceable</p> <p>Ⓟ <b>[0.01-0.99 points] Partial:</b> 1-99% traceable.</p> <p>✗ <b>[0 points] No:</b> 0% traceable; or data over two years old; or undated.</p> <p><b>N.B.</b> Jurisdictions should be at least at sub-national level</p> |



## Certification standards and sustainability initiatives

| ID | Indicator | Scoring criteria |
|----|-----------|------------------|
|----|-----------|------------------|







## Certification standards and sustainability initiatives

|   |   |
|---|---|
| <p><b>42</b></p> <p>Member of the Global Platform for Sustainable Natural Rubber (GPSNR) ESG</p>                  | <p><b>Scope</b><br/> <b>Comprehensive:</b> Whole company/group is a member of GPSNR.<br/> <b>Limited:</b> Only subsidiary/subsidiaries are members.<br/> <b>Insufficient:</b> Neither company nor any of its natural rubber subsidiaries are members; or GPSNR membership is currently suspended.<br/> <b>Scoring</b><br/>  [1 point] <b>Yes:</b> Comprehensive, externally verified .<br/>  [0.75 points] <b>Partial:</b> Limited.<br/>  [0 points] <b>No:</b> Insufficient.<br/> <b>External source:</b> GPSNR members <a href="https://gpsnr.org/our-members">https://gpsnr.org/our-members</a>.</p>   |
| <p><b>43</b></p> <p>Submitted self-declaration form for the Sustainable Natural Rubber Initiative (SNR-i) ESG</p> | <p> [1 point] <b>Yes:</b> Submitted self-declaration form for the SNR-i.<br/>  [0.5 points] <b>Partial:</b> Only a subsidiary has submitted the form.<br/>  [0 points] <b>No:</b> Self-declaration not submitted.<br/> <b>External source:</b> List of Self-Declared Organisations <a href="http://snr-i.org/List+of+Self-Declared+Organisations+47+1.htm">http://snr-i.org/List+of+Self-Declared+Organisations+47+1.htm</a>.</p>   |
| <p><b>44</b></p> <p>Percentage area (ha) FSC certified ESG</p>  | <p><b>Disabled if not a producer</b><br/> <b>Scoring</b><br/> Companies are awarded <b>up to 1.0</b> point based on the percentage of area that is FSC certified (i.e. 0.4 points are awarded for companies that have 40% of their area FSC certified).<br/> If percentage is not available, divide total landbank by total FSC FM certified area, using figures from the same source. Indicator refers to landbank directly controlled (i.e. excluding independent smallholders and outgrower schemes).<br/>  [1 point] <b>Yes:</b> 100% certified.<br/>  [0.01-0.99 points] <b>Partial:</b> 1-99% certified.<br/>  [0 points] <b>No:</b> 0% certified; or percentage figure cannot be calculated using available data; or not clear whether figure covers all operations and/or includes suppliers; or data over two years old; or undated.<br/> <b>External source:</b> FSC <a href="https://info.fsc.org/certificate.php">https://info.fsc.org/certificate.php</a>.</p> |
| <p><b>45</b></p> <p>Time-bound plan for achieving FSC FM certification of estates/management units. ESG</p>       | <p><b>Disabled if company only a processor/manufacturer/trader.</b><br/>  [1 point] <b>Yes:</b> Timebound certification plan for any estates/management units directly controlled or all those eligible for FSC FM certification given 1994 cut-off. States percentage to be certified by a specific time (XX% by XXyear).<br/>  [0.5 points] <b>Partial:</b> Plan in place to increase the FSC FM certification of estates/management units, but percentage not stated; or plan includes a percentage but is not time-bound.<br/>  [0 points] <b>No:</b> No target, or target has been missed.</p>   |



## Certification standards and sustainability initiatives

|               |   |  |
|---------------|---|--|
| <b>46</b><br> | Percentage of scheme/outgrower smallholders (ha) FSC-certified<br>ESG   | <b>Disabled if only a processor/manufacturer/trader or if no scheme smallholders.</b><br><b>Scoring</b><br>Companies are awarded <b>up to 1.0</b> point based on the percentage of scheme/outgrower smallholders that are FSC certified (i.e. 0.4 points are awarded for companies that have 40% of their scheme/outgrower smallholders FSC certified).<br><b>[1 point] Yes:</b> 100% certified.<br><b>[0.01-0.99 points] Partial:</b> 1-99% certified.<br><b>[0 points] No:</b> 0% certified; or data over two years old; or undated.   |
| <b>47</b><br> | Time-bound plan for achieving FSC certification of scheme/outgrower smallholders.<br>ESG  | <b>Disabled if only a processor/manufacturer/trader or if has no scheme/outgrower smallholders.</b><br><b>[1 point] Yes:</b> Time-bound FSC FM certification plan stated for scheme/outgrower smallholders. States percentage to be certified by a specific time (XX% of scheme/outgrower smallholders by XXyear).<br><b>[0.5 points] Partial:</b> Time-bound plan to increase scheme/outgrower smallholder FSC FM certification but percentage to be certified not stated; or plan includes a percentage but is not time-bound.<br><b>[0 points] No:</b> No target; or if missed target.  |
| <b>48</b><br> | Percentage of natural rubber supply (tonnes) from independent smallholders/outgrowers/third-party natural rubber suppliers that is FSC-certified<br>ESG | <b>Disabled if only a manufacturer/trader or if no suppliers.</b><br><b>Scoring</b><br>Companies are awarded <b>up to 1.0</b> point based on the percentage of FSC from independent smallholders/outgrowers/third-party natural rubber suppliers that is FSC certified (i.e. 0.4 points are awarded for companies that have 40% of their natural rubber from independent smallholders/outgrowers/third-party natural rubber suppliers that is FSC certified).<br><b>[1 point] Yes:</b> 100% certified.<br><b>[0.01-0.99 points] Partial:</b> 1-99% certified.<br><b>[0 points] No:</b> 0% certified; or data over two years old; or undated. |
| <b>49</b><br> | Percentage of all natural rubber products handled/traded/processed (tonnes) that is FSC-certified<br>ESG  | <b>Disabled if only a producer/processor.</b><br><b>Scoring</b><br>Companies are awarded <b>up to 1.0</b> point based on the percentage of all natural rubber products handled/traded/processed that are FSC certified (i.e. 0.4 points are awarded for companies that have 40% of all natural rubber products handled/traded/processed that are FSC certified).<br><b>[1 point] Yes:</b> 100% certified.<br><b>[0.01-0.99 points] Partial:</b> 1-99% certified.<br><b>[0 points] No:</b> 0% certified; or data over two years old; or undated.  |

|                 | <b>Certification standards and sustainability initiatives</b>                                  |   |
|--|--|---|
| <b>50</b><br>   | Percentage area (ha) PEFC certified (excluding FSC certified area)<br>ESG                      | <p><b>Disabled if company is only processor/manufacturer/trader; or if does not operate in a country with a PEFC-endorsed SFM standard; or if has 100% FSC certification of its landbank; or if has time-bound plan for achieving 100% FSC certification.</b></p> <p><b>Scoring</b><br/>           Companies are awarded <b>up to 1.0</b> point based on the percentage of non-FSC certified area that is certified under PEFC-endorsed SFM standards (i.e. 0.4 points are awarded for companies that have 40% of their non-FSC certified area is PEFC certified). Indicator refers to landbank directly controlled (i.e. excluding independent smallholders and outgrower schemes). If percentage is not available, divide total non-FSC certified area by total PEFC certified area, using figures from the same source.</p> <p>✓ <b>[1 point] Yes:</b> 100% certified.</p> <p>Ⓟ <b>[0.01-0.99 points] Partial:</b> 1-99% certified.</p> <p>✗ <b>[0 points] No:</b> Percentage figure cannot be calculated using available data; or if not clear whether figure covers all operations and/or includes suppliers; or if not clear whether PEFC and FSC certified areas overlap; or data over two years old; or undated.</p> <p><b>External source:</b> Check if countries have endorsed certification systems here: <a href="https://cdn.pefc.org/pefc.org/media/2021-07/cdb7d217-a5e3-462d-9e7e-200554a2f6f3/1a0684b6-673a-5fd9-9b55-7c831883de58.pdf">https://cdn.pefc.org/pefc.org/media/2021-07/cdb7d217-a5e3-462d-9e7e-200554a2f6f3/1a0684b6-673a-5fd9-9b55-7c831883de58.pdf</a> Check certificates here: <a href="https://www.pefc.org/find-certified">https://www.pefc.org/find-certified</a></p> |
| <b>51</b><br>   | Certified under voluntary sustainability certification scheme<br>ESG                           | <p><b>Disabled if company is only a processor/manufacturer/trader.</b></p> <p><b>Scope</b><br/> <b>Comprehensive:</b> Any of the company's natural rubber operations certified under voluntary schemes, including SAN, ISCC, PEFC and organic certification.<br/> <b>Limited:</b> Only ISO 14001 certified; or audited, but not yet clearly certified; or certified by a voluntary standard where audit criteria are not publicly available (e.g. GOLS).<br/> <b>Insufficient:</b> Member of scheme/s, but not yet certified or audited.</p> <p><b>Scoring</b><br/> <b>N.B.</b> Companies may report practice in multiple ways but are awarded points for the highest scoring category.</p> <p>✓ <b>[1 point] Yes:</b> Comprehensive, externally verified.</p> <p>Ⓟ <b>[0.75 points] Partial:</b> Limited, externally verified; OR comprehensive, self-reported.</p> <p>Ⓟ <b>[0.5 points] Partial:</b> Limited, self-reported.</p> <p>✗ <b>[0 points] No:</b> Insufficient.</p> <p><b>External sources:</b> FSC <a href="https://info.fsc.org/certificate.php">https://info.fsc.org/certificate.php</a>; Rainforest Alliance <a href="https://www.rainforest-alliance.org/business/solutions/certification/agriculture/certificate-search-public-summaries/">https://www.rainforest-alliance.org/business/solutions/certification/agriculture/certificate-search-public-summaries/</a>; ISCC <a href="https://www.iscc-system.org/certificates/all-certificates/">https://www.iscc-system.org/certificates/all-certificates/</a>; PEFC <a href="https://www.pefc.org/find-certified">https://www.pefc.org/find-certified</a>.</p>   |
| <b>52</b><br> | Commitment to become 100% certified under voluntary sustainability certification scheme<br>ESG | <p><b>Disabled if company is only a processor/manufacturer/trader.</b></p> <p>✓ <b>[1 point] Yes:</b> Commitment to become 100% certified under voluntary schemes (for example SAN, GOLS, ISCC, PEFC, organic certification) and provides name of certification.</p> <p>Ⓟ <b>[0.5 points] Partial:</b> Commitment in place to increase certification but not to 100% (i.e. an incremental target); or commitment to become 100% certified but no certification named. Detail target in explanation.</p> <p>✗ <b>[0 points] No:</b> Does not meet requirements for this indicator.</p>   |





## Deforestation and biodiversity

| ID | Indicator   | Scoring criteria   |
|----|---|--|
| 53 | Commitment to zero conversion of natural ecosystems<br>E                          | <b>Disabled if only a processor/manufacturer/trader.</b><br>✔ [1 point] <b>Yes:</b> Company specifies a commitment to "no/zero conversion" that explicitly includes all natural ecosystems.<br>Ⓟ [0.5 points] <b>Partial:</b> Company has an unclear commitment.<br>✘ [0 points] <b>No:</b> Company has no commitment to zero conversion.<br><b>N.B.</b> No points are available for a commitment to no deforestation or protecting HCV and HCS areas, as these commitments are covered elsewhere.<br><b>AFI definition of natural ecosystems:</b> <a href="https://accountability-framework.org/the-framework/contents/definitions/">https://accountability-framework.org/the-framework/contents/definitions/</a>   |
| 54 | Commitment to zero conversion of natural ecosystems applies to all suppliers<br>E | <b>Disabled if no suppliers.</b><br>✔ [1 point] <b>Yes:</b> Company specifies a commitment to "no/zero conversion" that explicitly includes all natural ecosystems and applies to all suppliers.<br>Ⓟ [0.5 points] <b>Partial:</b> Company has an unclear commitment; or does not cover all suppliers.<br>✘ [0 points] <b>No:</b> Company has no commitment to zero conversion.<br><b>N.B.</b> No points are available for a commitment to no deforestation or protecting HCV and HCS areas, as these commitments are covered elsewhere.<br><b>AFI definition of natural ecosystems:</b> <a href="https://accountability-framework.org/the-framework/contents/definitions/">https://accountability-framework.org/the-framework/contents/definitions/</a>   |
| 55 | Commitment to zero deforestation<br>E   | <b>Disabled if only a processor/trader.</b><br>✔ [1 point] <b>Yes:</b> Company specifies a commitment to "no/zero deforestation" or clearly states will not develop on HCV, HCS and peatland; or has commitment to zero conversion (scored full points in indicator 53). State commitment in explanation.<br>Ⓟ [0.5 points] <b>Partial:</b> Company only has no/zero NET deforestation (acknowledges that some forest loss could be offset by forest restoration such as through purchasing REDD+, offsets or mitigation banking); or has unclear no deforestation commitment; or only has a time-bound commitment to zero deforestation in the future.<br>✘ [0 points] <b>No:</b> Does not meet requirements for this indicator. Company has no commitment to reducing deforestation.<br><b>N.B.</b> Commitments made through outside initiatives are acceptable, but must meet the requirements of the indicator. For example, the New York Declaration on Forests (NYDF) allows;<br>1) a weaker no NET deforestation approach. This SPOTT indicator requires a commitment to zero deforestation, and;<br>2) Commits only to end forest loss by 2030. This SPOTT indicator requires a zero-deforestation commitment to be implemented now for full points. |



## Deforestation and biodiversity

|               |   |  |
|---------------|---|--|
| <b>56</b><br> | Commitment to zero deforestation applies to all suppliers<br>E                        | <b>Disabled if no suppliers.</b><br><b>[1 point] Yes:</b> Company specifies commitment to "no/zero deforestation", or to not develop on HCV, HCS and peatland, or has commitment to zero conversion (scored full points on indicator 54) applies to all suppliers. State commitment in explanation.<br><b>[0.5 points] Partial:</b> Company specifies has no/zero net deforestation (acknowledges that some forest loss could be offset by forest restoration such as through purchasing REDD+, offsets or mitigation banking) which applies to all suppliers; or has unclear no deforestation commitment which applies to all suppliers, or zero deforestation commitment only applies to some suppliers; or only has a time-bound commitment to sourcing from suppliers with a zero deforestation policy in the future.<br><b>[0 points] No:</b> Does not meet requirements for this indicator. Company has no commitment to reducing deforestation.<br><b>N.B.</b> Commitments made through outside initiatives are acceptable, but must meet the requirements of the indicator. For example, the New York Declaration on Forests (NYDF) allows;<br>1) a weaker no NET deforestation approach. This SPOTT indicator requires a commitment to zero deforestation, and;<br>2) Commits only to end forest loss by 2030. This SPOTT indicator requires a zero-deforestation commitment to be implemented now for full points. |
| <b>57</b><br> | Criteria and cut-off date for defining deforestation and/or ecosystem conversion<br>E | <b>[1 point] Yes:</b> Specifies the criteria or types of forest/areas that are not to be deforested/converted (e.g. primary forests, Intact Forest Landscapes (IFLs), secondary forests, disturbed forests, HCS areas, HCV areas, etc.) and specifies a cut-off date beyond which deforestation or conversion would not be accepted. No points awarded if no commitment to no deforestation.<br><b>[0.5 points] Partial:</b> Only specifies the criteria/types of forests/areas that are not to be deforested or converted; or does not state a cut-off date.<br><b>[0 points] No:</b> Does not meet requirements for this indicator.  |
| <b>58</b><br> | Evidence of monitoring deforestation and/or ecosystem conversion<br>E                 | <b>Disabled if only a processor/manufacturer/trader.</b><br><b>Scope</b><br><b>Comprehensive:</b> Specifies how deforestation and/or ecosystem conversion is being monitored (i.e. how monitoring encroachment), including the extent of the area monitored and timeframe. Look for references to spatial monitoring, encroachment, patrols, satellite data, drones, GIS, etc.<br><b>Limited:</b> Methodology, extent of area being monitored for deforestation and/or ecosystem conversion, and/or time-frame is unclear; or data between two and five years old.<br><b>Insufficient:</b> No data; or data over five years old; or undated.<br><b>N.B.</b> This indicator focuses on all deforestation/conversion that occurs in a company's operational area committed either by itself or by third parties.<br><b>Scoring</b><br><b>N.B.</b> Companies may report practice in multiple ways but are awarded points for the highest scoring category.<br><b>[1 point] Yes:</b> Comprehensive, externally verified.<br><b>[0.75 points] Partial:</b> Limited, externally verified; OR comprehensive, self-reported.<br><b>[0.5 points] Partial:</b> Limited, self-reported.<br><b>[0 points] No:</b> Insufficient.  |



## Deforestation and biodiversity

|                    |   |   |
|--------------------|---|---|
| <p>59</p> <p>E</p> | <p>Evidence of monitoring deforestation and/or ecosystem conversion in supplier operations</p>                | <p><b>Disabled if no suppliers, including scheme smallholders and independent suppliers.</b></p> <p><b>Scope</b></p> <p><b>Comprehensive:</b> Specifies how deforestation and/or conversion is being monitored (i.e. how monitoring encroachment), including the extent of the area monitored and timeframe. Look for references to spatial monitoring, encroachment, patrols, satellite data, drones, GIS, etc.</p> <p><b>Limited:</b> Methodology, extent of area being monitored for deforestation and/or ecosystem conversion, and/or time-frame is unclear; or data between two and five years old.</p> <p><b>Insufficient:</b> No data; or data over five years old; or undated.</p> <p><b>N.B.</b> This indicator focuses on all deforestation/conversion that occurs in a supplier's operational area either by itself or by third parties. Monitoring data can be obtained from suppliers, and does not necessarily need to be conducted by the company itself.</p> <p><b>Scoring</b></p> <p><b>N.B.</b> Companies may report practice in multiple ways but are awarded points for the highest scoring category.</p> <p>✔ [1 point] <b>Yes:</b> Comprehensive, externally verified.</p> <p>Ⓟ [0.75 points] <b>Partial:</b> Limited, externally verified; OR comprehensive, self-reported.</p> <p>Ⓟ [0.5 points] <b>Partial:</b> Limited, self-reported.</p> <p>✘ [0 points] <b>No:</b> Insufficient.</p> |
| <p>60</p> <p>E</p> | <p>Amount of deforestation and/or ecosystem conversion recorded in own operations since cut-off date</p>      | <p><b>Disabled if only a processor/manufacturer/trader.</b></p> <p>✔ [1 point] <b>Yes:</b> Reports total area of deforestation and/or conversion recorded over company's full operational area (area can be zero) since the commitment cut-off date (see indicator 52).</p> <p>Ⓟ [0.5 points] <b>Partial:</b> Data reported covers less than the company's operational area; or area figures found under grievances but consolidated figure covering entire operations not reported; or data between two and five years old; or not reported since cut-off date; or no cut-off date given.</p> <p>✘ [0 points] <b>No:</b> No data; or data over two years old; or undated.</p> <p><b>N.B.</b> This indicator focuses on all deforestation/conversion that occurs in a company's operational area committed either by itself or by third parties.</p>  |
| <p>61</p> <p>E</p> | <p>Amount of deforestation and/or ecosystem conversion recorded in supplier operations since cut-off date</p> | <p><b>Disabled if company only sources from own plantations</b></p> <p>✔ [1 point] <b>Yes:</b> Reports total area of deforestation and/or conversion recorded within the company's industrial suppliers' operational area and smallholder suppliers' jurisdictional area (area can be zero) since the commitment cut-off date in the operations of the company's direct or indirect suppliers (see indicator 52).</p> <p>Ⓟ [0.5 points] <b>Partial:</b> Data reported does not cover all suppliers' entire operational area; or unclear if data covers both industrial plantation and smallholder suppliers; or area figures found under grievances but consolidated figure covering entire operations not reported; or data between two and five years old; or not reported since cut-off date; or no cut-off date given.</p> <p>✘ [0 points] <b>No:</b> No data; or data over two years old; or undated.</p> <p><b>N.B.</b> Monitoring data can be obtained from suppliers, and does not necessarily need to be conducted by the company itself. This indicator focuses on all deforestation/conversion that occurs in a supplier's operational area committed either by itself or by third parties.</p>  |



## Deforestation and biodiversity

|  |  |   |
|--|--|---|
| <p><b>62</b></p>  | <p>Commitment to restoration of deforestation/conversion</p> <p>E</p>                          | <p><b>Disabled if only a processor/trader.</b></p> <p>✔ <b>[1 point] Yes:</b> Company commits to restore ecosystems and their values to their prior condition and/or provide suitable compensation to restore these values in the case of deforestation or conversion within the company's own operations. Commitment must specify a cut-off date beyond which deforestation or conversion would not be accepted.</p> <p>Ⓟ <b>[0.5 points] Partial:</b> Unclear commitment; or does not include a cut-off date.</p> <p>✘ <b>[0 points] No:</b> Does not meet requirements for this indicator.</p> <p><b>N.B.</b> This commitment is relevant to situations where a company may have failed (inadvertently or intentionally) to fully implement its commitment to zero deforestation. It also includes responsibility to remediate past harms in situations where a company purchases or acquires management rights to land where deforestation has been conducted by previous owners/managers.</p>  |
| <p><b>63</b></p>  | <p>Commitment to restoration of deforestation/conversion applies to all suppliers</p> <p>E</p> | <p><b>Disabled if no suppliers, including scheme smallholders and independent suppliers.</b></p> <p>✔ <b>[1 point] Yes:</b> Commitment to restore ecosystems and their values to their prior condition and/or provide suitable compensation to restore these values in the case of non-compliant deforestation or conversion applies to all suppliers. Commitment must specify a cut-off date beyond which deforestation or conversion would not be accepted and must include all non-compliance</p> <p>Ⓟ <b>[0.5 points] Partial:</b> Unclear commitment; or does not include a cut-off date; or commitment only applies to some suppliers, or commitment does not cover all non-compliance.</p> <p>✘ <b>[0 points] No:</b> Does not meet requirements for this indicator.</p>   |
| <p><b>64</b></p>  | <p>Implementing a landscape or jurisdictional level approach</p> <p>ES</p>                     | <p><b>Scope</b></p> <p><b>Comprehensive:</b> Participating in or supporting multi-stakeholder planning and policy efforts at a landscape or jurisdictional level. Examples include: supporting improved land governance policies and institutions, establishing, supporting, and complying with landscape-scale monitoring and enforcement mechanisms; participating in jurisdictional standards or assessment frameworks; or supporting sustainable development activities.</p> <p><b>Limited:</b> Statement about recognising the importance of a landscape or jurisdictional approach, but unclear if implementing; or only limited details available; or data between two and five years old.</p> <p><b>Insufficient:</b> No data; or data over five years old; or undated.</p> <p><b>Scoring</b></p> <p><b>N.B.</b> Companies may report practice in multiple ways but are awarded points for the highest scoring category.</p> <p>✔ <b>[1 point] Yes:</b> Comprehensive, externally verified.</p> <p>Ⓟ <b>[0.75 points] Partial:</b> Limited, externally verified; OR comprehensive, self-reported.</p> <p>Ⓟ <b>[0.5 points] Partial:</b> Limited, self-reported.</p> <p>✘ <b>[0 points] No:</b> Insufficient.</p> <p><b>N.B.</b> Landscape and jurisdictional approach definition: <a href="https://accountability-framework.org/the-framework/topics/jurisdictional-approaches/">https://accountability-framework.org/the-framework/topics/jurisdictional-approaches/</a></p> |













## Deforestation and biodiversity






|                   |  |   |
|-------------------|--|---|
| <p>65</p> <p></p> | <p>Biodiversity policy</p> <p>E</p>  | <p><b>Disabled if only a processor/manufacturer/trader.</b></p> <p>✔ [1 point] <b>Yes:</b> Has policy including both commitment and time-bound target on protecting biodiversity (can accept if refers to species AND habitats/ecosystems). Commitment must cover all the company's natural rubber operations. The policy/commitment must clearly apply both within and beyond HCV/HCS/set-asides (e.g. also covers biodiversity in plantation land or beyond estate boundaries) AND must contain at least one measurable, time-bound target that shows impact of this policy/commitment on biodiversity/species/habitats (e.g. X% increase in population of species X against a defined baseline; or X ha of specific habitat restored by target year). Can be standalone policy or included within another sustainability policy. Must be in one place together, not multiple.</p> <p>Ⓟ [0.5 points] <b>Partial:</b> Has policy, but does not clearly state that it applies to all the company's own natural rubber operations; or only commitment with clear scope but no target, or target with no commitment; or has both commitment and target but only in relation to HCV/HCS/set-asides</p> <p>✘ [0 points] <b>No:</b> Has no policy; or only general statement that company commits to biodiversity protection with no detail given on scope; or only has individual commitments relating to biodiversity (e.g. no hunting, HCV assessments etc.) but no overarching commitment; or no target and only mentions biodiversity in relation to inside HCV/HCS/set-asides.</p> |
| <p>66</p> <p></p> | <p>Biodiversity policy applies to all suppliers</p> <p>E</p>   | <p><b>Disabled if no suppliers, including scheme smallholders and independent suppliers.</b></p> <p>✔ [1 point] <b>Yes:</b> Has own policy on protecting biodiversity that applies to all suppliers. The policy should cover multiple dimensions (e.g. broad policy covering multiple species/threats) of biodiversity protection, must apply both within and beyond HCV/HCS/set-asides (e.g. also covers biodiversity in plantation land or beyond concession boundaries).</p> <p>Ⓟ [0.5 points] <b>Partial:</b> Policy only applies to some suppliers; or does not cover all suppliers' operations (i.e. does not apply to land beyond HCV/HCS/set-asides).</p> <p>✘ [0 points] <b>No:</b> Only mentions biodiversity; or only mentions biodiversity in relation to inside HCV/HCS/set-asides.</p>  |
| <p>67</p> <p></p> | <p>Identified species of conservation concern, referencing international or national system of species classification</p> <p>E</p> | <p><b>Disabled if only a processor/manufacturer/trader.</b></p> <p><u>Scope</u></p> <p><b>Comprehensive:</b> Company has identified species of conservation concern (i.e. rare, threatened, endangered), referencing an appropriate system of classification (e.g. IUCN Red List, national red list, CITES).</p> <p><b>Limited:</b> Species have been identified but not classified according to an appropriate system.</p> <p><b>Insufficient:</b> No data.</p> <p><u>Scoring</u></p> <p><b>N.B.</b> Companies may report practice in multiple ways but are awarded points for the highest scoring category.</p> <p>✔ [1 point] <b>Yes:</b> Comprehensive, externally verified.</p> <p>Ⓟ [0.75 points] <b>Partial:</b> Limited, externally verified; OR comprehensive, self-reported.</p> <p>Ⓟ [0.5 points] <b>Partial:</b> Limited, self-reported.</p> <p>✘ [0 points] <b>No:</b> Insufficient.</p>   |


















## Deforestation and biodiversity





|                  |   |   |
|------------------|---|---|
| <p><b>68</b></p> | <p>Examples of species and/or habitat conservation management<br/>E</p>                               | <p><b>Disabled if only a processor/manufacturer/trader.</b></p> <p><b>Scope</b></p> <p><b>Comprehensive:</b> Provides multiple examples/evidence of species and/or habitat conservation management in plantations, company's set-aside areas or in surrounding landscape (can include activities in HCV, HCS, buffer zones, forests, peatlands, mangroves, wetlands, etc.). Examples include: enhancing plantation biodiversity, rehabilitation of riparian areas, native forest restoration, enhancement of mangroves, tree planting, clearly marking boundaries, putting up signs, planting of native species, ensuring no roads, monitoring peatland subsidence, limiting access, patrols, etc.</p> <p><b>Limited:</b> Only mentions one example of species and/or habitat management; or data between two and five years old.</p> <p><b>Insufficient:</b> No examples reported; or data over five years old; or undated.</p> <p><b>Scoring</b></p> <p><b>N.B.</b> Companies may report practice in multiple ways but are awarded points for the highest scoring category.</p> <p>✔ <b>[1 point] Yes:</b> Comprehensive, externally verified.</p> <p>Ⓟ <b>[0.75 points] Partial:</b> Limited, externally verified; OR comprehensive, self-reported.</p> <p>Ⓟ <b>[0.5 points] Partial:</b> Limited, self-reported.</p> <p>✘ <b>[0 points] No:</b> Insufficient.</p> |
| <p><b>69</b></p> | <p>Commitment to no hunting or only sustainable hunting of species<br/>E</p>                          | <p><b>Disabled if only a processor/manufacturer/trader.</b></p> <p>✔ <b>[1 point] Yes:</b> Commitment to no hunting of all species or only sustainable hunting by local communities for subsistence purposes that does not cause decline of local species populations.</p> <p>Ⓟ <b>[0.5 points] Partial:</b> Only no hunting of endangered, rare, threatened species; or if no hunting only applies to certain extent of operations (e.g. no hunting only in conservation set-asides).</p> <p>✘ <b>[0 points] No:</b> No commitment or company allows employees to hunt.</p>  |
| <p><b>70</b></p> | <p>Commitment to no hunting or only sustainable hunting of species applies to all suppliers<br/>E</p> | <p><b>Disabled if no suppliers, including scheme smallholders and independent suppliers.</b></p> <p>✔ <b>[1 point] Yes:</b> Commitment to no hunting of all species or only sustainable hunting by local communities for subsistence purposes that does not cause decline of local species populations applies to all suppliers.</p> <p>Ⓟ <b>[0.5 points] Partial:</b> Only no hunting of endangered, rare, threatened species; or no hunting only applies to certain extent of operations (e.g. no hunting only in conservation set-asides); or commitment only applies to some suppliers.</p> <p>✘ <b>[0 points] No:</b> No commitment or company allows employees to hunt.</p>   |
| <p><b>71</b></p> | <p>Commitment to protect areas from illegal activities<br/>ES</p>                                     | <p><b>Disabled if only a processor/manufacturer/trader.</b></p> <p>✔ <b>[1 point] Yes:</b> Commitment to protect natural ecosystems and plantations from unauthorised or illegal resource use, settlement and other illegal activities.</p> <p>Ⓟ <b>[0.5 points] Partial:</b> Commitment to protect natural ecosystems and plantations from certain forms of illegal activities (e.g. illegal logging, harvesting of NTFPs, mining, recreation, trapping, hunting, drug trafficking); or commitment clearly does not cover all operations (e.g. only covers one country; or no hunting only in conservation set-asides).</p> <p>✘ <b>[0 points] No:</b> Does not meet requirements for this indicator.</p>  |

|  <b>Deforestation and biodiversity</b> |   |   |
|---|---|---|
| <b>72</b><br>                          | Commitment to protect forest areas from illegal activities applies to all suppliers<br>ES | <b>Disabled if no suppliers, including outgrower scheme and independent suppliers.</b><br> <b>[1 point] Yes:</b> Company specifies commitment to protect forest areas from unauthorised or illegal resource use, settlement and other illegal activities applies to all suppliers (direct and indirect).<br> <b>[0.5 points] Partial:</b> Commitment to protect forest areas from certain forms of illegal activities (e.g. illegal logging, harvesting of NTFPs, mining, recreation, trapping, hunting, drug trafficking); or commitment clearly does not cover all operations (e.g. only covers one country); or commitment only applies to some suppliers.<br> <b>[0 points] No:</b> Does not meet requirements for this indicator.   |
| <b>73</b><br>                          | Evidence of protecting forest areas from illegal activities<br>ES                         | <b>Disabled if only a processor/manufacturer/trader.</b><br><b>Scope</b><br><b>Comprehensive:</b> Provides multiple examples of how protects forest areas from unauthorised or illegal resource use, settlement and other illegal activities. Examples include: patrols, informative and prohibitive signs, guards and fences where appropriate, awareness meetings or trainings for employees and local communities, providing alternatives to illegal hunting/fishing/collecting in order to prevent illegal activities.<br><b>Limited:</b> Only one example mentioned; or data between two and five years old.<br><b>Insufficient:</b> No example; or data over five years old; or undated.<br><b>Scoring</b><br><b>N.B.</b> Companies may report practice in multiple ways but are awarded points for the highest scoring category.<br> <b>[1 point] Yes:</b> Comprehensive, externally verified.<br> <b>[0.75 points] Partial:</b> Limited, externally verified; OR comprehensive, self-reported.<br> <b>[0.5 points] Partial:</b> Limited, self-reported.<br> <b>[0 points] No:</b> Insufficient. |

|  <b>High Conservation Value (HCV), High Carbon Stock (HCS) and impact assessments</b> |   |  |
|--|---|--|
| ID   | Indicator   | Scoring criteria   |
| <b>74</b><br>   | Commitment to conduct High Conservation Value (HCV) assessments<br>ES | <b>Disabled if only a processor/manufacturer/trader.</b><br> <b>[1 point] Yes:</b> Commitment to conduct HCV assessments.<br> <b>[0.5 points] Partial:</b> Unclear commitment; or commitment clearly does not cover all operations (e.g. only covers one country).<br> <b>[0 points] No:</b> Does not meet requirements for this indicator. |

|               | <b>High Conservation Value (HCV), High Carbon Stock (HCS) and impact assessments</b>   |   |
|--|--|---|
| <b>75</b><br> | Commitment to conduct High Conservation Value (HCV) assessments applies to all suppliers<br>ES                                       | <p><b>Disabled if no suppliers including scheme smallholders and independent suppliers.</b></p> <p>  <b>[1 point] Yes:</b> Commitment to conduct HCV assessments for all suppliers.<br/>  <b>[0.5 points] Partial:</b> Unclear commitment; or commitment only applies to some suppliers.<br/>  <b>[0 points] No:</b> Does not meet requirements for this indicator.         </p>   |
| <b>76</b><br> | High Conservation Value (HCV) assessments available for all new plantings since 1 <sup>st</sup> April 2019<br>ES                     | <p><b>Disabled if only a processor/manufacturer/trader, or no new planting since 1st April 2019.</b></p> <p><b>Scope</b></p> <p><b>Comprehensive:</b> HCV assessment (reports or summaries) publicly available online; including new planting under outgrower/scheme smallholders.<br/> <b>Limited:</b> HCV assessments clearly cover only a limited portion of company operations (e.g. one specific geography the company is known to operate in); or clearly don't cover all ongoing activities (e.g. new plantation development); or HCV assessments submitted to HCVRN for review but not yet available.<br/> <b>Insufficient:</b> No HCV assessments available; or available only on request; or only states that has done HCV assessments but no report or summary available.</p> <p><b>Scoring</b></p> <p><b>N.B.</b> companies may report practice in multiple ways but are awarded points for the highest scoring category. Points for external verification under FSC are not applicable for this indicator as HCV assessments are not necessarily publicly available even if audited by FSC.</p> <p>  <b>[1 point] Yes:</b> Comprehensive, externally verified.<br/>  <b>[0.75 points] Partial:</b> Limited, externally verified; OR comprehensive, self-reported.<br/>  <b>[0.5 points] Partial:</b> Limited, self-reported.<br/>  <b>[0 points] No:</b> Insufficient.         </p> <p><b>External source:</b> HCVRN webpage: <a href="https://hcvnetwork.org/find-a-report/">https://hcvnetwork.org/find-a-report/</a>.</p> |
| <b>77</b><br> | High Conservation Value (HCV) management and monitoring plans available for all new plantings since 1 <sup>st</sup> April 2019<br>ES | <p><b>Disabled if only a processor/manufacturer/trader, or no new planting since 1st April 2019.</b></p> <p><b>Scope</b></p> <p><b>Comprehensive:</b> HCV management and monitoring plans (reports or summaries) publicly available (either as standalone documents or within HCV assessment reports); including new planting under outgrower/scheme smallholders.<br/> <b>Limited:</b> HCV management and monitoring plans (reports or summaries) only available for some parts of the company's operations.<br/> <b>Insufficient:</b> No HCV management and monitoring plans available; or available only on request.</p> <p><b>Scoring</b></p> <p><b>N.B.</b> Companies may report practice in multiple ways but are awarded points for the highest scoring category.</p> <p>  <b>[1 point] Yes:</b> Comprehensive, externally verified.<br/>  <b>[0.75 points] Partial:</b> Limited, externally verified; OR comprehensive, self-reported.<br/>  <b>[0.5 points] Partial:</b> Limited, self-reported.<br/>  <b>[0 points] No:</b> Insufficient.         </p>  |


















|               | <b>High Conservation Value (HCV), High Carbon Stock (HCS) and impact assessments</b> |   |
|--|--|---|
| <b>78</b><br> | Commitment to the High Carbon Stock (HCS) Approach<br>ES                             | <p><b>Disabled if only a processor/manufacturer/trader.</b></p> <p>✓ <b>[1 point] Yes:</b> Commitment to apply the HCS Approach, as defined by the HCS Approach Toolkit.</p> <p>Ⓜ <b>[0.5 points] Partial:</b> Commitment clearly does not cover all operations (e.g. only covers one country); or if not clearly the HCS Approach, but another high carbon stock assessment methodology.</p> <p>✗ <b>[0 points] No:</b> Does not meet requirements for this indicator.</p>   |
| <b>79</b><br> | Commitment to the High Carbon Stock (HCS) Approach applies to all suppliers<br>ES    | <p><b>Disabled if no suppliers including outgrower schemes and independent suppliers.</b></p> <p>✓ <b>[1 point] Yes:</b> Commitment to apply the HCS Approach, as defined by the HCS Approach Toolkit, applies to all suppliers.</p> <p>Ⓜ <b>[0.5 points] Partial:</b> Not clearly the HCS Approach, but another high carbon stock assessment methodology; or commitment only applies to some suppliers.</p> <p>✗ <b>[0 points] No:</b> Does not meet requirements for this indicator.</p>  |
| <b>80</b><br> | High Carbon Stock (HCS) assessments available<br>ES                                  | <p><b>Disabled if only a processor/manufacturer/trader, or if no new planting since January 2015.</b></p> <p><b>Scope</b></p> <p><b>Comprehensive:</b> Any HCS assessment report or summary publicly available, either using the HCS Approach or another high carbon stock method.</p> <p><b>Limited:</b> An HCS assessment has been submitted to the HCSA website but is pending review (conducted but not yet publicly available).</p> <p><b>Insufficient:</b> None available; or only on request; or states that has done HCS assessments but no report or summary available.</p> <p><b>Scoring</b></p> <p><b>N.B.</b> Companies may report practice in multiple ways but are awarded points for the highest scoring category. Points for external verification under FSC /PEFC/SVLK are not applicable for this indicator as it is not covered by the requirements of these standards.</p> <p>✓ <b>[1 point] Yes:</b> Comprehensive, externally verified.</p> <p>Ⓜ <b>[0.75 points] Partial:</b> Limited, externally verified; OR comprehensive, self-reported.</p> <p>Ⓜ <b>[0.5 points] Partial:</b> Limited, self-reported.</p> <p>✗ <b>[0 points] No:</b> Insufficient.</p> <p><b>External source:</b> HCS Approach Registered Assessments <a href="http://highcarbonstock.org/registered-hcsa-assessments/">http://highcarbonstock.org/registered-hcsa-assessments/</a></p> |



## High Conservation Value (HCV), High Carbon Stock (HCS) and impact assessments

|                  |   |   |
|------------------|---|---|
| <p><b>81</b></p> | <p>Peer review of all High Carbon Stock (HCS) assessments undertaken since April 2015 by the HCSA Quality Assurance Process</p> <p>ES</p> | <p><b>Disabled if only a processor/manufacturer/trader or if no new planting since April 2015, unless has undertaken HCS assessments that are not for new planting. Disabled if all new planting is since November 2017 AND has all been covered under combined HCV-HCS assessments.</b></p> <p><b>Scope</b></p> <p><b>Comprehensive:</b> All <u>standalone</u> HCS assessments since April 2015 have peer review report published on the HCSA website. Combined HCV-HCS assessments since Nov 2017 do not need to be included here.</p> <p><b>Limited:</b> Only some <u>standalone</u> HCS assessments since April 2015 have peer review report published on the HCSA website. Combined HCV-HCS assessments since Nov 2017 do not need to be included here.</p> <p><b>Insufficient:</b> None have peer review report published on the HCSA website. Combined HCV-HCS assessments since Nov 2017 do not need to be included here.</p> <p><b>Scoring</b></p> <p>✔ [1 point] <b>Yes:</b> Comprehensive, externally verified.</p> <p>Ⓟ [0.75 points] <b>Partial:</b> Limited, externally verified.</p> <p>✘ [0 points] <b>No:</b> Insufficient.</p> <p><b>N.B.</b> For externally verified points the HCS assessments must have a peer review report available on the HCSA website.</p> <p><b>External source:</b> <a href="http://highcarbonstock.org/registered-hcsa-and-hcv-hcsa-assessments/">http://highcarbonstock.org/registered-hcsa-and-hcv-hcsa-assessments/</a></p> |
| <p><b>82</b></p> | <p>Commitment to conduct social and environmental impact assessments (SEIAs)</p> <p>ES</p>  | <p><b>Disabled if only a trader.</b></p> <p>✔ [1 point] <b>Yes:</b> Commitment to conduct SEIAs (or both EIA and SIAs). Local equivalents are acceptable: e.g. AMDALs as EIA in Indonesia.</p> <p>Ⓟ [0.5 points] <b>Partial:</b> Commitment clearly does not cover all operations (e.g. only covers one country); only mention EIA/AMDAL or SIA.</p> <p>✘ [0 points] <b>No:</b> Does not meet requirements for this indicator.</p>  |
| <p><b>83</b></p> | <p>Commitment to conduct social and environmental impact assessments (SEIAs) applies to all suppliers</p> <p>ES</p>                       | <p><b>Disabled if no suppliers including outgrower scheme and independent suppliers.</b></p> <p>✔ [1 point] <b>Yes:</b> Commitment to conduct SEIAs (or both EIA and SIAs) applies to all suppliers. Local equivalents are acceptable: e.g. AMDALs as EIA in Indonesia.</p> <p>Ⓟ [0.5 points] <b>Partial:</b> Only mention EIA/AMDAL or SIA; or commitment only applies to some suppliers.</p> <p>✘ [0 points] <b>No:</b> Does not meet requirements for this indicator.</p>  |

|               | <b>High Conservation Value (HCV), High Carbon Stock (HCS) and impact assessments</b>                                |  |
|--|---|--|
| <b>84</b><br> | Social and environmental impact assessment (SEIAs) undertaken, and associated management and monitoring plans<br>ES | <p><b>Disabled if only a trader.</b></p> <p><b>Scope</b><br/> <b>Comprehensive:</b> At least one social and environmental impact assessments (SEIA) (full report or summary) publicly available. All SEIAs made publicly available have associated management and monitoring plans (full plans or summaries).<br/> <b>Limited:</b> SEIAs (full report or summary) have been made publicly available, but do not have management and monitoring plans; or only SIAs or EIAs have been made publicly available.<br/> <b>Insufficient:</b> None available; or only available on request; or only states that has done SEIA but no report or summary available.</p> <p><b>Scoring</b><br/> <b>N.B.</b> Companies may report practice in multiple ways but are awarded points for the highest scoring category. Additional points for external verification under FSC are not applicable for this indicator as it is not linked to percentage certified area.</p> <p> <b>[1 point] Yes:</b> Comprehensive, externally verified.<br/>  <b>[0.75 points] Partial:</b> Limited, externally verified; OR comprehensive, self-reported.<br/>  <b>[0.5 points] Partial:</b> Limited, self-reported.<br/>  <b>[0 points] No:</b> Insufficient.</p> <p><b>N.B.</b> HCS assessment reports can include SEIA summaries.</p> |

|                 | <b>Soils, fire and GHGs</b>  |   |
|--|--|---|
| ID   | Indicator  | Scoring criteria  |
| <b>85</b><br>   | Commitment to no planting on peat of any depth<br>E                          | <p><b>Disabled if only a processor/manufacturer/trader.</b></p> <p> <b>[1 point] Yes:</b> Clear commitment to no planting on peat, clearly specifying for all depths of peatland or all peatland as defined using a recognised definition (e.g. RSPO definition).<br/>  <b>[0.5 points] Partial:</b> Only certain depths or certain peatlands (e.g. forested) or commitment clearly does not cover all operations (e.g. only covers one country).<br/>  <b>[0 points] No:</b> Does not meet requirements for this indicator.<br/> <b>N.B.</b> RSPO peat definition <a href="https://rspo.org/news-and-events/announcements/rspo-organic-and-peat-soil-classification">https://rspo.org/news-and-events/announcements/rspo-organic-and-peat-soil-classification</a>.</p>            |
| <b>86</b><br> | Commitment to no planting on peat of any depth applies to all suppliers<br>E | <p><b>Disabled if no suppliers including outgrower scheme and independent suppliers.</b></p> <p> <b>[1 point] Yes:</b> Clear commitment to no planting on peat for all suppliers, clearly specifying for all depths of peatland or all peatland as defined using a recognised definition (e.g. RSPO definition).<br/>  <b>[0.5 points] Partial:</b> Only certain depths or certain peatlands (e.g. forested) or commitment only applies to some suppliers.<br/>  <b>[0 points] No:</b> Does not meet requirements for this indicator.<br/> <b>N.B.</b> RSPO peat definition <a href="https://rspo.org/news-and-events/announcements/rspo-organic-and-peat-soil-classification">https://rspo.org/news-and-events/announcements/rspo-organic-and-peat-soil-classification</a>.</p> |



## Soils, fire and GHGs

|   |  |   |
|---|--|---|
| <p><b>87</b></p> <p>Landbank or planted area on peat (ha)</p> <p>ES</p>                           |  | <p><b>Disabled if only a processor/manufacturer/trader.</b></p> <p>✔ [1 point] <b>Yes:</b> Company reports its total area or planted area that is on peatland.</p> <p>Ⓟ [0.5 points] <b>Partial:</b> Data between two and five years old; or does not cover the full scope of a company's operations; or approximate or unclear figure provided.</p> <p>✘ [0 points] <b>No:</b> No data; or data over five years old; or undated.</p> <p><b>N.B.</b> If data is over two years old but company has not planted since figure reported, points can be awarded. Figure may be contained within Life Cycle Assessment (LCA).</p>  |
| <p><b>88</b></p> <p>Implementation of commitment to no planting on peat of any depth</p> <p>E</p> |  | <p><b>Disabled if only a processor/manufacturer/trader OR if producer clearly states that it has no operations on peatland for indicator 87 ("Landbank or planted area on peat (ha)").</b></p> <p><b>Scope</b></p> <p><b>Comprehensive:</b> Landbank/area planted on peat has not increased (unless additional landbank on peat is a result of an acquisition/merger or the availability of new data). Landbank data must be reported every two years as a minimum and most recent figure must be within last two years.</p> <p><b>Limited:</b> Data between two and five years old.</p> <p><b>Insufficient:</b> No data; or data over five years old; or undated.</p> <p><b>Scoring</b></p> <p><b>N.B.</b> Companies may report practice in multiple ways but are awarded points for the highest scoring category.</p> <p>✔ [1 point] <b>Yes:</b> Comprehensive, externally verified.</p> <p>Ⓟ [0.75 points] <b>Partial:</b> Limited, externally verified; OR comprehensive, self-reported.</p> <p>Ⓟ [0.5 points] <b>Partial:</b> Limited, self-reported.</p> <p>✘ [0 points] <b>No:</b> Insufficient.</p> |
| <p><b>89</b></p> <p>Commitment to best management practices for soils and peat</p> <p>E</p>       |  | <p><b>Disabled if only a processor/manufacturer/trader.</b></p> <p>✔ [1 point] <b>Yes:</b> Commitment to best management practices (BMPs)/good agricultural practices (GAP) for soils <b>AND</b> peat (or only soils if clearly state no peat in any operations). For example, not degrading, reducing compaction, no erosion, or conserving soils. Must be a full commitment to best practice, not just a limited selection of practices (e.g. a simple statement on preventing erosion)</p> <p>Ⓟ [0.5 points] <b>Partial:</b> Only commit to BMPs for soils or peat or commit to a limited selection of practices for both soils <b>AND</b> peat, or does not cover all of the company's operations.</p> <p>✘ [0 points] <b>No:</b> No commitment or if only covers a limited selection of practices for soil OR peat.</p>  |
















## Soils, fire and GHGs

|    |  |  |
|----|--|--|
| 90 | Commitment to best management practices for soils and peat applies to all suppliers<br>E | <p><b>Disabled if no suppliers, including outgrower scheme and independent suppliers.</b></p> <p>✔ [1 point] <b>Yes:</b> Commitment to best management practices (BMPs)/good agricultural practices (GAP) for soils <b>AND</b> peat (or only soils if clearly state no peat in any operations) applies to all suppliers. For example, not degrading, reducing compaction, no erosion, or conserving soils. Must be a full commitment to best practice, not just a limited selection of practices (e.g. a simple statement on preventing erosion)</p> <p>Ⓟ [0.5 points] <b>Partial:</b> Only commit to BMPs for soils or peat or commit to a limited selection of practices for both soils <b>AND</b> peat; or commitment only applies to some suppliers.</p> <p>✘ [0 points] <b>No:</b> No commitment or if only covers a limited selection of practices for soil OR peat.</p>   |
| 91 | Evidence of best management practices for soils and peat<br>E                            | <p><b>Disabled if only a processor/manufacturer/trader.</b></p> <p><b>Scope</b></p> <p><b>Comprehensive:</b> Examples showing that implements management practices to conserve soils and peat (or only soils if clearly states no peat in any of its operations). For example: nutrient recycling; no planting on marginal or fragile soils; using terracing or ground cover to reduce erosion; managing water levels for peat; training courses/workshops on soils/peat.</p> <p><b>Limited:</b> Only shows evidence of soil management, but has landbank on peat; or only shows evidence of peat management; or data between two and five years old.</p> <p><b>Insufficient:</b> No data; or data over five years old; or undated.</p> <p><b>N.B.</b> This could include agroforestry techniques if explicitly stated that they improve soil health.</p> <p><b>Scoring</b></p> <p><b>N.B.</b> Companies may report practice in multiple ways but are awarded points for the highest scoring category.</p> <p>✔ [1 point] <b>Yes:</b> Comprehensive, externally verified.</p> <p>Ⓟ [0.75 points] <b>Partial:</b> Limited, externally verified; OR comprehensive, self-reported.</p> <p>Ⓟ [0.5 points] <b>Partial:</b> Limited, self-reported.</p> <p>✘ [0 points] <b>No:</b> Insufficient.</p> |
| 92 | Commitment to best/sustainable tapping practices<br>E                                    | <p><b>Disabled if only a processor/manufacturer/trader.</b></p> <p>✔ [1 point] <b>Yes:</b> Commitment to best tapping practices. For example, angle and length of cut is marked on trees, first tapping only occurs when trees are mature, tapping close to cambium but not injuring sensitive cells. Must be a full commitment to best practice, not just a limited selection of practices.</p> <p>Ⓟ [0.5 points] <b>Partial:</b> Only commits to a limited selection of practices.</p> <p>✘ [0 points] <b>No:</b> No commitment.</p>   |
| 93 | Commitment to best/sustainable tapping practices applies to all suppliers<br>E           | <p><b>Disabled if no suppliers, including outgrower scheme and independent suppliers.</b></p> <p>✔ [1 point] <b>Yes:</b> Commitment to best tapping practices applies to all suppliers. For example, angle and length of cut is marked on trees, first tapping only occurs when trees are mature, tapping close to cambium but not injuring sensitive cells. Must be a full commitment to best practice, not just a limited selection of practices.</p> <p>Ⓟ [0.5 points] <b>Partial:</b> Only commits to a limited selection of practices; or commitment only applies to some suppliers.</p> <p>✘ [0 points] <b>No:</b> No commitment.</p>  |







## Soils, fire and GHGs

|  |   |  |
|--|---|--|
| <p>94</p> <p></p> | <p>Evidence of best/sustainable tapping practices</p> <p>E</p>      | <p><b>Disabled if only a processor/manufacturer/trader.</b></p> <p><b>Scope</b></p> <p><b>Comprehensive:</b> Multiple examples of best tapping practice implementation. For example: giving training to employees, conducting practical research on techniques, details of where practices are implemented.</p> <p><b>Limited:</b> Only a standard operating procedure (SOP) or guideline available; or evidence is unclear; or data between two and five years old.</p> <p><b>Insufficient:</b> No data; or data over five years old; or undated.</p> <p><b>Scoring</b></p> <p><b>N.B.</b> Companies may report practice in multiple ways but are awarded points for the highest scoring category.</p> <p> <b>[1 point] Yes:</b> Comprehensive, externally verified.</p> <p> <b>[0.75 points] Partial:</b> Limited, externally verified; OR comprehensive, self-reported.</p> <p> <b>[0.5 points] Partial:</b> Limited, self-reported.</p> <p> <b>[0 points] No:</b> Insufficient.</p> <p><b>N.B.</b> Examples of tapping practices may include but are not limited to; angle and length of cut is marked on trees, first tapping only occurs when trees are mature, tapping close to cambium but not injuring sensitive cells.</p> |
| <p>95</p> <p></p> | <p>Commitment to zero burning</p> <p>E</p>                          | <p><b>Disabled if only a processor/trader/manufacturer.</b></p> <p> <b>[1 point] Yes:</b> Clear commitment to no or zero burning.</p> <p> <b>[0.5 points] Partial:</b> Commitment clearly does not cover all operations (e.g. only covers one country); or only a commitment to limit the use of fire.</p> <p> <b>[0 points] No:</b> Does not meet requirements for this indicator.</p>   |
| <p>96</p> <p></p> | <p>Commitment to zero burning applies to all suppliers</p> <p>E</p> | <p><b>Disabled if no suppliers including scheme smallholders and independent suppliers.</b></p> <p> <b>[1 point] Yes:</b> Clear commitment to no or zero burning applies to all suppliers.</p> <p> <b>[0.5 points] Partial:</b> Commitment only applies to some suppliers.</p> <p> <b>[0 points] No:</b> Does not meet requirements for this indicator.</p>  |






## Soils, fire and GHGs

|  |  |  |
|--|--|--|
| <p>97</p>     | <p>Evidence of fire monitoring and management</p> <p>E</p>                               | <p><b>Disabled if only a processor/manufacturer/trader.</b></p> <p><b>Scope</b></p> <p><b>Comprehensive:</b> Evidence of at least one fire monitoring and one fire management activity. For example: system for monitoring hotspots/fires; area monitored for hotspots/fires; how manage/deal with reported fires; measures to prevent fires (where ecologically appropriate); activities as part of Fire Free Alliance.</p> <p><b>Limited:</b> Only one type of activity mentioned; or data between two and five years old.</p> <p><b>Insufficient:</b> No evidence; or evidence only relates to company facilities (e.g. processing facilities); or data over five years old; or undated.</p> <p><b>Scoring</b></p> <p><b>N.B.</b> Companies may report practice in multiple ways but are awarded points for the highest scoring category.</p> <p>✔ [1 point] <b>Yes:</b> Comprehensive, externally verified.</p> <p>Ⓟ [0.75 points] <b>Partial:</b> Limited, externally verified; OR comprehensive, self-reported.</p> <p>Ⓟ [0.5 points] <b>Partial:</b> Limited, self-reported.</p> <p>✘ [0 points] <b>No:</b> Insufficient.</p> |
| <p>98</p>     | <p>Details/number of hotspots/fires in company estates/management units</p> <p>E</p>     | <p><b>Disabled if only a processor/manufacturer/trader</b></p> <p>✔ [1 point] <b>Yes:</b> Total number of hotspots/fires or details of all hotspots/fires over specified timeframe within company's own estates/management units.</p> <p>Ⓟ [0.5 points] <b>Partial:</b> Only reports limited information on fires/hotspots within company's own estates; or data between two and five years old.</p> <p>✘ [0 points] <b>No:</b> No data; or data over five years old; or undated.</p>  |
| <p>99</p>     | <p>Details/number of hotspots/fires in suppliers operations/jurisdictions</p> <p>E</p>   | <p><b>Disabled if no suppliers including outgrower scheme and independent suppliers.</b></p> <p>✔ [1 point] <b>Yes:</b> Total number of hotspots/fires or details on all hotspots/fires over specified timeframe within estates/management units/jurisdictions controlled by suppliers.</p> <p>Ⓟ [0.5 points] <b>Partial:</b> Only reports limited information on fires/hotspots within estates/management units controlled by suppliers; or data between two and five years old.</p> <p>✘ [0 points] <b>No:</b> No data; or data over five years old; or undated.</p> <p><b>N.B.</b> Monitoring data can be obtained from suppliers, and does not necessarily need to be conducted by the company itself.</p>   |
| <p>100</p>  | <p>Time-bound commitment to reduce greenhouse gas (GHG) emissions intensity</p> <p>E</p> | <p><b>Disabled if only a trader.</b></p> <p>✔ [1 point] <b>Yes:</b> Commitment must clearly cover all natural rubber operations (although this can be as part of an aggregate figure across other commodities). Time-bound commitment to reduce GHGs intensity by specific amount and timeframe (i.e. by X% by YYYY); or time-bound commitment already met (must have been reported within the last two years).</p> <p>Ⓟ [0.5 points] <b>Partial:</b> Commitment clearly does not cover natural rubber operations e.g. only applies to transport emissions; or has target to reduce GHGs but not time-bound; or time-bound but no target (e.g. plan to reduce GHGs by 2020 but do not say how much by); or target is not intensity-based.</p> <p>✘ [0 points] <b>No:</b> No target; or vague commitment to reduce general emissions or GHG emissions.</p>  |
















## Soils, fire and GHGs





|   |  |   |
|---|--|---|
| <p><b>101</b></p>    | <p>GHG emissions intensity<br/>E</p>                                       | <p><b>Disabled if only a trader.</b></p> <p>✔ <b>[1 point] Yes:</b> Figures must be specific to natural rubber operations. Reports GHG emission intensity figures (i.e. GHG emissions per hectare or tonne of product). Examples of intensity include: average GHG emissions for all management units by hectare (tCO<sub>2</sub>e/ha); average GHG emissions for all management units per tonne of rubber product (e.g. tCO<sub>2</sub>e/t dry rubber); or if overall emission intensity figures are reported including sequestration then emission and sequestration figures are clearly separated.</p> <p>Ⓟ <b>[0.5 points] Partial:</b> Not clear figures relate to natural rubber operations; or does not cover whole scope of natural rubber operations e.g. only report transport emissions; or emission and sequestration figures are not separated (or it is not clear whether they are separated); or reports emission figures but not as intensity; or data between two and five years old.</p> <p>✘ <b>[0 points] No:</b> No data; or data over five years old; or undated.</p>   |
| <p><b>102</b></p>    | <p>GHG emissions from land use change<br/>E</p>                            | <p><b>Disabled if only a processor/manufacturer/trader or if no new land development within the past five years.</b></p> <p>✔ <b>[1 point] Yes:</b> Figures must be specific to natural rubber operations. Reports land use change emission figures.</p> <p>Ⓟ <b>[0.5 points] Partial:</b> Not clear figures relate to natural rubber operations or whole scope of company operations; or data between two and five years old.</p> <p>✘ <b>[0 points] No:</b> No data; or data over five years old; or undated.</p>   |
| <p><b>103</b></p>    | <p>Progress towards commitment to reduce GHG emissions intensity<br/>E</p> | <p><b>Disabled if only a trader.</b></p> <p><u>Scope</u><br/><b>Comprehensive:</b> Figures must be specific to natural rubber operations. Reports a reduction in GHG intensity over time, or has already met target. Data must be reported every two years as a minimum and most recent figure must be within last two years.<br/><b>Limited:</b> Reports progress in GHG intensity but intensity not improving; or reports progress but not as intensity figures (e.g. overall emissions); or emission and sequestration figures are not separated; or figures only include natural rubber operations as part of aggregate figure; or most recent data between two and five years old.<br/><b>Insufficient:</b> No data; or data over five years old; or undated; or provides data but not reporting in intensity and not improving.</p> <p><u>Scoring</u><br/><b>N.B.</b> Companies may report progress in multiple ways but are awarded points for the highest scoring category.</p> <p>✔ <b>[1 point] Yes:</b> Comprehensive, externally verified.</p> <p>Ⓟ <b>[0.75 points] Partial:</b> Limited, externally verified; OR comprehensive, self-reported.</p> <p>Ⓟ <b>[0.5 points] Partial:</b> Limited, self-reported.</p> <p>✘ <b>[0 points] No:</b> Insufficient.</p> |
| <p><b>104</b></p>  | <p>Methodology used to calculate GHG emissions<br/>E</p>                   | <p><b>Disabled if only a trader.</b></p> <p>✔ <b>[1 point] Yes:</b> State methodology used (e.g. ISCC GHG Emissions Calculation Methodology, WRI/WBCSD GHG Protocol).</p> <p>✘ <b>[0 points] No:</b> Does not meet requirements for this indicator.</p>   |





## Water, chemical and pest management

| ID   | Indicator   | Scoring criteria   |
|--|---|--|
| 105<br> | Time-bound commitment to improve water use intensity<br>E | <p><b>Disabled if only a trader.</b></p> <p> <b>[1 point] Yes:</b> Commitment must clearly cover all natural rubber operations (although this can be as part of an aggregate figure across other commodities). Time-bound commitment to improve water use intensity (i.e. water use per tonne of product); or already met target (must have been reported within the last two years).</p> <p> <b>[0.5 points] Partial:</b> Commitment only refers to a limited sub-set of company operations (i.e. some processing facilities); or commitment in place but not time-bound; or does not refer to water use intensity.</p> <p> <b>[0 points] No:</b> No commitment; or only general commitment to improve water use.</p>  |
| 106<br> | Water use intensity<br>E                                  | <p><b>Disabled if only a trader.</b></p> <p> <b>[1 point] Yes:</b> Reports water use intensity figures.</p> <p> <b>[0.5 points] Partial:</b> Not clear figures relate to natural rubber operations; or does not cover whole scope of natural rubber operations (e.g. only report for one country of operation); or reports water use figures but not as intensity; or data between two and five years old.</p> <p> <b>[0 points] No:</b> No data; data over five years old; or undated.</p>   |
| 107<br> | Progress towards commitment on water use intensity<br>E   | <p><b>Disabled if only a trader.</b></p> <p><b>Scope</b></p> <p><b>Comprehensive:</b> Figures must be specific to natural rubber operations. Reports a reduction in water use intensity (i.e. water use per tonne of product) over time; or has already met target. Data must be reported every two years as a minimum and most recent figure must be within last two years.</p> <p><b>Limited:</b> Reports figures on water use intensity over time but intensity not improving; or reports progress but not as intensity figures; or figures only include natural rubber operations as part of aggregate figure; or most recent data between two and five years old.</p> <p><b>Insufficient:</b> Reports some water use figures, but not as intensity figures and water use not improving; or data not reported; or most recent data over five years old; or undated.</p> <p><b>Scoring</b></p> <p><b>N.B.</b> Companies may report progress in multiple ways but are awarded points for the highest scoring category.</p> <p> <b>[1 point] Yes:</b> Comprehensive, externally verified.</p> <p> <b>[0.75 points] Partial:</b> Limited, externally verified; OR comprehensive, self-reported.</p> <p> <b>[0.5 points] Partial:</b> Limited, self-reported.</p> <p> <b>[0 points] No:</b> Insufficient.</p> |

|                  | <b>Water, chemical and pest management</b>                       |   |
|---|--|---|
| <b>108</b><br>   | Time-bound commitment to improve water quality (BOD or COD)<br>E | <p><b>Disabled if the company is only a producer or trader.</b></p> <p>✔ <b>[1 point] Yes:</b> Time-bound commitment to improve BOD and/or COD; or commitment to be within legal limits; or is already within legal limits (must have been reported within the last two years)</p> <p>Ⓟ <b>[0.5 points] Partial:</b> Commitment only refers to a limited sub-set of company operations (i.e. some processing facilities); or commitment to improve water quality, but this is not time-bound; or target met over two years ago.</p> <p>✘ <b>[0 points] No:</b> No commitment; or general commitment to water quality not referring to BOD or COD (record details of any other commitments in notes field).</p>  |
| <b>109</b><br>   | Progress towards commitment on water quality (BOD or COD)<br>E   | <p><b>Disabled if the company is only a producer or trader.</b></p> <p><b>Scope</b></p> <p><b>Comprehensive:</b> Figures must be specific to natural rubber operations. Reports an improvement in BOD and/or COD over time: or reports that BOD and/or COD are within specified legal limits. Data must be reported every two years as a minimum and most recent figure must be within last two years.</p> <p><b>Limited:</b> Reports progress on water quality, but not improving/progressing towards targets; or figures only include natural rubber operations as part of aggregate figure; or data between two and five years old.</p> <p><b>Insufficient:</b> No data; or data over five years old; or undated; or reports figures but not clear if improving water quality; or only states within legal limits but does not specify what those limits are.</p> <p><b>Scoring</b></p> <p><b>N.B.</b> Companies may report progress in multiple ways but are awarded points for the highest scoring category.</p> <p>✔ <b>[1 point] Yes:</b> Comprehensive, externally verified.</p> <p>Ⓟ <b>[0.75 points] Partial:</b> Limited, externally verified; OR comprehensive, self-reported.</p> <p>Ⓟ <b>[0.5 points] Partial:</b> Limited, self-reported.</p> <p>✘ <b>[0 points] No:</b> Insufficient.</p> |
| <b>110</b><br> | Treatment of effluents from processing facilities<br>E           | <p><b>Disabled if company has no natural rubber processing facilities.</b></p> <p><b>Scope</b></p> <p><b>Comprehensive:</b> Treats effluents from natural rubber processing facilities (i.e. does not just discharge into waterways without treatment in ponds or similar).</p> <p><b>Limited.</b> Mentions wastewater treatment, but does not explicitly mention in relation to natural rubber processing.</p> <p><b>Insufficient:</b> No evidence of wastewater treatment.</p> <p><b>Scoring</b></p> <p><b>N.B.</b> Companies may report practice in multiple ways but are awarded points for the highest scoring category.</p> <p>✔ <b>[1 point] Yes:</b> Comprehensive, externally verified.</p> <p>Ⓟ <b>[0.75 points] Partial:</b> Limited, externally verified; OR comprehensive, self-reported.</p> <p>Ⓟ <b>[0.5 points] Partial:</b> Limited, self-reported.</p> <p>✘ <b>[0 points] No:</b> Insufficient.</p>   |



## Water, chemical and pest management

|                |   |   |
|----------------|---|---|
| <b>111</b><br> | Treatment of effluents from manufacturing facilities<br>E                           | <b>Disabled if company has no natural rubber manufacturing facilities.</b><br><b>Scope</b><br><b>Comprehensive:</b> Treats effluents from natural rubber manufacturing facilities (i.e. does not just discharge into waterways without treatment in ponds or similar).<br><b>Limited.</b> Mentions wastewater treatment, but does not explicitly mention in relation to natural rubber manufacturing.<br><b>Insufficient:</b> No evidence of wastewater treatment.<br><b>Scoring</b><br><b>N.B.</b> Companies may report practice in multiple ways but are awarded points for the highest scoring category.<br><b>[1 point] Yes:</b> Comprehensive, externally verified.<br><b>[0.75 points] Partial:</b> Limited, externally verified; OR comprehensive, self-reported.<br><b>[0.5 points] Partial:</b> Limited, self-reported.<br><b>[0 points] No:</b> Insufficient. |
| <b>112</b><br> | Commitment to protect natural waterways through buffer zones<br>E                   | <b>Disabled if only a processor/manufacturer/trader.</b><br><b>[1 point] Yes:</b> Commitment to have buffer or riparian zones to protect natural waterways.<br><b>[0.5 points] Partial:</b> Commitment to buffer or riparian zones or protection of natural waterways clearly does not cover all operations.<br><b>[0 points] No:</b> Does not meet requirements for this indicator.  |
| <b>113</b><br> | Implementation of commitment to protect natural waterways through buffer zones<br>E | <b>Disabled if only a processor/manufacturer/trader.</b><br><b>Scope</b><br><b>Comprehensive:</b> Company provides evidence that buffer or riparian zones are in place (e.g. maps, SOPs).<br><b>Limited:</b> Limited evidence provided; or data between two and five years old.<br><b>Insufficient:</b> No evidence; or data over five years old; or undated<br><b>Scoring</b><br><b>N.B.</b> Companies may report practice in multiple ways but are awarded points for the highest scoring category.<br><b>[1 point] Yes:</b> Comprehensive, externally verified.<br><b>[0.75 points] Partial:</b> Limited, externally verified; OR comprehensive, self-reported.<br><b>[0.5 points] Partial:</b> Limited, self-reported.<br><b>[0 points] No:</b> Insufficient.   |














## Water, chemical and pest management


|                           |  |  |
|---------------------------|--|--|
| <p><b>114</b></p> <p></p> | <p>Reducing odours from natural rubber processing or manufacturing facilities</p> <p>E</p>   | <p><b>Disabled if company has no natural rubber processing or manufacturing facilities.</b></p> <p><b>Scope</b></p> <p><b>Comprehensive:</b> Treats gas emissions of natural rubber processing and/or manufacturing facilities to reduce negative effects of odour. If owns both, information must be reported for both.</p> <p><b>Limited:</b> Mentions treatment of gas emissions, but does not mention odour or natural rubber processing explicitly; or if owns both processing and manufacturing facilities only reports information for one.</p> <p><b>Insufficient:</b> No evidence of odour reduction activities.</p> <p><b>Scoring</b></p> <p><b>N.B.</b> Companies may report practice in multiple ways but are awarded points for the highest scoring category.</p> <p> <b>[1 point] Yes:</b> Comprehensive, externally verified.</p> <p> <b>[0.75 points] Partial:</b> Limited, externally verified; OR comprehensive, self-reported.</p> <p> <b>[0.5 points] Partial:</b> Limited, self-reported.</p> <p> <b>[0 points] No:</b> Insufficient.</p> |
| <p><b>115</b></p> <p></p> | <p>Commitment to minimise the use of chemicals, including pesticides and chemical fertilisers</p> <p>E</p>                           | <p><b>Disabled if only a processor/manufacturer/trader.</b></p> <p> <b>[1 point] Yes:</b> Commitment to minimise, reduce or limit use of chemicals/toxins, mentioning both (chemical) fertilisers and pesticides.</p> <p> <b>[0.5 points] Partial:</b> Only generally mentions reducing chemical use, or commitment only covers pesticides or fertilisers (if both used); or commitment clearly does not cover all operations (e.g. only covers one country).</p> <p> <b>[0 points] No:</b> Does not meet requirements for this indicator.</p>   |
| <p><b>116</b></p> <p></p> | <p>Commitment to minimise the use of chemicals, including pesticides and chemical fertilisers, applies to all suppliers</p> <p>E</p> | <p><b>Disabled if no suppliers including outgrower scheme and independent suppliers.</b></p> <p> <b>[1 point] Yes:</b> Commitment to minimise, reduce or limit use of chemicals/toxins, mentioning both (chemical) fertilisers and pesticides applies to all suppliers.</p> <p> <b>[0.5 points] Partial:</b> Only generally mentions reducing chemical use, or commitment only covers pesticides or fertilisers (if both used); or commitment only applies to some suppliers.</p> <p> <b>[0 points] No:</b> Does not meet requirements for this indicator.</p>   |
| <p><b>117</b></p> <p></p> | <p>Commitment to no use of paraquat</p> <p>E</p>   | <p><b>Disabled if only a processor/manufacturer/trader.</b></p> <p> <b>[1 point] Yes:</b> Commitment to not use paraquat or only use in emergency/exceptional circumstances.</p> <p> <b>[0.5 points] Partial:</b> Time-bound plan for phasing out; or does not cover all operations.</p> <p> <b>[0 points] No:</b> Only general statement that will phase-out that is not time-bound</p>   |
| <p><b>118</b></p> <p></p> | <p>Commitment to no use of paraquat applies to all suppliers</p> <p>E</p>  | <p><b>Disabled if no suppliers including outgrower scheme and independent suppliers.</b></p> <p> <b>[1 point] Yes:</b> Commitment to not use paraquat or only use in emergency/exceptional circumstances applies to all suppliers.</p> <p> <b>[0.5 points] Partial:</b> Time-bound plan for phasing out; or commitment only applies to some suppliers.</p> <p> <b>[0 points] No:</b> Only general statement that will phase-out that is not time-bound.</p>  |





















## Water, chemical and pest management

|                |  |  |
|----------------|--|--|
| <b>119</b><br> | Commitment to no use of World Health Organisation (WHO) Class 1A and 1B pesticides<br>E  | <b>Disabled if only a processor/manufacturer/trader.</b><br>✔ [1 point] <b>Yes:</b> Commitment to not use WHO Class 1A and 1B pesticides or only use in emergency/exceptional circumstances.<br>Ⓟ [0.5 points] <b>Partial:</b> Time-bound plan for phasing out; or does not cover all operations<br>✘ [0 points] <b>No:</b> Only general statement that will phase-out that is not time-bound.   |
| <b>120</b><br> | Commitment to no use of World Health Organisation (WHO) Class 1A and 1B pesticides applies to all suppliers<br>E               | <b>Disabled if no suppliers including outgrower scheme and independent suppliers.</b><br>✔ [1 point] <b>Yes:</b> Commitment to not use WHO Class 1A and 1B pesticides or only use in emergency/exceptional circumstances applies to all suppliers.<br>Ⓟ [0.5 points] <b>Partial:</b> Time-bound plan for phasing out; or commitment only applies to some suppliers.<br>✘ [0 points] <b>No:</b> Only general statement that will phase-out that is not time-bound.  |
| <b>121</b><br> | Commitment to no use of chemicals listed under the Stockholm Convention and Rotterdam Convention<br>E                          | ✔ [1 point] <b>Yes:</b> Commitment to not use Stockholm and Rotterdam Convention chemicals or only use in emergency/exceptional circumstances<br>Ⓟ [0.5 points] <b>Partial:</b> Time-bound plan for phasing out, or only refers to one of the conventions; or does not cover all operations.<br>✘ [0 points] <b>No:</b> Only general statement that will phase-out that is not time-bound.   |
| <b>122</b><br> | Commitment to no use of chemicals listed under the Stockholm Convention and Rotterdam Convention applies to all suppliers<br>E | <b>Disabled if no suppliers including outgrower scheme and independent suppliers.</b><br>✔ [1 point] <b>Yes:</b> Commitment to not use Stockholm and Rotterdam Convention chemicals or only use in emergency/exceptional circumstances applies to all suppliers.<br>Ⓟ [0.5 points] <b>Partial:</b> Time-bound plan for phasing out; or commitment only applies to some suppliers.<br>✘ [0 points] <b>No:</b> Only general statement that will phase-out that is not time-bound.  |
| <b>123</b><br> | Chemical usage per ha or list of chemicals used<br>E   | <b>Disabled if only a processor/manufacturer/trader.</b><br>✔ [1 point] <b>Yes:</b> Chemical usage figures per ha (e.g. fertiliser use or toxicity level); or list of chemicals used across all natural rubber operations. Should cover pesticides and chemical fertilisers.<br>Ⓟ [0.5 points] <b>Partial:</b> Chemical usage figures only for some parts of company's operations; or unclear what figures relate to; or figures not reported for both pesticides and chemical fertilisers; or figures between two and five years old.<br>✘ [0 points] <b>No:</b> No data; data over five years old; or undated. |

|  <b>Water, chemical and pest management</b> |  |  |
|--|--|--|
| <b>124</b><br>                              | Implementation of commitment to reduce chemical usage<br>E | <p><b>Disabled if only a processor/manufacturer/trader.</b></p> <p><b>Scope</b></p> <p><b>Comprehensive:</b> Reports reduction figures (percentage or volume) in use of pesticides or fertilisers.</p> <p><b>Limited:</b> States that there has been a reduction but no figures reported; or data between two and five years old.</p> <p><b>Insufficient:</b> No data; data over five years old; or undated.</p> <p><b>Scoring</b></p> <p><b>N.B.</b> Companies may report practice in multiple ways but are awarded points for the highest scoring category.</p> <p> <b>[1 point] Yes:</b> Comprehensive, externally verified.</p> <p> <b>[0.75 points] Partial:</b> Limited, externally verified; OR comprehensive, self-reported.</p> <p> <b>[0.5 points] Partial:</b> Limited, self-reported.</p> <p> <b>[0 points] No:</b> Insufficient.</p>  |
| <b>125</b><br>                              | Integrated Pest Management (IPM) approach<br>E             | <p><b>Disabled if only a processor/manufacturer/trader.</b></p> <p><b>Scope</b></p> <p><b>Comprehensive:</b> Clearly has an integrated pest management (IPM) approach. e.g. statement that uses IPM and provides evidence that using natural pest control; or cover crops to suppress pests; or figures showing reduction in chemical pesticide use, etc.</p> <p><b>Limited:</b> Mentions IPM, but unclear if implementing this; or just states that implements IPM; or only describes what IPM is; or data between two and five years old.</p> <p><b>Insufficient:</b> No evidence of implementation of IPM approach; or data over five years old; or undated.</p> <p><b>Scoring</b></p> <p><b>N.B.</b> Companies may report practice in multiple ways but are awarded points for the highest scoring category.</p> <p> <b>[1 point] Yes:</b> Comprehensive, externally verified.</p> <p> <b>[0.75 points] Partial:</b> Limited, externally verified; OR comprehensive, self-reported.</p> <p> <b>[0.5 points] Partial:</b> Limited, self-reported.</p> <p> <b>[0 points] No:</b> Insufficient.</p> |

|  <b>Community, land and labour rights</b> |           |                  |
|--|-----------|------------------|
| ID   | Indicator | Scoring criteria |
|  |           |                  |

|                  | <b>Community, land and labour rights</b>                                       |  |
|---|--|--|
| <b>126</b><br>   | Commitment to human rights<br>S  | <p>  <b>[1 point] Yes:</b> Commits to the Universal Declaration of Human Rights or UN Guiding Principles on Business and Human rights (also known as the UN Ruggie Principles or Ruggie Framework of "Protect, Respect and Remedy") or commits to human rights principles as part of being UN Global Compact member.         </p> <p>  <b>[0.5 points] Partial:</b> Commits to respect human rights, but does not reference the UN Declaration of Human Rights or equivalent; or company only commits to human rights in relation to its employees; or commitment only covers some of the company's operations.         </p> <p>  <b>[0 points] No:</b> Only mentions human rights, but no clear commitment.         </p> <p> <b>N.B.</b> If reference found to another international declaration on human rights: to be reviewed on a case by case basis.         </p>   |
| <b>127</b><br>   | Commitment to human rights applies to all sourcing excluding smallholders<br>S | <p> <b>Disabled if no suppliers.</b> </p> <p>  <b>[1 point] Yes:</b> Commitment to the Universal Declaration of Human Rights or UN Guiding Principles on Business and Human rights (also known as the UN Ruggie Principles or Ruggie Framework of "Protect, Respect and Remedy") applies to all suppliers.         </p> <p>  <b>[0.5 points] Partial:</b> Commits to respect human rights, but does not reference the Universal Declaration of Human Rights or equivalent; commitment only applies to some suppliers.         </p> <p>  <b>[0 points] No:</b> Does not meet requirements for this indicator.         </p>   |
| <b>128</b><br>   | Progress on human rights commitment<br>S                                       | <p> <b>Scope</b> </p> <p> <b>Comprehensive:</b> The company provides evidence of actions taken to implement its human rights policies, e.g. giving training to employees on its human rights policies; setting up dedicated teams or committees responsible for implementation; putting processes in place to identify and mitigate negative impacts on human rights.         </p> <p> <b>Limited:</b> Limited details given; or data between two and five years old.         </p> <p> <b>Insufficient:</b> No data; or data over five years old; or undated.         </p> <p> <b>Scoring</b> </p> <p> <b>N.B.</b> Companies may report progress in multiple ways but are awarded points for the highest scoring category.         </p> <p>  <b>[1 point] Yes:</b> Comprehensive, externally verified.         </p> <p>  <b>[0.75 points] Partial:</b> Limited, externally verified; OR comprehensive, self-reported.         </p> <p>  <b>[0.5 points] Partial:</b> Limited, self-reported.         </p> <p>  <b>[0 points] No:</b> Insufficient.         </p> |
| <b>129</b><br> | Commitment to respect Indigenous and local communities' rights<br>S            | <p> <b>Disabled if only a trader.</b> </p> <p>  <b>[1 point] Yes:</b> Commits to the UN Declaration on the Rights of Indigenous Peoples or to the ILO Indigenous and Tribal Peoples Convention (no. 169).         </p> <p>  <b>[0.5 points] Partial:</b> Commits to local communities and/or indigenous rights, but does not reference the UN Declaration/ILO Convention; or only mentions local communities and Indigenous rights in relation to land tenure or FPIC.         </p> <p>  <b>[0 points] No:</b> Does not meet requirements for this indicator.         </p>  |
















## Community, land and labour rights

|     |  |   |
|-----|--|---|
| 130 | Commitment to indigenous and local communities' rights applies to all suppliers<br>S | <p><b>Disabled if no suppliers including outgrower scheme and independent suppliers.</b></p> <p>✔ [1 point] <b>Yes:</b> Commits to the UN Declaration on the Rights of Indigenous Peoples or to the ILO Indigenous and Tribal Peoples Convention (no. 169) applies to all suppliers.</p> <p>Ⓜ [0.5 points] <b>Partial:</b> Commits to local communities and/or indigenous rights, but does not reference the UN Declaration/ILO Convention; or only mentions local communities and Indigenous rights in relation to land tenure or FPIC; or commitment only applies to some suppliers.</p> <p>✘ [0 points] <b>No:</b> Does not meet requirements for this indicator.</p>  |
| 131 | Commitment to respect legal and customary land tenure rights<br>S                    | <p><b>Disabled if only a trader.</b></p> <p>✔ [1 point] <b>Yes:</b> Commitment/respect for legal and customary (or traditional) land tenure (or property) rights; or for ownership and access/use land rights; or commits to FAO Voluntary Guidelines on the Responsible Governance of Tenure of Land, Fisheries and Forests in the Context of National Food Security.</p> <p>Ⓜ [0.5 points] <b>Partial:</b> Only commits to customary/traditional/use land rights; or only legal land rights; or only mentions in relation to FPIC.</p> <p>✘ [0 points] <b>No:</b> Only mentions legal land ownership.</p> <p><b>N.B.</b> Commitment to legal and customary rights may not be in the same place.</p>   |
| 132 | Commitment to legal and customary land rights applies to all suppliers<br>S          | <p><b>Disabled if no suppliers including outgrower scheme and independent suppliers.</b></p> <p>✔ [1 point] <b>Yes:</b> Commitment/respect for legal and customary (or traditional) land tenure (or property) rights applies to all suppliers; or commits to FAO Voluntary Guidelines on the Responsible Governance of Tenure of Land, Fisheries and Forests in the Context of National Food Security for all suppliers.</p> <p>Ⓜ [0.5 points] <b>Partial:</b> Only commits to customary/traditional/use land rights; or only legal land rights; or only mentions in relation to FPIC; or commitment only applies to some suppliers.</p> <p>✘ [0 points] <b>No:</b> Only mentions legal land ownership.</p> <p><b>N.B.</b> Commitment to legal and customary rights may not be in the same place.</p> |
| 133 | Commitment to free, prior and informed consent (FPIC)<br>S                           | <p><b>Disabled if only a trader.</b></p> <p>✔ [1 point] <b>Yes:</b> Commitment that FPIC is respected across all operations or similar.</p> <p>Ⓜ [0.5 points] <b>Partial:</b> Commitment clearly does not cover all operations (e.g. only covers one country); or unclear commitment.</p> <p>✘ [0 points] <b>No:</b> Does not meet requirements for this indicator.</p>   |
| 134 | Commitment to free, prior and informed consent (FPIC) applies to all sourcing<br>S   | <p><b>Disabled if has no suppliers.</b></p> <p>✔ [1 point] <b>Yes:</b> Commitment that FPIC is respected across all operations applies to all suppliers.</p> <p>Ⓜ [0.5 points] <b>Partial:</b> Unclear commitment; or commitment only applies to some suppliers.</p> <p>✘ [0 points] <b>No:</b> Does not meet requirements for this indicator.</p>  |













## Community, land and labour rights

|   |   |  |
|---|---|--|
| <b>135</b><br> | Details on free, prior and informed consent (FPIC) process available<br>S | <b>Disabled if only a trader.</b><br> <b>[1 point] Yes:</b> Flowchart, details of steps taken or description of methodology detailing how FPIC principle is operationalised; or commits to follow process by external initiative (if process of the initiative is publicly available, e.g. UN REDD).<br> <b>[0.5 points] Partial:</b> Process available but limited detail; or only a case study of how FPIC implemented.<br> <b>[0 points] No:</b> Does not meet requirements for this indicator.<br><b>N.B.</b> May be outlined in SEIA. HCS assessment reports include FPIC, HCV and SEIA summaries. External sources for SEIA/HCS/HCV reports can be considered.  |
| <b>136</b><br> | Examples of local stakeholder engagement to prevent conflicts<br>S        | <b>Disabled if only a trader.</b><br><b>Scope</b><br><b>Comprehensive:</b> Multiple examples/evidence of local stakeholder engagement activities beyond FPIC (e.g. permanent staff with responsibility, drop in days).<br><b>Limited:</b> Only mentions one example of local stakeholder engagement activities; or data between two and five years old.<br><b>Insufficient:</b> No examples/evidence provided; or data over five years old; or undated.<br><b>Scoring</b><br><b>N.B.</b> Companies may report progress in multiple ways but are awarded points for the highest scoring category.<br> <b>[1 point] Yes:</b> Comprehensive, externally verified.<br> <b>[0.75 points] Partial:</b> Limited, externally verified; OR comprehensive, self-reported.<br> <b>[0.5 points] Partial:</b> Limited, self-reported.<br> <b>[0 points] No:</b> Insufficient. |
| <b>137</b><br> | Details of process for addressing land conflicts available<br>S           | <b>Disabled if only a trader.</b><br> <b>[1 point] Yes:</b> Reports the process for addressing land conflicts, such as land conflict resolution process, or similar.<br> <b>[0.5 points] Partial:</b> Reports that has land conflict process, but very limited detail; or that has conflict process, but unclear if covers land conflicts.<br> <b>[0 points] No:</b> Does not meet requirements for this indicator.   |



## Community, land and labour rights

|   |   |  |
|---|---|--|
| <p><b>138</b></p>    | <p>Supports the inclusion of women across natural rubber operations, including addressing barriers faced</p> <p>S</p> | <p><b>Disabled if only a processor/manufacturer/trader.</b></p> <p><b>Scope</b></p> <p><b>Comprehensive:</b> Evidence is provided of the company's steps to support the inclusion of women across natural rubber operations, including addressing barriers faced; for example: access and control over forest resources, land, technology, financial resources, training, and information.</p> <p><b>Limited:</b> Limited details provided.</p> <p><b>Insufficient:</b> Does not meet requirements for this indicator.</p> <p><b>Scoring</b></p> <p><b>N.B.</b> Companies may report practice in multiple ways but are awarded points for the highest scoring category.</p> <p>✓ <b>[1 point] Yes:</b> Comprehensive, externally verified.</p> <p>Ⓟ <b>[0.75 points] Partial:</b> Limited, externally verified; OR comprehensive, self-reported.</p> <p>Ⓟ <b>[0.5 points] Partial:</b> Limited, self-reported.</p> <p>✗ <b>[0 points] No:</b> Insufficient.</p>  |
| <p><b>139</b></p>    | <p>Commitment to mitigate impacts on food security</p> <p>S</p>   | <p><b>Disabled if only a processor/manufacturer/trader.</b></p> <p>✓ <b>[1 point] Yes:</b> Commitment to ensure food security for local communities through assisting with culturally relevant and appropriate crop diversity and/or security of food prices.</p> <p>Ⓟ <b>[0.5 points] Partial:</b> Only mentions food security or access to food, but not clearly in relation to local communities; or not clearly in relation to natural rubber operations.</p> <p>✗ <b>[0 points] No:</b> Does not meet requirements for this indicator.</p> <p><b>N.B.</b> Food security can be defined as physical and economic access to sufficient, safe and nutritious food to meet dietary needs. Examples include: supporting communities with crop diversification and food production initiatives such as agroforestry systems and intercropping; increasing market access to village communities; training/education on sustainable agricultural practices; provision of equipment.</p>   |
| <p><b>140</b></p>  | <p>Progress on commitment to mitigate impacts on food security</p> <p>S</p>   | <p><b>Disabled if only a processor/manufacturer/trader.</b></p> <p><b>Scope</b></p> <p><b>Comprehensive:</b> Reports multiple examples of culturally relevant and appropriate activities conducted to mitigate impacts on food security for local communities. Examples include: assistance to crop diversity, security of food prices, agricultural training.</p> <p><b>Limited:</b> Only mentions food security activities generally but does not provide specific examples, or only provides one example; or reported activities between two and five years old.</p> <p><b>Insufficient:</b> No examples/evidence provided; or activities over five years old; or undated.</p> <p><b>Scoring</b></p> <p><b>N.B.</b> Companies may report progress in multiple ways but are awarded points for the highest scoring category.</p> <p>✓ <b>[1 point] Yes:</b> Comprehensive, externally verified.</p> <p>Ⓟ <b>[0.75 points] Partial:</b> Limited, externally verified; OR comprehensive, self-reported.</p> <p>Ⓟ <b>[0.5 points] Partial:</b> Limited, self-reported.</p> <p>✗ <b>[0 points] No:</b> Insufficient.</p> |

|                  | <b>Community, land and labour rights</b>   |   |
|---|--|---|
| <b>141</b><br>   | Commitment to provide essential community services and facilities<br>S             | <p><b>Disabled if only a processor/manufacturer/trader.</b></p> <p>✓ <b>[1 point] Yes:</b> Commitment to provide essential community services and facilities.</p> <p>Ⓟ <b>[0.5 points] Partial:</b> Unclear commitment; or commitment clearly does not cover all of the company's operations (e.g. only covers one country).</p> <p>✗ <b>[0 points] No:</b> Commitment clearly only covers company's own workers.</p>   |
| <b>142</b><br>   | Progress on commitment to provide essential community services and facilities<br>S | <p><b>Disabled if only a processor/manufacturer/trader.</b></p> <p><b>Scope</b></p> <p><b>Comprehensive:</b> Reports multiple examples of facilities and/or services that have been provided to communities. Examples include: schools built and/or maintained; medical centres built and/or maintained; access to vaccines and medication; access to clean, drinkable water; access to electricity; housing provided and/or maintained; other buildings provided, as agreed with the local communities.</p> <p><b>Limited:</b> Only mentions providing facilities and/or services generally but does not provide specific examples; or only provides one example, or reported activities between two and five years old.</p> <p><b>Insufficient:</b> No data; or activities over five years old; or undated</p> <p><b>Scoring</b></p> <p><b>N.B.</b> Companies may report progress in multiple ways but are awarded points for the highest scoring category.</p> <p>✓ <b>[1 point] Yes:</b> Comprehensive, externally verified.</p> <p>Ⓟ <b>[0.75 points] Partial:</b> Limited, externally verified; OR comprehensive, self-reported.</p> <p>Ⓟ <b>[0.5 points] Partial:</b> Limited, self-reported.</p> <p>✗ <b>[0 points] No:</b> Insufficient.</p> |
| <b>143</b><br>   | Commitment to provide business/work opportunities for local communities<br>S       | <p><b>Disabled if only a trader</b></p> <p>✓ <b>[1 point] Yes:</b> Commitment to provide business/work opportunities for local communities (e.g. outgrower schemes, working on plantations or in processing facilities, tapping).</p> <p>Ⓟ <b>[0.5 points] Partial:</b> Unclear commitment or commitment clearly does not cover all of the company's operations (e.g. only covers one country).</p> <p>✗ <b>[0 points] No:</b> Does not meet requirements for this indicator.</p>   |
| <b>144</b><br> | Commitment to Fundamental ILO Conventions or Free and Fair Labour Principles<br>S  | <p>✓ <b>[1 point] Yes:</b> Commits to all Fundamental ILO Conventions either by stating commits to all Fundamental or Core ILO Conventions; referring to ILO number; or referring to the same language as the title (i.e. states "freedom of association"); or states it commits to the ILO's Declaration on Fundamental Principles and Rights at Work; or commits to Free and Fair Labour Principles.</p> <p>Ⓟ <b>[0.5 points] Partial:</b> Refers to four or more ILO Conventions; or unclear if applies to all types of employees (e.g. temporary employees).</p> <p>✗ <b>[0 points] No:</b> Refers to fewer than four ILO conventions.</p> <p><b>N.B.</b> Eight Fundamental ILO Conventions: Freedom of Association (No. 87); Right to Organise and Collective Bargaining (No. 98); No Forced Labour (No. 29 &amp; No. 105); Minimum Age (No. 138); Worst Forms of Child Labour (No. 182); Equal Remuneration (No. 100); No Discrimination (No. 111).</p>   |




















## Community, land and labour rights















|   |  |  |
|---|--|--|
| <b>145</b><br>   | Commitment to Fundamental ILO Conventions or Free and Fair Labour Principles applies to all suppliers<br>S     | <b>Disabled if no suppliers including outgrower scheme and independent suppliers.</b><br> <b>[1 point] Yes:</b> Commitment to all Fundamental ILO Conventions applies to all suppliers, either by stating commits to all Fundamental or Core ILO Conventions; referring to ILO number; or referring to the same language as the title (i.e. states "freedom of association"); or states it commits to the ILO's Declaration on Fundamental Principles and Rights at Work; or commits to Free and Fair Labour Principles.<br> <b>[0.5 points] Partial:</b> Refers to four or more ILO Conventions; or commitment only applies to some suppliers.<br> <b>[0 points] No:</b> Refers to fewer than four ILO conventions.<br><b>N.B.</b> Eight Fundamental ILO Conventions: Freedom of Association (No. 87); Right to Organise and Collective Bargaining (No. 98); No Forced Labour (No. 29 & No. 105); Minimum Age (No. 138); Worst Forms of Child Labour (No. 182); Equal Remuneration (No. 100); No Discrimination (No. 111). |
| <b>146</b><br>   | Progress on commitment to respect all workers' rights<br>S   | <b>Scope</b><br><b>Comprehensive:</b> The company provides evidence of actions taken to implement its workers' rights policies, e.g. giving training to employees on workers' rights; setting up dedicated teams or committees responsible for implementation; putting processes in place to identify and mitigate negative impacts on workers' rights.<br><b>Limited:</b> Limited details given; or data between two and five years old.<br><b>Insufficient:</b> No data; or data over five years old; or undated.<br><b>Scoring</b><br><b>N.B.</b> Companies may report progress in multiple ways but are awarded points for the highest scoring category.<br> <b>[1 point] Yes:</b> Comprehensive, externally verified.<br> <b>[0.75 points] Partial:</b> Limited, externally verified; OR comprehensive, self-reported.<br> <b>[0.5 points] Partial:</b> Limited, self-reported.<br> <b>[0 points] No:</b> Insufficient.               |
| <b>147</b><br>  | Commitment to eliminate gender-related discrimination with regards to employment and occupation<br>S           |  <b>[1 point] Yes:</b> Commitment to prevent employment and/or occupation-related discrimination based on gender.<br> <b>[0.5 points] Partial:</b> Commitment clearly does not cover all employees or operations (e.g. only covers one country).<br> <b>[0 points] No:</b> Does not meet requirements for this indicator.  |
| <b>148</b><br> | Commitment to eliminate gender related discrimination with regards to employment applies to all suppliers<br>S | <b>Disabled if no suppliers including outgrower scheme and independent suppliers.</b><br> <b>[1 point] Yes:</b> Commitment to prevent employment and/or occupation-related discrimination based on gender applies to all suppliers.<br> <b>[0.5 points] Partial:</b> Commitment clearly does not cover all employees or operations; or commitment only applies to some suppliers.<br> <b>[0 points] No:</b> Does not meet requirements for this indicator.  |




## Community, land and labour rights

|  |  |  |
|--|--|--|
| <p><b>149</b></p> <p></p>   | <p>Progress on commitment to eliminate gender related discrimination with regards to employment</p> <p>S</p> | <p><b>Scope</b></p> <p><b>Comprehensive:</b> The company provides evidence of actions taken to implement its gender policies, e.g. giving training to employees on preventing discrimination and harassment, setting up dedicated teams or committees, putting processes in place to identify and tackle discriminatory practices, having a complaints system that specifically includes gender discrimination or harassment.</p> <p><b>Limited:</b> Limited details given; or data between two and five years old.</p> <p><b>Insufficient:</b> No data; or data over five years old; or undated.</p> <p><b>Scoring</b></p> <p><b>N.B.</b> Companies may report progress in multiple ways but are awarded points for the highest scoring category.</p> <p> <b>[1 point] Yes:</b> Comprehensive, externally verified.</p> <p> <b>[0.75 points] Partial:</b> Limited, externally verified; OR comprehensive, self-reported.</p> <p> <b>[0.5 points] Partial:</b> Limited, self-reported.</p> <p> <b>[0 points] No:</b> Insufficient.</p> |
| <p><b>150</b></p> <p></p>   | <p>Percentage or number of temporary employees</p> <p>S</p>  | <p><b>Disabled if only a trader or no temporary employees.</b></p> <p> <b>[1 point] Yes:</b> Number of temporary employees/workers across all operations or for natural rubber operations, if specified. Calculate % by dividing by total number of workers if % not reported directly by company. May also be called casual, contract or seasonal employees.</p> <p> <b>[0.5 points] Partial:</b> Data between two and five years old; or does not cover whole scope of operations (i.e. only temporary employees in one country).</p> <p> <b>[0 points] No:</b> Not reported; or data over five years old; or undated.</p> <p><b>N.B.</b> International Labour Organization (ILO) definition: "Temporary employment, whereby workers are engaged only for a specific period of time, includes fixed-term, project- or task-based contracts, as well as seasonal or casual work, including day labour"</p>   |
| <p><b>151</b></p> <p></p>   | <p>Percentage or number of women employees</p> <p>S</p>  | <p> <b>[1 point] Yes:</b> Number of women employees/workers across all operations or for natural rubber operations, if specified. Calculate % by dividing by total number of workers if % not reported directly by company.</p> <p> <b>[0.5 points] Partial:</b> Data between two and five years old; or does not cover whole scope of operations (i.e. only women employees in one country).</p> <p> <b>[0 points] No:</b> No data; or data over five years old; or undated.</p>  |
| <p><b>152</b></p> <p></p> | <p>Commitment to pay a living wage</p> <p>S</p>  | <p> <b>[1 point] Yes:</b> Commitment that all workers are paid a living wage</p> <p> <b>[0.5 points] Partial:</b> Commitment clearly does not cover all workers (e.g. temporary workers paid less or only covers one country); or only commits to paying the minimum wage.</p> <p> <b>[0 points] No:</b> No commitment in place.</p> <p><b>N.B.</b> Definition and calculation of living wage by the Global Living Wage Coalition as recommended by AFI <a href="https://www.globallivingwage.org/about/what-is-a-living-wage/">https://www.globallivingwage.org/about/what-is-a-living-wage/</a></p>   |




|                  | <b>Community, land and labour rights</b>   |  |
|---|--|--|
| <b>153</b><br>   | Commitment to pay a living wage applies to all suppliers<br>S                      | <p><b>Disabled if no suppliers including outgrower scheme and independent suppliers.</b></p> <p>✔ <b>[1 point] Yes:</b> Commitment that all workers are paid a living wage applies to all suppliers.</p> <p>Ⓟ <b>[0.5 points] Partial:</b> Commitment clearly does not cover all workers (e.g. temporary workers paid less or only covers one country); or commitment only applies to some suppliers; or only commits to paying the minimum wage.</p> <p>✘ <b>[0 points] No:</b> No commitment in place.</p>   |
| <b>154</b><br>   | Progress on commitment to pay a living wage<br>S                                   | <p><b>Scope</b></p> <p><b>Comprehensive:</b> Evidence that all workers are paid a living wage, either through reporting the ratio of living wage to local minimum wage by country of operation, or if no country benchmark available then evidence of how the living wage was calculated for each country of operation.</p> <p><b>Limited:</b> Only shows evidence that some workers are paid living wage, e.g. only covers one country where the company operates; or only provides evidence that workers are paid minimum wage through reporting legal minimum wages alongside minimum wages paid by the company; or data between two and five years old.</p> <p><b>Insufficient:</b> No data; or data over five years old; or undated.</p> <p><b>Scoring</b></p> <p><b>N.B.</b> Companies may report progress in multiple ways but are awarded points for the highest scoring category.</p> <p>✔ <b>[1 point] Yes:</b> Comprehensive, externally verified.</p> <p>Ⓟ <b>[0.75 points] Partial:</b> Limited, externally verified; OR comprehensive, self-reported.</p> <p>Ⓟ <b>[0.5 points] Partial:</b> Limited, self-reported.</p> <p>✘ <b>[0 points] No:</b> Insufficient.</p> |
| <b>155</b><br>   | Reporting of salary by gender<br>S   | <p>✔ <b>[1 point] Yes:</b> The company reports salary by gender (i.e. the ratio of the basic salary and remuneration of women to men for each employee category, by significant locations of operation (in line with GRI reporting).</p> <p>Ⓟ <b>[0.5 points] Partial:</b> Unclear what the provided data relates to; or data clearly does not cover all employees or countries (e.g. only reported for operations in one country or does not include temporary employees); or is not split by all categories listed above; or data between two and five years old.</p> <p>✘ <b>[0 points] No:</b> No data; or data over five years old; or undated.</p>   |
| <b>156</b><br> | Commitment to address occupational health and safety<br>S                          | <p>✔ <b>[1 point] Yes:</b> Commitment to address health and safety at work or similar for all workers.</p> <p>Ⓟ <b>[0.5 points] Partial:</b> Commitment does not cover all employees (i.e. only refer to health and safety at processing facilities, but not on plantations).</p> <p>✘ <b>[0 points] No:</b> No commitment in place.</p>   |
| <b>157</b><br> | Commitment to address occupational health and safety applies to all suppliers<br>S | <p><b>Disabled if no suppliers including scheme smallholders and independent suppliers.</b></p> <p>✔ <b>[1 point] Yes:</b> Commitment to address health and safety at work or similar for all workers applies to all suppliers.</p> <p>Ⓟ <b>[0.5 points] Partial:</b> Commitment does not cover all employees (i.e. only refer to health and safety at processing facilities, but not on plantations); or commitment only applies to some suppliers.</p> <p>✘ <b>[0 points] No:</b> Does not meet requirements for this indicator.</p>   |

|  <b>Community, land and labour rights</b> |  |  |
|--|--|--|
| <b>158</b><br>                            | Provision of personal protective equipment and related training<br>S | <p><b>Disabled if trader does not have physical possession of traded product.</b></p> <p><b>Scope</b><br/> <b>Comprehensive:</b> Evidence that company provides personal protective equipment (PPE) and related training (e.g. pesticide or chemical training) in relation to natural rubber operations.<br/> <b>Limited:</b> Only evidence of PPE or training; or data between two and five years old.<br/> <b>Insufficient:</b> No data; or data over five years old; or undated.</p> <p><b>Scoring</b><br/> <b>N.B.</b> Companies may report practice in multiple ways but are awarded points for the highest scoring category.<br/>  <b>[1 point] Yes:</b> Comprehensive, externally verified.<br/>  <b>[0.75 points] Partial:</b> Limited, externally verified; OR comprehensive, self-reported.<br/>  <b>[0.5 points] Partial:</b> Limited, self-reported.<br/>  <b>[0 points] No:</b> Insufficient.</p> |
| <b>159</b><br>                            | Time lost due to work-based injuries<br>S                            | <p><b>Disabled if trader does not have physical possession of traded product.</b></p> <p> <b>[1 point] Yes:</b> For whole company or for natural rubber operations. Acceptable metrics include lost time accident rate, lost days rate, accident frequency rate or equivalent.<br/>  <b>[0.5 points] Partial:</b> Unclear what the provided data relates to; or data between two and five years old; or data clearly does not cover all employees (e.g. is only reported for operations in one country).<br/>  <b>[0 points] No:</b> No data; or data over five years old; or undated; or data does not cover natural rubber operations.</p>  |
| <b>160</b><br>                            | Number of fatalities as a result of work-based accidents<br>S        | <p><b>Disabled if trader does not have physical possession of traded product.</b></p> <p> <b>[1 point] Yes:</b> Reports number of fatalities for whole company or for natural rubber operations.<br/>  <b>[0.5 points] Partial:</b> Unclear what the data relates to; or data between two and five years old; or data clearly does not cover all employees (e.g. is only reported for operations in one country or does not include temporary employees).<br/>  <b>[0 points] No:</b> No data; or data over five years old; or undated; or data does not cover natural rubber operations.</p>   |

|  <b>Smallholders and suppliers</b> |           |                  |
|---|-----------|------------------|
| ID  | Indicator | Scoring criteria |













## Smallholders and suppliers

|  |  |  |
|--|--|--|
| <p><b>161</b></p> <p></p> | <p>Commitment to support smallholders</p> <p>ES</p>                  | <p><b>Disabled if does not source from smallholders.</b></p> <p>✓ [1 point] <b>Yes:</b> Commitment to support smallholders.</p> <p>Ⓟ [0.5 points] <b>Partial:</b> Unclear commitment; or commitment does not cover all operations (e.g. only applies to one country of operations); or commitment clearly does not cover all smallholders (e.g. only covers scheme or independent smallholders).</p> <p>✗ [0 points] <b>No:</b> Does not meet requirements for this indicator.</p> <p><b>N.B.</b> look for reference to improving yields and productivity, health and safety training, good agricultural practices, financial management, increasing access to inputs and markets, cooperative development, securing land tenure, certification, providing recycled material as fertiliser, etc. (list not exhaustive).</p>  |
| <p><b>162</b></p> <p></p> | <p>Percentage of supply from smallholders</p> <p>ES</p>              | <p><b>Disabled if company has no smallholder suppliers.</b></p> <p>✓ [1 point] <b>Yes:</b> Clearly states what percentage of supply is coming from smallholders.</p> <p>Ⓟ [0.5 points] <b>Partial:</b> Only provides some details on supply from smallholders; or data between two and five years old.</p> <p>✗ [0 points] <b>No:</b> No data; or data over five years; or undated.</p>  |
| <p><b>163</b></p> <p></p> | <p>Programme to support scheme smallholders/outgrowers</p> <p>ES</p> | <p><b>Disabled if no scheme smallholders/outgrowers, or only a trader.</b></p> <p><b>Scope</b></p> <p><b>Comprehensive:</b> Has programme to support scheme smallholders/outgrowers and provides details on types of support. Examples include: yields and productivity, health and safety training, good agricultural practices, financial management, increasing access to inputs and markets, cooperative development, securing land tenure, certification, providing recycled material as fertiliser, etc. (list not exhaustive).</p> <p><b>Limited:</b> Supports smallholders, but unclear what type of smallholders; or no details on support provided; or data between two and five years old.</p> <p><b>Insufficient:</b> No programme to support smallholders; or data over five years old; or undated.</p> <p><b>N.B.</b> For example: if operate in Indonesia, can be awarded for plasma programme if clearly states that provides support (i.e. operates a plasma programme providing training on good agricultural practices).</p> <p><b>Scoring</b></p> <p><b>N.B.</b> Companies may report practice in multiple ways but are awarded points for the highest scoring category.</p> <p>✓ [1 point] <b>Yes:</b> Comprehensive, externally verified.</p> <p>Ⓟ [0.75 points] <b>Partial:</b> Limited, externally verified; OR comprehensive, self-reported.</p> <p>Ⓟ [0.5 points] <b>Partial:</b> Limited, self-reported.</p> <p>✗ [0 points] <b>No:</b> Insufficient.</p> |







## Smallholders and suppliers

|   |  |   |
|---|--|---|
| <b>164</b><br> | Percentage of scheme smallholders/outgrowers involved in programme<br>ES | <p><b>Disabled if no scheme smallholders/outgrowers, or if only a trader.</b></p> <p><b>Scope</b></p> <p><b>Comprehensive:</b> Clearly states number or percentage of scheme smallholders/outgrowers supporting. Can report number as long as the total number of smallholders is also reported. For downstream actors, report the % of supply that is covered by smallholder support programmes.</p> <p><b>Limited:</b> Provides some numbers on scheme smallholders/outgrowers supported, but unclear how many supported directly; or unclear what type of smallholders figure refers to; or figure clearly does not cover all operations (e.g. only one country); or data between two and five years old.</p> <p><b>Insufficient:</b> No data; or data over five years old; or undated.</p> <p><b>Scoring</b></p> <p><b>N.B.</b> Companies may report practice in multiple ways but are awarded points for the highest scoring category.</p> <p> <b>[1 point] Yes:</b> Comprehensive, externally verified.</p> <p> <b>[0.75 points] Partial:</b> Limited, externally verified; OR comprehensive, self-reported.</p> <p> <b>[0.5 points] Partial:</b> Limited, self-reported.</p> <p> <b>[0 points] No:</b> Insufficient.</p>   |
| <b>165</b><br> | Programme to support independent smallholders<br>ES                      | <p><b>Disabled if no independent smallholder suppliers or if only a trader.</b></p> <p><b>Scope</b></p> <p><b>Comprehensive:</b> Has programme to support independent smallholders and provides details on types of support. For downstream actors, examples of support of upstream programmes is acceptable (e.g. financial). Example activities include: yields and productivity, health and safety training, good agricultural practices, financial management, increasing access to inputs and markets, cooperative development, securing land tenure, certification etc. (N.B. This list is not exhaustive).</p> <p><b>Limited:</b> Supports smallholders, but unclear what type of smallholders; or no details on support provided; or data between two and five years old.</p> <p><b>Insufficient:</b> No programme to support smallholders; or data over five years old; or undated.</p> <p><b>Scoring</b></p> <p><b>N.B.</b> Companies may report practice in multiple ways but are awarded points for the highest scoring category.</p> <p> <b>[1 point] Yes:</b> Comprehensive, externally verified.</p> <p> <b>[0.75 points] Partial:</b> Limited, externally verified; OR comprehensive, self-reported.</p> <p> <b>[0.5 points] Partial:</b> Limited, self-reported.</p> <p> <b>[0 points] No:</b> Insufficient.</p> |



## Smallholders and suppliers

|   |   |   |
|---|---|---|
| <p><b>166</b></p>  | <p>Percentage of independent smallholders involved in programme</p> <p>ES</p>   | <p><b>Disabled if no independent smallholder suppliers or if only a trader.</b></p> <p><b>Scope</b></p> <p><b>Comprehensive:</b> Clearly states number or percentage of independent smallholders supporting. For downstream actors, report the % of supply that is covered by smallholder support programmes.</p> <p><b>Limited:</b> Provides some numbers on independent smallholders supported, but unclear how many supported directly; or unclear what type of smallholders figure refers to; or figure clearly does not cover all operations (e.g. only one country); or data between two and five years old.</p> <p><b>Insufficient:</b> No data; or data over five years old; or undated.</p> <p><b>Scoring</b></p> <p><b>N.B.</b> Companies may report practice in multiple ways but are awarded points for the highest scoring category.</p> <p>✓ <b>[1 point] Yes:</b> Comprehensive, externally verified.</p> <p>Ⓟ <b>[0.75 points] Partial:</b> Limited, externally verified; OR comprehensive, self-reported.</p> <p>Ⓟ <b>[0.5 points] Partial:</b> Limited, self-reported.</p> <p>✗ <b>[0 points] No:</b> Insufficient.</p> |
| <p><b>167</b></p>  | <p>Process used to engage smallholder suppliers on compliance with company's policy and/or legal requirements</p> <p>ESG</p>          | <p><b>Disabled if no smallholder suppliers.</b></p> <p>✓ <b>[1 point] Yes:</b> Describes the tools or method that the company uses to engage smallholders on legal or policy compliance (e.g. training, awareness raising).</p> <p>Ⓟ <b>[0.5 points] Partial:</b> Only engages on some parts of legal or policy requirements (e.g. only refers to human rights); or states that it has a process but limited details given.</p> <p>✗ <b>[0 points] No:</b> Does not meet requirements for this indicator.</p>   |
| <p><b>168</b></p>  | <p>Number or percentage of smallholder suppliers engaged on compliance with company's policy and/or legal requirements</p> <p>ESG</p> | <p><b>Disabled if no smallholder suppliers.</b></p> <p><b>Scope</b></p> <p><b>Comprehensive:</b> Clearly provides number or percentage of smallholders suppliers assessed/engaged.</p> <p><b>Limited:</b> Unclear figures; or information only relates to one part of company's operations (i.e. only one country); or data between two and five years old.</p> <p><b>Insufficient:</b> No data; or data over five years old; or undated.</p> <p><b>Scoring</b></p> <p><b>N.B.</b> Companies may report practice in multiple ways but are awarded points for the highest scoring category.</p> <p>✓ <b>[1 point] Yes:</b> Comprehensive, externally verified.</p> <p>Ⓟ <b>[0.75 points] Partial:</b> Limited, externally verified; OR comprehensive, self-reported.</p> <p>Ⓟ <b>[0.5 points] Partial:</b> Limited, self-reported.</p> <p>✗ <b>[0 points] No:</b> Insufficient.</p>  |




## Smallholders and suppliers

|                            |   |   |
|----------------------------|---|---|
| <p><b>169</b></p> <p>■</p> | <p>Process used to prioritise, assess and/or engage non-smallholder suppliers on compliance with company's policy and/or legal requirements</p> <p>ESG</p>  | <p><b>Disabled if no suppliers or only sources from smallholders.</b></p> <p>✓ <b>[1 point] Yes:</b> Describes the tools or method that the company uses to prioritise, assess and/or engage non-smallholder suppliers on legal or policy compliance (e.g. risk assessments, monitoring, details of engagement process, etc.).</p> <p>Ⓜ <b>[0.5 points] Partial:</b> Only describes the process for ensuring compliance with some parts of legal or policy requirements (e.g. only refers to human rights compliance); or states that it has a process but limited details given.</p> <p>✗ <b>[0 points] No:</b> Does not meet requirements for this indicator.</p>   |
| <p><b>170</b></p> <p>■</p> | <p>Number or percentage of non-smallholder suppliers assessed and/or engaged on compliance with company's policy and/or legal requirements</p> <p>ESG</p>   | <p><b>Disabled if no suppliers or only sources from smallholders.</b></p> <p><u>Scope</u></p> <p><b>Comprehensive:</b> Clearly provides number or percentage of non-smallholder suppliers assessed/engaged.</p> <p><b>Limited:</b> Unclear figures; or information only relates to one part of company's operations (i.e. only one country); or data between two and five years old.</p> <p><b>Insufficient:</b> No data; or data over five years old; or undated.</p> <p><u>Scoring</u></p> <p><b>N.B.</b> Companies may report practice in multiple ways but are awarded points for the highest scoring category.</p> <p>✓ <b>[1 point] Yes:</b> Comprehensive, externally verified.</p> <p>Ⓜ <b>[0.75 points] Partial:</b> Limited, externally verified; OR comprehensive, self-reported.</p> <p>Ⓜ <b>[0.5 points] Partial:</b> Limited, self-reported.</p> <p>✗ <b>[0 points] No:</b> Insufficient.</p>   |
| <p><b>171</b></p> <p>■</p> | <p>Suspension or exclusion criteria for non-smallholder suppliers</p> <p>ESG</p>  | <p><b>Disabled if no suppliers or only sources from smallholders.</b></p> <p>✓ <b>[1 point] Yes:</b> Clearly states criteria by which suppliers are excluded, such as steps that will be taken and timeframes for action.</p> <p>Ⓜ <b>[0.5 points] Partial:</b> Only states criteria with no timeframes for action or steps taken given; or unclear what the criteria are.</p> <p>✗ <b>[0 points] No:</b> Does not meet requirements for this indicator.</p>  |
| <p><b>172</b></p> <p>■</p> | <p>Time-bound action plans (including Key Performance Indicators) for suppliers to be in compliance with natural rubber sourcing commitments</p> <p>ESG</p> | <p><b>Disabled if no suppliers including scheme smallholders and independent suppliers.</b></p> <p>✓ <b>[1 point] Yes:</b> Publishes time-bound action plans for all suppliers to be in compliance with sustainable natural rubber sourcing commitments including KPIs/milestones. KPIs for compliance must go beyond self-assessment by suppliers</p> <p>Ⓜ <b>[0.5 points] Partial:</b> Only publishes action plans for some of the company's suppliers; or published action plans are not time-bound; or time-bound action plan does not include KPIs/milestones, or compliance based on self-assessment by suppliers only.</p> <p>✗ <b>[0 points] No:</b> Does not meet requirements for this indicator.</p> <p><b>N.B.</b> Examples of actions and KPIs include, but are not limited to, targets around: traceability, self-assessment, desktop audits, on-site audits, workshops and training, monitoring, risk assessment, certification.</p> |

























## Smallholders and suppliers

|   |   |   |
|---|---|---|
| <p><b>173</b></p>  | <p>Proportion of direct and indirect supply that comes from natural rubber plantations which are compliant with natural rubber sourcing policies</p> <p>ESG</p> | <p><b>Disabled if no suppliers including scheme smallholders and independent suppliers.</b></p> <p><b>Scope</b></p> <p><b>Comprehensive:</b> Reports proportion of direct (volume) and indirect supply (volume or number of suppliers) that is compliant with company's sourcing policies. Note, only partial points can be awarded if compliance is based on self-assessment by suppliers only.</p> <p><b>Limited:</b> Only reports some of this information; or compliance based on self-assessment by suppliers only; or data between two and five years old.</p> <p><b>Insufficient:</b> No data; or data over five years; or undated.</p> <p><b>Scoring</b></p> <p><b>N.B.</b> Companies may report practice in multiple ways but are awarded points for the highest scoring category.</p> <p>✓ <b>[1 point] Yes:</b> Comprehensive, externally verified.</p> <p>Ⓟ <b>[0.75 points] Partial:</b> Limited, externally verified; OR comprehensive, self-reported.</p> <p>Ⓟ <b>[0.5 points] Partial:</b> Limited, self-reported.</p> <p>✗ <b>[0 points] No:</b> Insufficient.</p>   |
| <p><b>174</b></p>  | <p>Percentage of supply coming from agroforestry</p> <p>E</p>   | <p><b>Disabled if company has no suppliers.</b></p> <p><b>Scope</b></p> <p><b>Comprehensive:</b> Clearly states what percentage of supply is coming from agroforestry and/or other high biodiversity systems.</p> <p><b>Limited:</b> Provides some details on supply from agroforestry systems; or data between two and five years old.</p> <p><b>Insufficient:</b> No data; or data over five years; or undated.</p> <p><b>N.B.</b> Agroforestry is the interaction of agriculture and trees, including the agricultural use of trees. This includes trees on farms and in agricultural landscapes, farming in forests and along forest margins and tree-crop production, including cocoa, coffee, natural rubber and oil palm (World Agroforestry Centre, ICRAF). Examples can include use of intercropping, integrated animal husbandry on rubber plots, and jungle rubber.</p> <p><b>Scoring</b></p> <p><b>N.B.</b> Companies may report practice in multiple ways but are awarded points for the highest scoring category.</p> <p>✓ <b>[1 point] Yes:</b> Comprehensive, externally verified.</p> <p>Ⓟ <b>[0.75 points] Partial:</b> Limited, externally verified; OR comprehensive, self-reported.</p> <p>Ⓟ <b>[0.5 points] Partial:</b> Limited, self-reported.</p> <p>✗ <b>[0 points] No:</b> Insufficient.</p> |





## Governance and grievances

| ID | Indicator | Scoring criteria |
|----|-----------|------------------|
|----|-----------|------------------|

|                  | <b>Governance and grievances</b>  |  |
|---|---|--|
| <b>175</b><br>   | Commitment to ethical conduct and prohibition of corruption<br>G                          | <p>  <b>[1 point] Yes:</b> Commitment to both ethical/fair conduct and prohibition of corruption (or bribery/fraud).<br/>  <b>[0.5 points] Partial:</b> Only mentions one, or it is unclear if the commitment covers both ethical/fair conduct and prohibition of corruption, or commitment does not cover all operations (e.g. only refers to HQ).<br/>  <b>[0 points] No:</b> Does not meet requirements for this indicator.         </p>   |
| <b>176</b><br>   | Commitment to ethical conduct and prohibition of corruption applies to all suppliers<br>G | <p> <b>Disabled if processor/manufacturer/trader, or if no suppliers including scheme smallholders and independent suppliers.</b><br/>  <b>[1 point] Yes:</b> Commitment to both ethical/fair conduct and prohibition of corruption (or bribery/fraud) applies to all suppliers.<br/>  <b>[0.5 points] Partial:</b> Only mentions one; or it is unclear if the commitment covers both ethical/fair conduct and prohibition of corruption; or commitment only applies to some suppliers.<br/>  <b>[0 points] No:</b> Does not meet requirements for this indicator.         </p>   |
| <b>177</b><br>   | Progress on commitment to ethical conduct and prohibition of corruption<br>G              | <p> <b>Scope</b><br/> <b>Comprehensive:</b> Provides evidence of actions taken to implement company's anti-bribery and corruption policies. For example: giving training to employees; setting up dedicated teams or committees responsible for implementation; putting processes in place to identify and mitigate bribery and corruption.<br/> <b>Limited:</b> Limited details given on actions taken; or data between two and five years old.<br/> <b>Insufficient:</b> No examples/evidence provided; or data over five years old; or undated.<br/> <b>Scoring</b><br/> <b>N.B.</b> Companies may report progress in multiple ways but are awarded points for the highest scoring category.<br/>  <b>[1 point] Yes:</b> Comprehensive, externally verified.<br/>  <b>[0.75 points] Partial:</b> Limited, externally verified; OR comprehensive, self-reported.<br/>  <b>[0.5 points] Partial:</b> Limited, self-reported.<br/>  <b>[0 points] No:</b> Insufficient.         </p> |
| <b>178</b><br> | Disclosure of the company's management approach to tax and payments to governments        | <p>  <b>[1 point] Yes:</b> Company discloses its management approach to tax/payments to governments through a tax strategy/policy and states a governance body/executive level position which is responsible for the tax strategy/policy and its review.<br/>  <b>[0.5 points] Partial:</b> Company only discloses a tax strategy or information on who is responsible for the strategy and its review; or the strategy only clearly covers parts of the company's operations (e.g. only in one country or one subsidiary); or detail on strategy is limited.<br/>  <b>[0 points] No:</b> Does not meet requirements for this indicator.         </p>  |
| <b>179</b><br> | Whistleblowing procedure<br>G   | <p>  <b>[1 point] Yes:</b> Information on whistleblowing procedure/how to report unethical conduct. For example, flowchart or clear description of steps taken, including how whistleblowers are protected.<br/>  <b>[0.5 points] Partial:</b> Company only states it allows for whistleblowing, but no details.<br/>  <b>[0 points] No:</b> Does not meet requirements for this indicator.         </p>  |



## Governance and grievances

|  |  |  |
|--|--|--|
| 180<br> | Own grievance or complaints system open to all stakeholders<br>G | <p>✓ [1 point] <b>Yes:</b> Company clearly has its own grievance or complaints system (e.g. employees can fill in a specific form if they have a grievance; flowchart; or clear description of steps). This should be accessible to both internal and external stakeholders.</p> <p>Ⓟ [0.5 points] <b>Partial:</b> Company only states it has a grievance system, but no other details; or only system for certain issues/in relation to only certain policies; or only accessible to internal or external stakeholders.</p> <p>✗ [0 points] <b>No:</b> Does not meet requirements for this indicator.</p>   |
| 181<br> | Details of complaints and grievances disclosed<br>G              | <p><b>Scope</b></p> <p><b>Comprehensive:</b> Details of complaints and grievances received through the company's own grievance mechanism are disclosed, if anonymity not requested, including the following details: date; issue; complainant category; actions taken; status.</p> <p><b>Limited:</b> Between one and four details disclosed.</p> <p><b>Insufficient:</b> None; or only provides a summary table on number and type of grievances; or data over five years old.</p> <p><b>Scoring</b></p> <p><b>N.B.</b> Companies may report practice in multiple ways but are awarded points for the highest scoring category.</p> <p>✓ [1 point] <b>Yes:</b> Comprehensive, self-reported.</p> <p>Ⓟ [0.5 points] <b>Partial:</b> Limited, self-reported.</p> <p>✗ [0 points] <b>No:</b> Insufficient.</p> |