



Indicators and research protocols for assessing palm oil producers, refiners and traders – March 2019

SPOTT uses a detailed framework of [132 indicators and research protocols to assess palm oil producers and traders](#) on the public disclosure of their policies, operations and commitments to environmental, social and governance (ESG) best practice. This ensures a fair and consistent approach to assessing all companies on SPOTT. To gain points, a company must make the required information publicly available on its website; within its annual reports, sustainability reports, presentations or other public documents; on the websites of its parent company and/or subsidiaries (if applicable), or on specific third-party platforms (“External sources”).


Indicators used to score companies by supply chain segmentation are indicated as follows:

G – Grower

R – Refiner

T – Trader

** Denotes new refiner-specific indicators

 Sustainability policy and leadership		
ID	Indicator	Research protocols
1 G R T	Sustainable palm oil policy or commitment for all its operations	<p>✓ [1 point] Yes: Own policy on sustainable/responsible/ethical (or similar) palm oil for all palm oil operations (i.e. all palm oil it produces, purchases and/or trades), or clearly commits to policy of its parent company or buyer that covers all its operations. Can be a standalone document or clear policies on sustainability. Policy should cover multiple dimensions of sustainability across company’s entire operations including various social and environmental issues.</p> <p>Ⓜ [0.5 points] Partial: Commits to policy of its parent company or supplier but does not clearly state it applies to all operations, or has policy but not clear if it applies to all operations (i.e. all palm oil it produces, purchases and/or trades), or only general policies or commitments.</p> <p>✗ [0 points] No: No policy or commitment, or only general statement that it commits to sustainability, or only has corporate social responsibility (CSR) programme.</p>
2 G R T	Sustainability policy or commitment applies to direct and third-party suppliers	<p>✓ [1 point] Yes: Specifies policy applies to all suppliers, including direct and third-party suppliers, or applies to whole supply chain, and fully meets requirements of previous indicator.</p> <p>Ⓜ [0.5 points] Partial: Policy only partially meets requirements of previous indicator, or has policy but unclear if applies to all suppliers, including third-party suppliers, or only part of policy applies to suppliers, or has separate supplier/sourcing policy more limited in scope than main sustainability policy, and fully meets requirements of previous indicator.</p> <p>✗ [0 points] No: No policy or commitment as per previous indicator, or policy does not apply to direct or third-party suppliers.</p>

3 G R T	High-level position of responsibility for sustainability	<p>✔ [1 point] Yes: Reports high-level position with sustainability responsibility, e.g. board member, director of sustainability, chief sustainability officer, executive group.</p> <p>Ⓟ [0.5 points] Partial: Sustainability team or similar, but not clear who has high-level responsibility.</p> <p>✘ [0 points] No: No staff with responsibility for sustainability reported.</p>
4 G R T	Sustainability report published within last two years	<p>✔ [1 point] Yes: Published sustainability report or update within last two years (i.e. can publish in 2017 but may cover 2016). Annual report integrated with content on sustainability acceptable if sufficiently detailed (i.e. in general covers both environmental and social aspects and more than two pages on palm oil sustainability).</p> <p>Ⓟ [0.5 points] Partial: Published over two years ago.</p> <p>✘ [0 points] No: No report, or insufficient detail in annual report.</p> <p>External source: GRI database.</p>
5 G R T	Member of multiple industry schemes or other external initiatives to improve sustainability in relation to palm oil	<p>✔ [1 point] Yes: Member of two or more schemes.</p> <p>Ⓟ [0.5 points] Partial: Member of only one scheme, or only subsidiary/parent company is a member.</p> <p>✘ [0 points] No: No membership across any related organisations.</p> <p>Note: Examples include TFT, POIG, UNGC, WBCSD, TFA 2020, HCS Approach Steering Group, HCV Network, FFA, NCC, CGF, GAA or others clearly focused on sustainability in relation to palm oil (assessed on case-by-case basis). Company should preferably report membership directly on its website or in own reports and be clearly listed as a member.</p>
6 G R T	Verification report on compliance with Palm Oil Innovation Group (POIG) Charter, if a POIG member	<p>Disable if not a POIG member.</p> <p>✔ [1 point] Yes: Company is a POIG member, and a POIG verification report has been published.</p> <p>✘ [0 points] No: Company is a POIG member, but a POIG verification report has not been published.</p>
7 G R T	Activities with government, NGOs or academic institutions to improve palm oil sustainability	<p>✔ [1 point] Yes: Activities with governments, NGOs or academic institutions focused on achieving wider sustainability where company operates, such as jurisdictional approaches, community collaborations, specific projects or strengthening of certification schemes.</p> <p>Ⓟ [0.5 points] Partial: Activities with governments, NGOs, or academic institutions but no or very limited details given or not clearly focused on wider sustainability.</p> <p>✘ [0 points] No: Activities over five years old, or undated.</p>



Landbank, maps and traceability


ID	Indicator	Research protocols
8 G	Total land area managed/controlled for oil palm (ha)	<p>Disable if only a processor/trader.</p> <p>✓ [1 point] Yes: Total landbank the company manages/controls for oil palm (may include infrastructure or other crops if clearly stated).</p> <p>Ⓜ [0.5 points] Partial: Data over two years old, or only provides total landbank (including other crops) where unclear what area for oil palm is, or data provided does not cover company's known scope of operations, or figure complicated to calculate (i.e. total landbank minus rubber planted area).</p> <p>✗ [0 points] No: No data, or data over five years old, or undated, or figure provided aggregates area controlled by the company and its independent suppliers.</p> <p>External source: RSPO ACOP 2.1.7 Total land controlled/managed for oil palm cultivation (autosum).</p>
9 G	Total oil palm planted area (ha)	<p>Disable if only a processor/trader.</p> <p>✓ [1 point] Yes: Total area planted with oil palm, including both estates/nucleus and scheme smallholder/plasma areas, if applicable.</p> <p>Ⓜ [0.5 points] Partial: Data over two years old, or data provided does not cover company's known scope of operations, or figure complicated to calculate.</p> <p>✗ [0 points] No: No data, or data over five years old, or undated, or figure provided aggregates area controlled by the company and its independent suppliers.</p> <p>External source: RSPO ACOP 2.1.2 Total land controlled/managed for oil palm cultivation, planted.</p>
10 G	Plasma/scheme smallholders planted area (ha)	<p>Disable if no plasma/scheme smallholders or if only a processor/trader.</p> <p>✓ [1 point] Yes: Total plasma/scheme smallholder area planted with oil palm.</p> <p>Ⓜ [0.5 points] Partial: Data over two years old, or data provided does not cover company's known scope of operations, or figure complicated to calculate.</p> <p>✗ [0 points] No: No data, or data over five years old, or undated.</p> <p>External source: RSPO ACOP 2.1.6 Total land under scheme/plasma smallholders certified and 2.1.6.1 Total land under scheme/plasma smallholders uncertified.</p>
11 G	Unplanted (areas designated for future planting) (ha)	<p>Disable if only a processor/trader.</p> <p>✓ [1 point] Yes: Area not yet planted but has been designated for future planting of oil palm or has obtained the necessary permits for oil palm planting (e.g. obtained HGU in Indonesia).</p> <p>Ⓜ [0.5 points] Partial: Unclear terminology (i.e. state "unplanted" or "unplanted including infrastructure"), or data over two years old, or data provided does not cover company's known scope of operations, or figure complicated to calculate.</p> <p>✗ [0 points] No: No data, or data over five years old, or undated.</p> <p>External source: RSPO ACOP 2.1.3 Total area unplanted.</p>
12 G	Conservation set-aside area, including High Conservation Value (HCV) area (ha)	<p>Disable if only a processor/trader.</p> <p>✓ [1 point] Yes: Area set aside for conservation, including HCV area, HCS area, and other areas such as peatlands, steep slopes.</p> <p>Ⓜ [0.5 points] Partial: Data over two years old, or data provided does not cover company's known scope of operations, or figure complicated to calculate.</p> <p>✗ [0 points] No: No data, or data over five years old, or undated, or figure provided aggregates area set aside by the company and its suppliers.</p> <p>External source: RSPO ACOP 2.1.4 Total land designated and managed as HCV areas; 2.1.5 Other conservation area sets aside excluding HCV areas.</p>

13 G R	Area for infrastructure (ha)	<p>Disable if only a processor/trader.</p> <p>✔ [1 point] Yes: Area for infrastructure (i.e. mills, roads, buildings).</p> <p>Ⓟ [0.5 points] Partial: Data over two years old, or data provided does not cover company's known scope of operations, or figure complicated to calculate.</p> <p>✘ [0 points] No: No data, or data over five years old, or undated.</p>
14 G R	Number and names of company owned mills	<p>Disable if company does not own mills.</p> <p>✔ [1 point] Yes: Number and names of mills owned by the company.</p> <p>Ⓟ [0.5 points] Partial: Data over two years old, or data provided does not cover company's known scope of operations, or company only provides number or names of mills.</p> <p>✘ [0 points] No: No data, or data over five years old, or undated.</p> <p>External sources: RSPO ACOP 2.6.1 Number of Palm Oil Mills operated; RSPO Certified Growers; One Oil Palm Maps.</p>
15 G R	Maps or coordinates of company owned mills	<p>Disable if company does not own mills. Information must be in one or two places rather than spread in multiple places.</p> <p>✔ [1 point] Yes: Names and coordinates, or addresses capable of generating locations on GoogleMaps, or names and geo-referenced maps (shapefile, kml) for all mills.</p> <p>Ⓟ [0.5 points] Partial: As above, but only for some mills, or data over two years old, or static image showing location of all mills, or only names of mills, or unclear information provided on the above points.</p> <p>✘ [0 points] No: No data, or data over five years old, or undated, or static image file not at a local scale (i.e. cannot determine accurately where estate located), or text on image unreadable.</p> <p>External sources: Global Forest Watch – oil palm mills and RSPO mills; GeoRSPO.</p>
16 ** G R	Number (or percentage) of company-owned mills that source from their own plantations and/or third-party plantations	<p>NEW: Refiner-specific indicator</p> <p>Disable if a company does not own mills.</p> <p>✔ [1 point] Yes: The company reports the number (or percentage) of company-owned mills in its supply chain that source from their own plantations and/or third-party plantations.</p> <p>Ⓟ [0.5 points] Partial: Data provided does not cover company's known scope of operations, or data > 2 years old.</p> <p>✘ [0 points] No: No data reported, or data > 5 years old or undated.</p>
17 ** G R	Total volumes (or percentages) sourced by company-owned mills that come from their own plantations and/or third-party plantations	<p>NEW: Refiner-specific indicator</p> <p>Disable if a company does not own mills.</p> <p>✔ [1 point] Yes: The company reports the total (or percentage) volume sourced from own and third-party plantations.</p> <p>Ⓟ [0.5 points] Partial: Data provided does not cover company's known scope of operations, or data > 2 years old.</p> <p>✘ [0 points] No: No data reported, or data > 5 years old or undated.</p>
18 R T	Number and names of supplier mills	<p>Disable if not a processor/trader or if only sources from own mills.</p> <p>✔ [1 point] Yes: Names and parent companies for all supplier mills (mills supplying Crude Palm Oil (CPO) and Palm Kernel (PK)).</p> <p>Ⓟ [0.5 points] Partial: Only states number of supplier mills, or some information on names/parent companies, or unclear information provided on the above points, or data over two years old.</p> <p>✘ [0 points] No: Data over five years old.</p>

19 ** R T	Locations of all third-party supplying mills within their supply chain	<p>NEW: Refiner-specific indicator Disable if a company only sources from its own mills.</p> <p>✔ [1 point] Yes: Names and coordinates, or addresses capable of generating locations on GoogleMaps, or names and geo-referenced maps (shapefile, kml) for all supplier mills.</p> <p>🟡 [0.5 points] Partial: As above, but only for some mills, or data over two years old, or static image showing location of all mills, or only names of mills, or unclear information provided on the above points.</p> <p>✖ [0 points] No: No data, or data over five years old, or undated, or static image file not at a local scale (i.e. cannot determine accurately where estate located), or text on image unreadable.</p>
20 ** R T	Number (or percentage) of third-party supplier mills that source from their own plantations and/or third-party plantations	<p>NEW: Refiner-specific indicator Disable if a company only sources from its own mills</p> <p>✔ [1 point] Yes: The company reports the number (or percentage) of supplier mills in their supply chain that source from their own plantations and/or third-party plantations.</p> <p>🟡 [0.5 points] Partial: Data provided does not cover company's known scope of operations, or data > 2 years old.</p> <p>✖ [0 points] No: No data reported, or data >5 years old or undated.</p>
21 ** R T	Total volumes (or percentages) sourced by third party supplier mills that come from their own plantations and/or third-party plantations	<p>NEW: Refiner-specific indicator Disable if a company only sources from its own mills.</p> <p>✔ [1 point] Yes: The company reports the total (or percentage) volume sourced from own and third-party plantations.</p> <p>🟡 [0.5 points] Partial: Data provided does not cover company's known scope of operations, or data > 2 years old.</p> <p>✖ [0 points] No: No data reported, or data > 5 years old or undated.</p>
22 ** R T	Total volume (or percentage) of sourcing that comes from intermediary traders and/or refiners rather than directly from mills	<p>NEW: Refiner-specific indicator Disable if a company only sources directly from mills</p> <p>✔ [1 point] Yes: The company reports the total (or percentage) volume sourced from intermediary traders and/or refiners.</p> <p>🟡 [0.5 points] Partial: Data provided does not cover company's known scope of operations, or data > 2 years old.</p> <p>✖ [0 points] No: No data reported, or data > 5 years old or undated.</p>
23 G	Maps of estates/management units	<p>Disable if only a processor/trader. Information must be in one or two places rather than spread in multiple places.</p> <p>✔ [1 point] Yes: Names and geo-referenced maps which clearly show estate boundaries (e.g. shapefile or KML) for all estates, or specifies that maps represent 100% of concession sites in RSPO ACOP.</p> <p>🟡 [0.5 points] Partial: Names and geo-referenced maps for some estates, or unclear if all estates, or only has image file showing local locations of all/some estates, or data over two years old.</p> <p>✖ [0 points] No: No data, or undated, or static image file not at a local scale (i.e. cannot determine accurately where estate located), or text on image unreadable.</p> <p>External sources: RSPO ACOP 5.1 Concession map; 5.2 Map declaration; Global Forest Watch oil palm concessions; GeoRSPO.</p>

24 G	Maps of scheme/plasma smallholders	<p>Disable if no scheme/plasma smallholders or if only a processor/trader.</p> <p>✔ [1 point] Yes: Geo-referenced maps (shapefile or KML) for all scheme smallholder estates.</p> <p>Ⓜ [0.5 points] Partial: Geo-referenced maps for some scheme smallholder estates, or unclear if all scheme smallholders, or only has image file showing location of all/some scheme smallholders, or data over two years old.</p> <p>✘ [0 points] No: No data, or undated, or static image file not at a local scale (i.e. cannot determine accurately where estate located), or text on image unreadable.</p> <p>External source: GeoRSPO.</p>
25 R T	Time-bound commitment to achieve 100% traceability to mill level	<p>Disable if not a processor/trader or only sources from their own mills.</p> <p>✔ [1 point] Yes: Time-bound commitment to 100% traceability to mill (or 100% traceability to palm oil mills in a supply chain) or already 100% traceable (within last two years).</p> <p>Ⓜ [0.5 points] Partial: Commitment to less than 100% traceability, or not time-bound, or in the past and not met.</p> <p>✘ [0 points] No: No commitment.</p>
26 G R T	Time-bound commitment to achieve 100% traceability to plantation level	<p>✔ [1 point] Yes: Time-bound commitment to 100% traceability to plantation (or 100% FFB traceability), or already 100% traceable (within last two years).</p> <p>Ⓜ [0.5 points] Partial: Commitment to less than 100% traceability, or not time-bound, or in the past and not met, or unclear statement not specifying plantation or farm level.</p> <p>✘ [0 points] No: No commitment.</p>
27 R T	Percentage of supply traceable to mill level (above 80%)	<p>Disable if not a processor/trader or if only sources from own mills. For downstream operations, overall % of palm oil supply (Crude Palm Oil (CPO) and Palm Kernel oil (PK)) traceable to mills (or % traceability to mill for refineries and kernel crushing plants).</p> <p>✔ [2 points] Yes: 80-100%.</p> <p>Ⓜ [1.5 points] Partial: 60%-79%.</p> <p>Ⓜ [1 point] Partial: 40-59%.</p> <p>Ⓜ [0.5 points] Partial: 20-39%.</p> <p>✘ [0 points] No: 0-19%, or data over two years old.</p>
28 G R	Percentage of fresh fruit bunches (FFB) from own mills traceable to plantation level (above 75%)	<p>Disable if company does not own mills. For the company's own mills (upstream operations), overall % of FFB supply traceable to plantation, including smallholders and suppliers, if applicable. Can be calculated from % RSPO Identity Preserved.</p> <p>✔ [2 points] Yes: 75%-100%.</p> <p>Ⓜ [1.5 points] Partial: 50-74%.</p> <p>Ⓜ [1 point] Partial: 25-49%.</p> <p>Ⓜ [0.5 points] Partial: 1-24%.</p> <p>✘ [0 points] No: 0%, or data over two years old.</p> <p>External source: RSPO certified growers.</p>

29 R T	Percentage of fresh fruit bunches (FFB) from supplier mills traceable to plantation level (above 75%)	<p>Disable if not a processor/trader or only sources from own mills. For downstream operations, overall % of FFB supply or palm oil supply (Crude Palm Oil (CPO) and Palm Kernel oil (PK)) from supplier mills traceable to plantation.</p> <p>✔ [2 points] Yes: 75%-100%. P [1.5 points] Partial: 50-74%. P [1 point] Partial: 25-49%. P [0.5 points] Partial: 1-24%. ✘ [0 points] No: 0%, or data over two years old.</p>
--------------	---	--

 Deforestation and biodiversity		
ID	Indicator	Research protocols
30 G R T	Commitment to zero deforestation	<p>✔ [1 point] Yes: "No deforestation" or "zero deforestation" commitment, or clearly states will not develop on HCV, HCS and peatland. P [0.5 points] Partial: No net deforestation commitment (acknowledges that some forest loss could be offset by forest restoration such as through purchasing REDD+, offsets or mitigation banking), or has unclear no deforestation commitment. ✘ [0 points] No: No commitment.</p>
31 G	Deforestation commitment applies to scheme smallholders and independent suppliers	<p>Disable if only a processor/trader or has if neither scheme smallholders nor independent suppliers.</p> <p>✔ [1 point] Yes: Commitment (either to address deforestation or no deforestation) applies to scheme smallholders and independent suppliers (if has both, or only to one if only has one), or to all suppliers. P [0.5 points] Partial: Commitment only applies to scheme smallholders and independent suppliers (if has both), and fully meets requirements of previous indicator. ✘ [0 points] No: Commitment only partially meets requirements of previous indicator, or no commitment.</p>
32 G R T	Criteria for defining deforestation	<p>✔ [1 point] Yes: Specifies the criteria or types of forest/areas that are not to be deforested e.g. primary forests, Intact Forest Landscapes (IFLs), secondary forests, disturbed forests, HCS areas, HCV areas. ✘ [0 points] No: Does not specify criteria.</p>
33 G R T	Evidence of monitoring deforestation	<p>✔ [1 point] Yes: Specifies how deforestation is being monitored (i.e. how monitoring encroachment), including the extent of the area monitored and/or timeframe. P [0.5 points] Partial: Methodology, extent of area being monitored for deforestation, and/or timeframe is unclear. ✘ [0 points] No: Data over five years old, or undated.</p>

34 G	Examples of habitat management and/or habitat restoration	<p>✔ [1 point] Yes: Multiple examples or evidence of habitat management or habitat restoration activities in company's conservation set-aside areas or in surrounding landscape where company operates (can include activities in HCV, HCS, buffer zones, forests, peatlands, mangroves, wetlands).</p> <p>🟡 [0.5 points] Partial: Only one example of habitat management or restoration.</p> <p>✘ [0 points] No: Data over five years old, or undated.</p> <p>Note: Examples can include rehabilitation of riparian areas, native forest restoration, enhancement of mangroves, tree planting, clearly marking boundaries, putting up signs, planting of native species, ensuring no roads, monitoring peatland subsidence, limiting access, patrols.</p>
35 G R T	Implementing a landscape-level approach to biodiversity conservation	<p>✔ [1 point] Yes: Implementing a landscape level approach with a focus on environmental/biodiversity conservation (or similar).</p> <p>🟡 [0.5 points] Partial: Statement about recognising the importance of a landscape approach, but unclear if implementing, or only limited details available.</p> <p>✘ [0 points] No: Data over five years old, or undated.</p>
36 G R T	Commitment to biodiversity conservation	<p>✔ [1 point] Yes: Commitment to conservation of biodiversity beyond just mentioning HCVs.</p> <p>✘ [0 points] No: Only mentions biodiversity, or only mentions biodiversity in relation to inside HCVs.</p>
37 G R T	Commitment to not endanger species of conservation concern, referencing international or national system of species classification	<p>✔ [1 point] Yes: Commitment to protect species of conservation concern (i.e. rare, threatened, endangered), referencing an appropriate system of classification (e.g. IUCN Red List; national red list).</p> <p>🟡 [0.5 points] Partial: Clear commitment to protecting species but does not mention system of species classification, or unclear commitment (e.g. only states make effort to protect) but does refer to system of species classification.</p> <p>✘ [0 points] No: No commitment.</p>
38 G R T	Commitment to no hunting or only sustainable hunting of species	<p>✔ [1 point] Yes: Commitment to no hunting of all species or only allows hunting that is sustainable (i.e. only hunting by local communities for subsistence purposes that does not cause decline of local species populations).</p> <p>🟡 [0.5 points] Partial: Only no hunting of endangered, rare, threatened species, or no hunting only applies to certain extent of operations (e.g. no hunting only in conservation set-asides).</p> <p>✘ [0 points] No: No commitment.</p>
39 G	Examples of species conservation activities	<p>Disable if only a processor/trader.</p> <p>✔ [1 point] Yes: Multiple examples or evidence of species-focused (animals and/or plants) conservation activities within the company's concessions or set-aside areas or in surrounding landscape where company operates. For example: anti-poaching activities; training or education on biodiversity/species; addressing invasive alien species; addressing trafficking of wild-caught species; putting up signs on no hunting of species; installation of nest boxes; planting endangered trees.</p> <p>🟡 [0.5 points] Partial: Only one example of species conservation, or only mentions species monitoring and unclear how using this information to implement species conservation, or only mentions species conservation in areas where does not operate (e.g. funding through philanthropic arm for species conservation abroad).</p> <p>✘ [0 points] No: Data over five years old, or undated.</p>




High Conservation Value (HCV), High Carbon Stock (HCS) and impact assessments

ID	Indicator	Research protocols
40 G R T	Commitment to conduct High Conservation Value (HCV) assessments	<p>✔ [1 point] Yes: Commitment to conduct HCV assessments for all new development/planting or commits to HCV for all sourcing.</p> <p>Ⓜ [0.5 points] Partial: Unclear if applies to all new development/planting, or does not state own commitment, but is RSPO member, as commits under RSPO NPP.</p> <p>✘ [0 points] No: No commitment.</p>
41 G	HCV commitment applies to scheme smallholders and independent suppliers	<p>Disable if only a processor/trader or if have neither scheme smallholders nor independent suppliers.</p> <p>✔ [1 point] Yes: HCV commitment applies to scheme smallholders and independent suppliers (if has both, or only to one if only has one), or to all suppliers, and fully meets requirements of previous indicator.</p> <p>Ⓜ [0.5 points] Partial: Commitment only partially meets requirements of previous indicator, or commitment only applies to scheme smallholders or independent suppliers (if has both), and fully meets requirements of previous indicator.</p> <p>✘ [0 points] No: Commitment only applies to scheme smallholders or independent suppliers (if has both), and only partially meets requirements of previous indicator, or commitment does not apply to scheme smallholders or independent suppliers.</p>
42 G	Commitment to only use licensed High Conservation Value (HCV) assessors accredited by the HCV Resource Network's Assessor Licensing Scheme (ALS)	<p>Disable if only a processor/trader.</p> <p>✔ [1 point] Yes: Commitment to use HCV ALS licensed assessors.</p> <p>Ⓜ [0.5 points] Partial: Specifies HCVRN assessors, but not clearly ALS, or does not state own commitment, but is RSPO member, as commits under RSPO NPP.</p> <p>✘ [0 points] No: No commitment.</p>
43 G	High Conservation Value (HCV) assessments for planting undertaken prior to January 2015, and associated management and monitoring plans	<p>Disable if only a processor/trader.</p> <p>✔ [1 point] Yes: At least one HCV assessment (full report or summary) conducted for planting undertaken prior to January 2015 publicly available. All HCV assessments made publicly available have associated management and monitoring plans (full plans or summaries).</p> <p>Ⓜ [0.5 points] Partial: HCV assessments made publicly available, but do not have management and monitoring plans or only some have management and monitoring plans, or has submitted RSPO NPPs, but no associated documents publicly available.</p> <p>✘ [0 points] No: If none available, or only states has done HCV assessments, but no documents or summaries available.</p>

44 G	High Conservation Value (HCV) assessments for all estates planted since January 2015	<p>Disable if only a processor/trader or if no new planting since January 2015, unless has undertaken HCV assessments that are not for new planting.</p> <p>✔ [1 point] Yes: HCV assessments (reports or summaries) publicly available for all areas newly planted, or if no new planting, a HCV assessment (report or summary) publicly available.</p> <p>🟡 [0.5 points] Partial: HCV assessments (reports or summaries) publicly available only for some new plantings, or has submitted RSPO NPPs for all new plantings, but associated HCV assessment documents not publicly available.</p> <p>✖ [0 points] No: No HCV assessments, but new planting reported.</p> <p>External sources: HCVRN; RSPO NPP Notifications; RSPO ACOP 2015 2.6.1 Area planted in this reporting period; RSPO ACOP 2016 and 2017 2.4.1 New area planted in this reporting period.</p>
45 G	High Conservation Value (HCV) management and monitoring plans for all estates planted since January 2015	<p>Disable if only a processor/trader or if no new planting since January 2015, unless has undertaken HCV assessments that are not for new planting.</p> <p>✔ [1 point] Yes: HCV management and monitoring plans (reports or summaries) publicly available for ALL areas newly planted, or if no new planting, a HCV management and monitoring plan (report or summary) publicly available.</p> <p>🟡 [0.5 points] Partial: HCV management and monitoring plans (reports or summaries) publicly available only for some new plantings, or has submitted RSPO NPPs for all new plantings, but associated HCV management and monitoring plan documents not publicly available.</p> <p>✖ [0 points] No: No HCV management and monitoring plans, but new planting reported.</p> <p>External source: RSPO NPP Notifications.</p>
46 G	Satisfactory review of all High Conservation Value (HCV) assessments undertaken since January 2015 by the HCV ALS Quality Panel	<p>Disable if only a processor/trader or if no new planting since January 2015, unless has undertaken HCV assessments that are not for new planting.</p> <p>✔ [1 point] Yes: All HCV assessments undertaken since January 2015 have been quality reviewed and deemed satisfactory.</p> <p>🟡 [0.5 points] Partial: Only some HCV assessments since January 2015 have been quality reviewed and deemed satisfactory, or under review on the HCVRN website.</p> <p>✖ [0 points] No: None quality reviewed or none deemed satisfactory.</p> <p>External source: HCVRN Public Summaries.</p>
47 G R T	Commitment to the High Carbon Stock (HCS) Approach	<p>✔ [1 point] Yes: Commitment to apply the HCS Approach, as defined by the HCS Approach Toolkit, to all new development/planting/sourcing.</p> <p>🟡 [0.5 points] Partial: Unclear if applies to all new development/planting, or not clearly the HCS Approach but another high carbon stock assessment methodology.</p> <p>✖ [0 points] No: No commitment.</p>
48 G	High Carbon Stock (HCS) assessments	<p>Disable if only a processor/trader or if no new planting since January 2016.</p> <p>✔ [1 point] Yes: Any HCS assessment report or summary publicly available, either using the HCS Approach or another high carbon stock method.</p> <p>🟡 [0.5 points] Partial: HCS assessment pending review.</p> <p>✖ [0 points] No: No HCS assessments submitted.</p> <p>External source: HCS Approach Registered Assessments.</p>

49 G R T	Commitment to conduct social and environmental impact assessments (SEIAs)	<p>✔ [1 point] Yes: Commitment to conduct SEIAs (or both EIA and SIAs) prior to all new development/planting. Local equivalents are acceptable, e.g. AMDALs as EIA in Indonesia.</p> <p>🟡 [0.5 points] Partial: Not clear commitment to SEIAs prior to all new development/planting, or only mentions EIA/AMDAL or SIA, or if RSPO member, commits under RSPO NPP.</p> <p>✖ [0 points] No: No commitment.</p>
50 G	Social and environmental impact assessments (SEIAs) undertaken, and associated management and monitoring plans	<p>Disable if only a processor/trader.</p> <p>✔ [1 point] Yes: At least one SEIA assessment (full report or summary) publicly available. All SEIA assessments made publicly available have associated management and monitoring plans (full plans or summaries).</p> <p>🟡 [0.5 points] Partial: SEIA assessments have been made publicly available, but do not have management and monitoring plans, or only SIAs or EIAs have been made publicly available, or has submitted RSPO NPPs, but no associated documents publicly available.</p> <p>✖ [0 points] No: None available, or only states has done SEIA assessments, but no documents or summaries available.</p> <p>External source: NPP notifications.</p>

	Peat, fire and greenhouse gas (GHG) emissions	
ID	Indicator	Research protocols
51 G R T	Commitment to no planting on peat of any depth	<p>✔ [1 point] Yes: Clear commitment to no planting on peat for all new development/planting/sourcing, clearly specifying for all depths of peatland or all peatland as defined using a recognised definition.</p> <p>🟡 [0.5 points] Partial: Only certain depths or certain peatlands, or unclear if commitment applies to all new development/planting/sourcing.</p> <p>✖ [0 points] No: No commitment.</p>
52 G	Peat commitment applies to scheme smallholders and independent suppliers	<p>Disable if only a processor/trader or if has neither scheme smallholders nor independent suppliers.</p> <p>✔ [1 point] Yes: Peat commitment applies to scheme smallholders and independent suppliers (if has both, or only to one if only has one), or to all suppliers.</p> <p>🟡 [0.5 points] Partial: Only has partial commitment for indicator above, or commitment only applies to scheme smallholders or independent suppliers (if has both).</p> <p>✖ [0 points] No: Commitment does not apply to scheme smallholders or suppliers.</p>
53 G R T	Commitment to best management practices for soils and peat	<p>✔ [1 point] Yes: Commitment to best management practices (BMPs) or good agricultural practices (GAP) for soils AND peat (or only soils if clearly states no peat in any operations). For example, not degrading, reducing compaction, no erosion, or conserving soils. Must be a full commitment to best practice, not just a limited selection of practices (e.g. a simple statement on preventing erosion).</p> <p>🟡 [0.5 points] Partial: Only commits to BMPs for soils or peat.</p> <p>✖ [0 points] No: No commitment, or only covers a limited selection of practices.</p>
54 G	Landbank or planted area on peat	<p>Disable if only a processor/trader.</p> <p>✔ [1 point] Yes: Reports total area or planted area that is peatland.</p> <p>🟡 [0.5 points] Partial: Data over two years old, or does not cover the full scope of company's operations.</p> <p>✖ [0 points] No: No data, or data over five years old, or undated.</p>

55 G	Evidence of best management practices for soils and peat	<p>Disable if only a processor/trader.</p> <p>✔ [1 point] Yes: Examples of implementing management practices to conserve soils and peat (or only soils if clearly states no peat in any of its operations). For example: nutrient recycling; not planting on marginal or fragile soils; using terracing or ground cover to reduce erosion; managing water levels for peat; training courses or workshops on soils or peat.</p> <p>🟡 [0.5 points] Partial: Only shows evidence of soil or peatland management (if has land on peat).</p> <p>✖ [0 points] No: Data over five years old, or undated.</p>
56 G R T	Commitment to zero burning	<p>✔ [1 point] Yes: Clear commitment to no or zero burning for all new development/planting/replanting/sourcing.</p> <p>🟡 [0.5 points] Partial: No burning commitment, but not clear if applies to all new development/planting/replanting/sourcing, or only a commitment to limit the use of fire.</p> <p>✖ [0 points] No: No commitment.</p>
57 G	Zero burning commitment applies to scheme smallholders and independent suppliers	<p>Disable if only a processor/trader or if has neither scheme smallholders nor independent suppliers.</p> <p>✔ [1 point] Yes: Zero burning commitment applies to scheme smallholders and independent suppliers (if has both, or to one if only has one), or to all suppliers, and fully meets requirements of previous indicator.</p> <p>🟡 [0.5 points] Partial: Commitment only partially meets requirements of previous indicator, or commitment only applies to scheme smallholders or independent suppliers (if has both), and fully meets requirements of previous indicator.</p> <p>✖ [0 points] No: Commitment only applies to scheme smallholders or independent suppliers (if has both) and only partially meets requirements of previous indicator, or no commitment.</p>
58 G	Evidence of management and monitoring fires	<p>✔ [1 point] Yes: Evidence of at least one fire monitoring and one fire management activity. For example: system for monitoring hotspots/fires; area monitored for hotspots/fires; how manages or deals with reported fires; measures to prevent fires; activities as part of Fire Free Alliance.</p> <p>🟡 [0.5 points] Partial: Only one type of activity mentioned.</p> <p>✖ [0 points] No: Data over five years old, or undated.</p>
59 G	Details/number of hotspots/fires in company estates	<p>Disable if only a processor/trader.</p> <p>✔ [1 point] Yes: Total number of hotspots/fires, or details on all hotspots/fires over specified timeframe within own estates.</p> <p>🟡 [0.5 points] Partial: Only reports limited information on fires/hotspots within own estates, or data over two years old.</p> <p>✖ [0 points] No: No data, or data over five years old, or undated.</p>
60 G	Details/number of hotspots/fires within surrounding landscape/smallholders	<p>Disable if only a processor/trader.</p> <p>✔ [1 point] Yes: Total number of hotspots/fires or details on all hotspots/fires over specified timeframe within surrounding landscape and/or smallholder estates.</p> <p>🟡 [0.5 points] Partial: Only reports limited information on fires/hotspots within surrounding landscape and/or smallholder estates, or data over two years old.</p> <p>✖ [0 points] No: No data, or data over five years old, or undated.</p>

61 G R	Time-bound commitment to reduce greenhouse gas (GHG) emissions intensity	<p>Disable if only a trader.</p> <p>✔ [1 point] Yes: Time-bound commitment to reduce GHG intensity across palm oil operations or across all operations by specific amount and timeframe (i.e. by X% by YYYY), or time-bound commitment already met.</p> <p>🟡 [0.5 points] Partial: Commitment does not cover whole operations that would include palm oil e.g. only applies to transport emissions, or has target to reduce GHGs, but not time-bound, or time-bound but no target (e.g. plans to reduce GHG emissions by 2020 but does not say how much by), or has target, but does not report on intensity specifically.</p> <p>✖ [0 points] No: No target, or just vague commitment to reduce general emissions or GHG emissions.</p>
62 G	GHG emissions from land use change	<p>Disable if only a processor/trader.</p> <p>✔ [1 point] Yes: Reports land use change emission figures.</p> <p>🟡 [0.5 points] Partial: Not clear if figures relate to palm oil operations or whole scope of palm oil operations, or data over two years old.</p> <p>✖ [0 points] No: No data, or data over five years old, or undated.</p> <p>External source: RSPO ACOP 6.1 Are you currently assessing your operational GHG emissions?</p>
63 G R	Methodology used to calculate GHG emissions	<p>Disable if only a trader.</p> <p>✔ [1 point] Yes: States methodology used (e.g. RSPO PalmGHG Calculator, ISCC GHG Emissions Calculation Methodology, ISPO Calculator, GHG Protocol.)</p> <p>✖ [0 points] No: No methodology reported.</p> <p>External source: RSPO ACOP 6.1 Are you currently assessing your operational GHG emissions?</p>
64 G R	Progress towards commitment to reduce GHG emissions intensity	<p>Disable if only a trader.</p> <p>✔ [1 point] Yes: Met/maintaining commitment or progressing towards commitment on GHG intensity</p> <p>🟡 [0.5 points] Partial: Reports GHG intensity but no target in place (i.e. scores 0 for target indicator), or reports progress in intensity but not improving or commitment does not cover all palm oil operations, or reports progress for another form of GHG data (e.g. overall emissions), or data is over two years old.</p> <p>✖ [0 points] No: Not reported, or data over five years old, or reports progress but not reporting in intensity and not improving.</p>
65 G R	Percentage of mills with methane capture (100%)	<p>Disable if no mills or if only a trader.</p> <p>✔ [1 point] Yes: All mills have methane or biogas capture.</p> <p>🟡 [0.5 points] Partial: Only some mills have methane or biogas capture.</p> <p>✖ [0 points] No: Zero mills with methane or biogas capture.</p>



Water, chemical and pest management

ID	Indicator	Research protocols
66 G R	Time-bound commitment to improve water use per tonne of fresh fruit bunches (FFB) processed	<p>Disable if only a trader.</p> <p>✔ [1 point] Yes: Time-bound commitment to improve water use or water intensity across all palm oil operations, or already met target.</p> <p>🟡 [0.5 points] Partial: Commitment only refers to a limited sub-set of company operations (i.e. some mills), or commitment to improve water use, but this is not time-bound, or does not refer to water use per tonne of FFB, or commitment covers all of the company's operations (not just palm oil).</p> <p>✖ [0 points] No: No commitment, or only general commitment to water use.</p>

67 G R	Time-bound commitment to improve water quality for biological and chemical oxygen demand (BOD and COD)	<p>Disable if only a trader.</p> <p>✔ [1 point] Yes: Time-bound commitment to improve both biological and chemical oxygen demand (BOD and COD) across all palm oil operations, or applies across all operations, or already met target.</p> <p>Ⓜ [0.5 points] Partial: Commitment only refers to a limited sub-set of company operations (i.e. some mills), or limited set of water quality measures (i.e. only either BOD or COD), or commitment to improve water quality, but this is not time-bound.</p> <p>✘ [0 points] No: No commitment or general commitment to water quality not referring to BOD or COD.</p>
68 G R	Progress towards commitment on water use	<p>Disable if only a trader.</p> <p>✔ [1 point] Yes: Met commitment or progressing towards commitment on water use.</p> <p>Ⓜ [0.5 points] Partial: Reports progress on water use, but not on target to meet commitment, or reports improving figures on water use but has no commitment in place, or does not report in terms of intensity, or data over two years old.</p> <p>✘ [0 points] No: Reports water use figures, but not clearly improving, or data over five years old.</p>
69 G R	Progress towards commitment on water quality (BOD and COD)	<p>Disable if only a trader.</p> <p>✔ [1 point] Yes: Met or maintaining commitment or progressing towards commitment on water quality for both BOD and COD, or reports that BOD and COD are within legal limits.</p> <p>Ⓜ [0.5 points] Partial: Reports progress on water quality, but not on target to meet commitment or not progressing towards targets for both BOD and COD or only reports figures for BOD or COD, or reports improving figures on water quality but has no commitment in place, or data over two years old.</p> <p>✘ [0 points] No: No data, or reports water quality figures, but not clearly improving water quality, or data over five years old.</p>
70 G	Protection of natural waterways through buffer zones	<p>Disable if only a processor/trader.</p> <p>✔ [1 point] Yes: Commitment to have buffer or riparian zones to protect natural waterways across all operations.</p> <p>Ⓜ [0.5 points] Partial: Buffer or riparian zones/protection not in place across all operations, or unclear whether this is the case.</p> <p>✘ [0 points] No: No commitment.</p>
71 G R	Evidence of treating palm oil mill effluent (POME)	<p>Disable if no mills or if only a trader.</p> <p>✔ [1 point] Yes: Treats POME (i.e. does not just discharge into waterways without treatment in ponds or similar).</p> <p>Ⓜ [0.5 points] Partial: Treats waste water but does not mention POME explicitly.</p> <p>✘ [0 points] No: Data over five years old, or undated.</p>
72 G	Commitment to minimise the use of chemicals, including pesticides and chemical fertilisers	<p>Disable if only a processor/trader.</p> <p>✔ [1 point] Yes: Commitment to minimise, reduce or limit use of chemicals/toxins, mentioning both (chemical) fertilisers and pesticides.</p> <p>Ⓜ [0.5 points] Partial: Only mentions reducing general chemical, pesticide or fertiliser use.</p> <p>✘ [0 points] No: No commitment.</p>
73 G	No use of paraquat	<p>Disable if only a processor/trader.</p> <p>✔ [1 point] Yes: Does not use paraquat or only uses in emergency/exceptional circumstances.</p> <p>Ⓜ [0.5 points] Partial: Time-bound plan for phasing out.</p> <p>✘ [0 points] No: Only general statement that will phase-out that is not time-bound.</p>

74 G	No use of World Health Organisation (WHO) Class 1A and 1B pesticides	Disable if only a processor/trader. ✓ [1 point] Yes: Does not use WHO Class 1A and 1B pesticides or only uses in emergency/exceptional circumstances. P [0.5 points] Partial: Time-bound plan for phasing out. ✗ [0 points] No: Only general statement that will phase-out that is not time-bound.
75 G	No use of chemicals listed under the Stockholm Convention and Rotterdam Convention	Disable if only a processor/trader. ✓ [1 point] Yes: Does not use Stockholm and Rotterdam Convention chemicals or only uses in emergency/exceptional circumstances. P [0.5 points] Partial: Time-bound plan for phasing out, or only refers to one convention. ✗ [0 points] No: Only general statement that will phase-out that is not time-bound.
76 G	Integrated Pest Management (IPM) approach	Disable if only a processor/trader. ✓ [1 point] Yes: Has an integrated pest management (IPM) approach. e.g. clear statement or provides evidence that using natural pest control, using cover crops to suppress pests, figures showing reduction in chemical pesticide use. P [0.5 points] Partial: Mentions IPM, but unclear if implementing this, or only describes what IPM is. ✗ [0 points] No: No data, or data over five years old, or undated.
77 G	Chemical usage per ha or list of chemicals used	Disable if only a processor/trader. ✓ [1 point] Yes: Chemical usage figures per ha (e.g. fertiliser use or toxicity level), or list of chemicals used in palm oil operations. P [0.5 points] Partial: Chemical usage figures only for some parts of company, or unclear what figures relate to, or figures over two years old. ✗ [0 points] No: No figures reported.




Community, land and labour rights

ID	Indicator	Research protocols
78 G R T	Commitment to human rights, referencing the UN Declaration of Human Rights or UN Guiding Principles on Business and Human Rights	✓ [1 point] Yes: Commitment to respect or recognise human rights, and refers to the UN Declaration on Human Rights or UN Guiding Principles on Business and Human rights (also known as the UN Ruggie Principles or Ruggie Framework of "Protect, Respect and Remedy"), or commits to human rights principles as part of being UN Global Compact member. Can reference UN Declaration elsewhere if clearly commits to it. P [0.5 points] Partial: Commits to respect human rights but does not reference the UN Declaration of Human Rights or equivalent. ✗ [0 points] No: Only mentions human rights, but no clear commitment.

79 G R T	Commitment to human rights applies to scheme smallholders and independent suppliers	<p>Disable if have no scheme smallholders and no independent suppliers.</p> <p>✔ [1 point] Yes: Commitment applies to scheme smallholders and independent suppliers (if has both, or only to one if only has one), and fully meets requirements of previous indicator.</p> <p>🟡 [0.5 points] Partial: Commitment only partially meets requirements of previous indicator, or commitment only applies to scheme smallholders or independent suppliers (if has both), and fully meets requirements of previous indicator.</p> <p>✖ [0 points] No: Commitment only applies to scheme smallholders or independent suppliers (if has both) and only partially meets requirements of previous indicator, or no commitment.</p>
80 G R T	Commitment to respect legal and customary land tenure rights	<p>✔ [1 point] Yes: Commitment to respect legal and customary (or traditional) land tenure (or property) rights, or for ownership and access/use land rights, or commits to FAO Voluntary Guidelines on the Responsible Governance of Tenure of Land, Fisheries and Forests in the Context of National Food Security.</p> <p>🟡 [0.5 points] Partial: Only commits to customary, traditional or use land rights, or only legal land rights, or only mentions in relation to FPIC.</p> <p>✖ [0 points] No: Only mentions legal land ownership.</p>
81 G R T	Commitment to respect indigenous and local communities' rights, referencing the UN Declaration on the Rights of Indigenous Peoples or ILO 169	<p>✔ [1 point] Yes: Commitment to indigenous and local communities' rights that includes reference to the UN Declaration on the Rights of Indigenous Peoples or ILO Indigenous and Tribal Peoples Convention (no. 169), or a standalone commitment to ILO 169. Can reference UNDRIP/ILO 169 elsewhere if clearly commits to it.</p> <p>🟡 [0.5 points] Partial: Does not reference the UN Declaration or ILO but does commit to local communities and/or indigenous rights, or only mentions local communities and indigenous rights in relation to land tenure or FPIC.</p> <p>✖ [0 points] No: No commitment.</p>
82 G R T	Commitment to free, prior and informed consent (FPIC)	<p>✔ [1 point] Yes: FPIC commitment applies to all new development/planting/sourcing, or states that FPIC is respected across all operations or similar.</p> <p>🟡 [0.5 points] Partial: Unclear commitment, or does not state own commitment, but is RSPO member, as commits under RSPO NPP.</p> <p>✖ [0 points] No: No commitment.</p>
83 G	FPIC commitment applies to independent suppliers	<p>Disable if no independent suppliers or if only a processor/trader.</p> <p>✔ [1 point] Yes: FPIC commitment applies to independent suppliers or all suppliers.</p> <p>🟡 [0.5 points] Partial: Only has partial commitment for indicator above or unclear commitment.</p> <p>✖ [0 points] No: Process available but limited detail, or only a case study of how FPIC implemented.</p>
84 G	Details of free, prior and informed consent (FPIC) process available	<p>Disable if only a processor/trader.</p> <p>✔ [1 point] Yes: Flowchart, details of steps taken or description of methodology detailing how FPIC principle is operationalised.</p> <p>🟡 [0.5 points] Partial: Process available but limited detail, or only a case study of how FPIC implemented.</p> <p>✖ [0 points] No: No details available.</p>
85 G	Details of process for addressing land conflicts available	<p>Disable if only a processor/trader.</p> <p>✔ [1 point] Yes: Reports the process for addressing land conflicts, such as land conflict resolution process, or similar.</p> <p>🟡 [0.5 points] Partial: Reports that has land conflict process, but very limited detail, or that has conflict process, but unclear if covers land conflicts.</p> <p>✖ [0 points] No: No details available.</p>

86 G	Commitment to mitigate impacts on food security	<p>Disable if only a processor/trader.</p> <p>✔ [1 point] Yes: Commitment to ensure food security for local communities through assisting with crop diversity and/or security of food prices.</p> <p>Ⓜ [0.5 points] Partial: Only mentions food security or access to food, but not clearly in relation to local communities, or food security case study but no policy.</p> <p>✘ [0 points] No: No commitment.</p>
87 G	Commitment to provide essential community services and facilities	<p>✔ [1 point] Yes: Commitment to provide essential community services and facilities. At least one example of how facilities and/or services have been provided to communities.</p> <p>Ⓜ [0.5 points] Partial: Commitment in place, but no examples, or examples but no commitment.</p> <p>✘ [0 points] No: No commitment or examples.</p>
88 G R T	Commitment to respect all workers' rights	<p>✔ [1 point] Yes: Commitment to respect workers' (or labour) rights, specifying both permanent (or direct) and temporary (or indirect, migrant, casual) employees or all employees.</p> <p>Ⓜ [0.5 points] Partial: Only mentions workers' rights without specifying scope of the commitment (i.e. whether it covers all types of employees).</p> <p>✘ [0 points] No: No commitment.</p>
89 G R T	Reference to Fundamental ILO Conventions or Free and Fair Labour Principles	<p>✔ [1 point] Yes: Refers to all Fundamental ILO Conventions either by stating commits to all Fundamental ILO Conventions, referring to ILO number, or referring to the same language as the title (i.e. states "freedom of association"), or commits to the ILO's Declaration on Fundamental Principles and Rights at Work or commits to Free and Fair Labour Principles.</p> <p>Ⓜ [0.5 points] Partial: Refers to four or more ILO Conventions.</p> <p>✘ [0 points] No: Refers to fewer than four ILO conventions.</p> <p>Note: Eight Fundamental ILO Conventions: Freedom of Association (No. 87); Right to Organise and Collective Bargaining (No. 98); No Forced Labour (No. 29 & No. 105); Minimum Age (No. 138); Worst Forms of Child Labour (No. 182); Equal Remuneration (No. 100); No Discrimination (No. 111).</p>
90 G R T	Total number of employees	<p>✔ [0.5 points] Yes: Total number of employees across all operations or for palm oil operations, if specified.</p> <p>✘ [0 points] No: Data over two years old, or undated, or figure is difficult to calculate using available data (e.g. not simple addition or subtraction of clearly related figures).</p>
91 G R T	Percentage or number of temporary employees	<p>✔ [1 point] Yes: Number of temporary employees across all operations or for palm oil operations, if specified. May also be called casual, contract or seasonal employees.</p> <p>Ⓜ [0.5 points] Partial: Data over two years old, or does not cover whole scope of operations (i.e. only temporary employees in one country).</p> <p>✘ [0 points] No: Not reported, or data over five years old, or undated.</p>
92 G R T	Percentage or number of women employees	<p>✔ [1 point] Yes: Number of women employees across all operations or for palm oil operations, if specified.</p> <p>Ⓜ [0.5 points] Partial: Data over two years old, or does not cover whole scope of operations (i.e. only women employees in one country).</p> <p>✘ [0 points] No: Not reported, or data more than five years old, or undated.</p>

93 G R T	Commitment to pay minimum wage	<p>✔ [1 point] Yes: Evidence that all workers are paid the minimum wage (e.g. using ratio of entry level wage to local minimum wage in line with GRI reporting).</p> <p>🟡 [0.5 points] Partial: States minimum wage paid or that pays legal minimum wage, but no evidence provided, or this is not paid to all workers (i.e. temporary workers paid less), or data over two years old.</p> <p>✖ [0 points] No: No data, or data over five years old, or undated.</p>
94 G R T	Commitment to address occupational health and safety	<p>✔ [1 point] Yes: Commitment to address health and safety at work or similar for all workers.</p> <p>🟡 [0.5 points] Partial: Commitment does not cover all employees (i.e. only refers to health and safety at mills, but not on plantations).</p> <p>✖ [0 points] No: No commitment.</p>
95 G R T	Time lost due to work-based injuries	<p>✔ [1 point] Yes: For whole company or for palm oil operations. Acceptable metrics include lost time accident rate, lost days rate, accident frequency rate or equivalent.</p> <p>🟡 [0.5 points] Partial: Unclear what the provided data relate to, or data over two years old, or data clearly do not cover all employees (e.g. only reported for operations in one country).</p> <p>✖ [0 points] No: No data, or data over five years old, or undated, or data do not cover palm oil operations.</p>
96 G R T	Number of fatalities as a result of work-based accidents	<p>✔ [1 point] Yes: For whole company or for palm oil operations.</p> <p>🟡 [0.5 points] Partial: Unclear what the provided data relate to, or data over two years old, or data clearly do not cover all employees (e.g. only reported for operations in one country).</p> <p>✖ [0 points] No: No data, or data over five years old, or undated, or data do not cover palm oil operations.</p>
97 G R	Provision of personal protective equipment and pesticide training	<p>Disable if only a trader. If processor then applies to PPE and general training provided, does not need to be for pesticide use specifically.</p> <p>✔ [1 point] Yes: Provides personal protective equipment (PPE) and related training (e.g. pesticide or chemical training) in relation to palm oil operations.</p> <p>🟡 [0.5 points] Partial: Only mentions PPE or training, or data clearly do not cover all employees (e.g. only reported for operations in one country).</p> <p>✖ [0 points] No: No provision of PPE and pesticide training reported.</p>


	Certification standards	
ID	Indicator	Research protocols
98 G R T	Member of the Roundtable on Sustainable Palm Oil (RSPO)	<p>✔ [1 point] Yes: Whole company or group is a member of RSPO.</p> <p>🟡 [0.5 points] Partial: Only subsidiary or subsidiaries is/are members.</p> <p>✖ [0 points] No: Neither company or any of its oil palm subsidiaries are members, or RSPO membership is currently suspended (if company is suspended from the RSPO, it is still assessed against RSPO indicators).</p>

99 G R T	Submitted most recent RSPO Annual Communication of Progress (ACOP)	<p>If company recently joined the RSPO they do not have to submit an ACOP in the first year: disable indicator for the first year.</p> <p>✔ [0.5 points] Yes: Submitted last ACOP.</p> <p>✘ [0 points] No: Did not submit last ACOP (if company is suspended from the RSPO, it is still assessed against indicator).</p>
100 G	Listed all countries and regions in which operates in most recent RSPO Annual Communication of Progress (ACOP)	<p>If company recently joined the RSPO they do not have to submit an ACOP in the first year: disable indicator for the first year. Disable if only a processor/trader.</p> <p>✔ [0.5 points] Yes: All locations the company reports it operates in as a palm oil grower are reported in ACOP.</p> <p>✘ [0 points] No: Country or province not reported, or most recent ACOP unpublished (if company is suspended from the RSPO, it is still assessed against indicator), or not an RSPO member.</p> <p>External source: RSPO ACOP 2.3.1 Indonesia - Please indicate which province(s); 2.3.2 Malaysia - please indicate which state(s); 2.3.3 Other - please indicate which country(ies).</p>
101 G	Time-bound plan for achieving 100% RSPO certification of estates within 5 years or achieved 100% RSPO-certification of estates	<p>Disable if only a processor/trader.</p> <p>✔ [0.5 points] Yes: Target within five years or already met.</p> <p>✘ [0 points] No: Target over five years or target missed.</p> <p>External source: RSPO ACOP 4.2 Year expected to achieve 100% RSPO certification of estates.</p>
102 G	Time-bound plan for achieving 100% RSPO certification of scheme/associated smallholders within 5 years or achieved 100% RSPO-certification of scheme/associated smallholders	<p>Disable if only a processor/trader or if have no scheme/associated smallholders.</p> <p>✔ [0.5 points] Yes: Target within five years or already met.</p> <p>✘ [0 points] No: Target over five years or target missed.</p> <p>External source: RSPO ACOP 4.3 Year expected to achieve 100% RSPO certification of associated smallholders and outgrowers.</p>
103 R	Year expected to achieve 100% RSPO certification of all palm product processing facilities	<p>Disable if not a processor/trader.</p> <p>✔ [0.5 points] Yes: Target year specified or already met target.</p> <p>✘ [0 points] No: No target year specified.</p> <p>External source: RSPO ACOP (processor) 3.3 Year expected to achieve 100% RSPO certification of all palm product processing facilities.</p>

<p>104 G R T</p>	<p>RSPO-certified within three years of joining the RSPO or by November 2010, for companies joining prior to finalisation of the RSPO certification systems in November 2007</p>	<p>✔ [0.5 points] Yes: Certified within three years or prior to November 2010, or within three years from when mills built if did not have mills when joined. ✘ [0 points] No: Not certified within timeframes stated above. External source: RSPO ACOP 4.1 Year of first RSPO estate certification (planned or achieved); (processor) 3.1 Year of first supply chain certification (planned or achieved).</p>
<p>105 G R</p>	<p>Percentage of mills RSPO-certified (above 75%)</p>	<p>Disable if only a trader or if do not own any mills. Number of mills certified divided by total number of mills. ✔ [2 points] Yes: 75%-100%. 🟡 [1.5 points] Partial: 50-74%. 🟡 [1 points] Partial: 25-49%. 🟡 [0.5 points] Partial: 1-24%. ✘ [0 points] No: 0%. External sources: RSPO ACOP 2.6.2 Number of Palm Oil Mills certified; RSPO certified growers.</p>
<p>106 G</p>	<p>Percentage of area (ha) RSPO-certified (above 75%)</p>	<p>Disable if only a processor/trader. Total certified area divided by total land owned/managed for palm oil. ✔ [2 points] Yes: 75%-100%. 🟡 [1.5 points] Partial: 50-74%. 🟡 [1 point] Partial: 25-49%. 🟡 [0.5 points] Partial: 1-24%. ✘ [0 points] No: 0%. External sources: RSPO ACOP 2.2.2 Total certified area; RSPO certified growers.</p>
<p>107 G</p>	<p>Percentage of scheme/associated smallholders (ha) RSPO-certified (above 75%)</p>	<p>Disable if only a processor/trader or if no schemed smallholders. Land certified under scheme/plasma smallholders (ha) divided by total land under scheme/plasma smallholders (ha), or FFB volume supplied by scheme smallholders that is certified divided by total volume of FFB supplied by scheme smallholders. ✔ [2 points] Yes: 75%-100%. 🟡 [1.5 points] Partial: 50-74%. 🟡 [1 point] Partial: 25-49%. 🟡 [0.5 points] Partial: 1-24%. ✘ [0 points] No: 0%. External source: RSPO ACOP 2.1.6.1 Total land under scheme/plasma smallholders uncertified; 2.5.3 Scheme/plasma; 2.5.4 Associated smallholders.</p>


<p>108 G</p>	<p>Percentage of FFB supply (tonnes) from independent FFB suppliers that is RSPO-certified (above 75%)</p>	<p>Disable if only a processor/trader or if no independent suppliers, inclusive of independent smallholders, outgrowers or other 3rd party suppliers. Amount of FFB volume supplied that is certified (for independent smallholders, outgrowers and/or other 3rd party suppliers) divided by total FFB volume that is supplied.</p> <p>✔ [2 points] Yes: 75%-100%. P [1.5 points] Partial: 50-74%. P [1 point] Partial: 25-49%. P [0.5 points] Partial: 1-24%. ✘ [0 points] No: 0%.</p> <p>External source: RSPO ACOP 2.5.5 Independent smallholders; 2.5.6 Outgrowers; 2.5.7 Other 3rd party supplier Total FFB volume that is supplied.</p>
<p>109 R T</p>	<p>Percentage of all palm oil and oil palm products handled/traded/processed (tonnes) that are RSPO-certified (above 75%)</p>	<p>Disable if not processor/trader. Total volume handled/traded/processed in year that is RSPO-certified divided by total volume handled/processed/traded in year.</p> <p>✔ [2 points] Yes: 75%-100%. P [0.5 points] Partial: 50-74%. P [0.5 points] Partial: 25-49%. P [0.5 points] Partial: 1-24%. ✘ [0 points] No: 0%.</p> <p>External source: RSPO ACOP (processor) 2.2.5 Total volume of all palm oil and oil palm products handled/traded/processed in the year; 2.3.1 Volume handled/traded/processed in the year that is RSPO-certified (tonnes).</p>
<p>110 G R T</p>	<p>Sells or processes/trades RSPO-certified palm oil through Segregated or Identity Preserved supply chains</p>	<p>✔ [1 point] Yes: Sells (or processes/trades if only trader) Segregated and/or Identity Preserved. Can be in combination with others. ✘ [0 points] No: Does not sell or process/trade Segregated or Identity Preserved palm oil.</p> <p>External source: RSPO ACOP 3.1.3 Segregated; 3.1.4 Identity Preserved?; (processor) 2.3.1 Volume handled/traded/processed in the year that is RSPO-certified.</p>
<p>111 G</p>	<p>Indonesia Sustainable Palm Oil (ISPO) certified (100%)</p>	<p>Disable if only a processor/trader or if do not operate in Indonesia.</p> <p>✔ [1 point] Yes: 100% of company's operations (mills and estates) ISPO certified. Must state certified rather than audits been done or similar. P [0.5 points] Partial: Some of company's operations are ISPO certified. ✘ [0 points] No: Not certified or only reports audits have been done.</p>
<p>112 G</p>	<p>Malaysia Sustainable Palm Oil (MSPO) certified</p>	<p>Disable if only a processor/trader or if do not operate in Malaysia.</p> <p>✔ [1 point] Yes: More than one of the company's operations is MSPO certified (if mill and estate in same location this is counted as one operation). P [0.5 points] Partial: Only one of the company's operations (mill and estate) is MSPO certified. ✘ [0 points] No: Not certified or only reports audits have been done.</p> <p>External source: MSPO certified plantations, mills and smallholders.</p>

113 G R T	Certified under voluntary sustainability certification scheme (e.g. ISCC, SAN, RSB, etc.)	<ul style="list-style-type: none"> ✔ [1 point] Yes: Any of the company's palm oil operations certified under voluntary schemes, including ISCC, SAN, RSB, and organic certification. 🟡 [0.5 points] Partial: Only ISO 14001 certified, or audited, but not yet clearly certified. ✖ [0 points] No: Member of scheme/s, but not yet certified or audited.
---------------------------	---	--

 Smallholders and suppliers		
ID	Indicator	Research protocols
114 G	Programme to support scheme smallholders	<p>Disable if only a processor/trader or if no scheme/plasma/associated smallholders.</p> <ul style="list-style-type: none"> ✔ [1 point] Yes: Has programme to support scheme smallholders and provides details of types of support. 🟡 [0.5 points] Partial: Supporting smallholders, but unclear what type of smallholders or no details of support provided. ✖ [0 points] No: Does not have programme to support scheme smallholders. <p>Note: For example, if operates in Indonesia, can be awarded for plasma programme if clearly states provides support (i.e. operates a plasma programme providing training on good agricultural practices), or if clearly states provides support to scheme smallholders to achieve RSPO certification. Example activities include: yields and productivity, health and safety training, good agricultural practices, financial management, increasing access to inputs and markets, cooperative development, securing land tenure, certification, providing recycled FFBs as fertiliser.</p>
115 G	Number or percentage of scheme smallholders involved in programme	<p>Disable if only a processor/trader or if no scheme/plasma/associated smallholders.</p> <ul style="list-style-type: none"> ✔ [1 point] Yes: Clearly states number or percentage of supported smallholders. 🟡 [0.5 points] Partial: Provides some details on numbers of smallholders, but unclear how many supported directly, or data over two years old. ✖ [0 points] No: No data, data over five years old, or from an undated source.
116 G	Programme to support independent smallholders	<p>Disable if only a processor/trader or if no independent smallholders.</p> <ul style="list-style-type: none"> ✔ [1 point] Yes: Has programme to support independent smallholders and provides details of types of support. 🟡 [0.5 points] Partial: Supporting independent smallholders, but no details of support provided. ✖ [0 points] No: Does not have a programme to support independent smallholders. <p>External source: RSPO ACOP 9.1 Are you currently supporting any independent smallholder groups? RSPO ACOP 9.2 How are you supporting them?</p>
117 G	Number or percentage of independent smallholders involved in programme	<ul style="list-style-type: none"> ✔ [1 point] Yes: Clearly states how many or percentage of supported smallholders. 🟡 [0.5 points] Partial: Provides some details on numbers of smallholders, but unclear how many supported directly, or data over two years old. ✖ [0 points] No: No data, or data over five years old, or from an undated source.

<p>118 ** R</p>	<p>Procedures in place to prioritise their own and third-party supplying palm oil mills for risk assessments</p>	<p>NEW: Refiner-specific indicator</p> <p>✔ [1 point] Yes: The company publishes procedures it uses to assess mills (e.g. classification as low, medium, and high risk).</p> <p>Ⓟ [0.5 points] Partial: The company states it has a procedure to assess risk levels of mills but provides no further details of the procedure.</p> <p>✘ [0 points] No: No data reported.</p>
<p>119 ** R</p>	<p>Regularly assess and categorise the risk level of all their own and third-party supplying mills</p>	<p>NEW: Refiner-specific indicator</p> <p>✔ [1 point] Yes: The company states that it assesses the risk level of all its mills on an annual basis.</p> <p>Ⓟ [0.5 points] Partial: The company only assesses some mills, or is done less often than annually.</p> <p>✘ [0 points] No: No data reported.</p>
<p>120 ** R</p>	<p>Regularly report the proportion of low, medium, and high risk mills identified in their supply chain</p>	<p>NEW: Refiner-specific indicator</p> <p>✔ [1 point] Yes: The company reports the risk level of all its mills on an annual basis.</p> <p>Ⓟ [0.5 points] Partial: The company only reports the risk level for some mills, or is done less often than annually, or data > 2 years old.</p> <p>✘ [0 points] No: No data reported, or data >5 years old or undated.</p>
<p>121 ** R</p>	<p>Regularly conduct site audits of high risk mills</p>	<p>NEW: Refiner-specific indicator</p> <p>✔ [1 point] Yes: The company conducts site audits of a subset of high risk mills on an annual basis and publishes time-bound action plans to visit all high risk mills over a five year period.</p> <p>Ⓟ [0.5 points] Partial: The company conducts site audits of a subset of their high risk mills on an annual basis but does not publish time-bound action plans to visit remaining mills, or the company conducts site audits less than annually.</p> <p>✘ [0 points] No: No data reported.</p>
<p>122 ** R</p>	<p>Programme to support high risk mills to become compliant with own sourcing policies</p>	<p>NEW: Refiner-specific indicator</p> <p>✔ [1 point] Yes: The company has a program to support high risk mills and provides examples of types of support it provides.</p> <p>Ⓟ [0.5 points] Partial: The company states that it provides support but does not give further details of the type of support it provides.</p> <p>✘ [0 points] No: No data reported.</p> <p>Note: Examples of support include training on company policies or best practices, technical assistance to remediate non-compliances, or financial support.</p>
<p>123 ** R</p>	<p>Time-bound action plans (including Key Performance Indicators) for suppliers to be in compliance with palm oil sourcing commitments</p>	<p>NEW: Refiner-specific indicator</p> <p>✔ [1 point] Yes: The company publishes time-bound action plans for all of its suppliers to be in compliance with its palm oil sourcing commitments.</p> <p>Ⓟ [0.5 points] Partial: The company only publishes action plans for some of its suppliers, or the published action plans are not time-bound.</p> <p>✘ [0 points] No: No data reported.</p>

124 G R T	Process used to prioritise, assess and/or engage suppliers on compliance with company's policy and/or legal requirements	<p>Disable if no suppliers.</p> <p>✓ [1 point] Yes: Describes the tools or method that the company uses to prioritise, assess and/or engage suppliers on legal or policy compliance (e.g. risk assessments, monitoring, details of engagement process).</p> <p>Ⓟ [0.5 points] Partial: Only describes process for ensuring compliance with some parts of legal or policy requirements (i.e. only refers to human rights compliance), or states has a process but limited detail given.</p> <p>✗ [0 points] No: No information available.</p>
125 G R T	Suspension or exclusion criteria for suppliers	<p>✓ [1 point] Yes: Clearly states criteria by which suppliers are excluded, such as steps that will be taken and timeframes for action.</p> <p>Ⓟ [0.5 points] Partial: Only states criteria with no timeframes for action or steps taken given, or unclear what the criteria are.</p> <p>✗ [0 points] No: No criteria available.</p>
126 G R T	Percentage of suppliers assessed and/or engaged on compliance with company requirements	<p>Disable if no suppliers.</p> <p>✓ [1 point] Yes: Clearly provides figure on number or percentage of suppliers assessed/engaged.</p> <p>Ⓟ [0.5 points] Partial: Unclear figures, or information only relates to one part of company's operations (i.e. only one country operating in), or data over two years old.</p> <p>✗ [0 points] No: No data, or data over five years old, or undated.</p>
127 ** R	Proportion of direct and indirect supply that comes from palm oil plantations which are compliant with their palm oil sourcing policies	<p>NEW: Refiner-specific indicator</p> <p>✓ [1 point] Yes: The company reports the proportion of direct (volume) and indirect supply (volume or # suppliers) that are compliant with their sourcing policies.</p> <p>Ⓟ [0.5 points] Partial: The company only reports some of this information, or data > 2 years old.</p> <p>✗ [0 points] No: No data reported, or data >5 years old or undated.</p>

	Governance and grievances	
ID	Indicator	Research protocols
128 G R T	Commitment to ethical conduct and prohibition of corruption	<p>✓ [1 point] Yes: Commitment to both ethical or fair conduct and prohibition of corruption (or bribery or fraud).</p> <p>Ⓟ [0.5 points] Partial: Only mentions one.</p> <p>✗ [0 points] No: No commitment.</p>
129 G R T	Whistleblowing procedure	<p>✓ [1 point] Yes: Information on whistleblowing procedure or how to report unethical conduct. For example, flowchart or clear description of steps taken, including how whistleblowers are protected.</p> <p>Ⓟ [0.5 points] Partial: Only states it allows for whistleblowing, but no details.</p> <p>✗ [0 points] No: No information available.</p>

130 G R T	Own grievance or complaints system	<p>✔ [1 point] Yes: Information on grievance or complaints system e.g. employees can fill in a specific form if they have a grievance, or flowchart, or clear description of steps.</p> <p>Ⓜ [0.5 points] Partial: Only states it has a grievance system, but no other details, or only system for certain issues or only in relation to certain policies.</p> <p>✘ [0 points] No: No information available.</p>
131 G R T	Grievance or complaints system is accessible to internal and external stakeholders	<p>✔ [1 point] Yes: Grievance or complaints system is accessible to internal and external stakeholders.</p> <p>✘ [0 points] No: No grievance or complaints system, or system is only accessible to internal or external stakeholders; or unclear who it is accessible to.</p>
132 G R T	Details of grievances disclosed	<p>Details of grievances disclosed, if anonymity not requested, including the following: date, issue, complainant category, actions taken, and status.</p> <p>✔ [2 points] Yes: All details disclosed.</p> <p>Ⓜ [1 point] Partial: Three or four details.</p> <p>Ⓜ [0.5 points] Partial: One or two details.</p> <p>✘ [0 points] No: None, or only provide a summary table on number and type of grievances, or data over five years old.</p>