

TA ANN Holdings

Total score:

24.7%

Latest update: July 2020

Next scheduled: July 2021

About this company:

Founded in 1985, Ta Ann is a Malaysianbased timber producer. The company is also involved in timber processing, as well as the manufacturing, trading and distribution of products such as furniture. Ta Ann also owns oil palm plantations, though these operations are not yet assessed on SPOTT.

Landbank 396,188 hectares

Market cap: 252,837,769 USD

Thomson Reuters ticker: TAAN.KL

Bloomberg ticker: TAH:MK


ISIN: MYL501200009

Activities: Timber production; Timber processing and manufacturing; Trading and distribution

Locations: Sarawak

Headquarters: Malaysia

Website: <http://www.taann.com.my>
[Latest annual report \(2018\)](#) | [Sustainability report \(2018\)](#)

Total:	40.5 / 164	24.7%
		



> Sustainability policy and leadership

4.5 / 12 37.5%

 1 media report



1. Sustainable forestry policy or commitment for all its operations?

✓ 1 / 1 [Source](#)

2. Sustainable forestry policy or commitment applies to all suppliers?

✗ 0 / 1

3. High-level position of responsibility for sustainability?

The company reports it has a "special unit" to assist the Board of Directors on corporate governance, and this seems to include broader sustainability. It is not clear which individual holds ultimate responsibility for the group's sustainability.

P 0.5 / 1 [Source](#)

4. One or more members within the board of the company have responsibility for sustainability?

✗ 0 / 1

5. Percentage or number of women in senior management team?

3 - The company reports the profile of members in the senior management team, of which three are women and six are men.

P 0.5 / 1 [Source](#)

6. Percentage or number of women board members?

P 0.5 / 1 [Source](#)

1 - The company reports the profile of board members, of which one is a woman and nine are men.	✗	0 / 1
<p>7. Member of multiple industry schemes or other external initiatives to reduce negative environmental or social outcomes associated with timber and pulp production?</p>	✗	0 / 1
<p>8. Collaboration with stakeholders to reduce negative environmental or social outcomes associated with timber and pulp production?</p> <p>The company refers to a collaboration with UNIMAS, to help "formulate comprehensive conservation plan for our FMUs and training for our employees in conservation management". It also has signed an MoU with the Leibniz Institute for Zoo and Wildlife Research for work on camera trapping terrestrial mammals from Jan-Sept 2019 in its Raplex FMU.</p>	✓	1 / 1 Source
<p>9. Sustainability report published within last two years?</p> <p>The company reports its detailed sustainability management progress within its annual report.</p>	✓	1 / 1 Source
10. Reports through standardised reporting systems?	✗	0 / 1
11. Climate risks assessment available?	✗	0 / 1
12. Natural capital assessment available?	✗	0 / 1



> Landbank, maps and traceability

6.25 / 23 27.2%

⚠ 1 media report



<p>13. Lists countries and operations?</p> <p>The company reports that it has forest concessions, timber harvesting, shipping operations and downstream wood-based industries based in Malaysia.</p>	✓	1 / 1 Source
14. Lists countries sourcing from?	✗	0 / 1
<p>15. Total area of natural forest designated for wood/wood fibre production (ha)?</p> <p>359,180 - This figure is the sum of five forest concessions, but the information is undated. The company refers to "timber concession and harvesting" so it is unclear if this includes both natural forest and timber plantations. Figures totalling 345,943 ha are referred to in the 2018 annual report, but it is again unclear if these refer to natural forest or plantation.</p>	✗	0 / 1 Source
<p>16. Total area of forest plantation (ha)?</p> <p>37,008 - The company reports this as the planted area in 2016 within its total licensed area of 310,713 ha for forest plantation (though note this total licensed area figure is undated and contradicts figures reported elsewhere on the website). It also stated in 2016 that the target for new planting in 2017 was 1,336 ha, so the total may now be higher. A more up-to-date figure could not be found. The company also reports 30,796 ha of trees planted under its 'Reforestation Division' in its 2018 annual report, but the scope of this figure is also unclear.</p>	P	0.5 / 1 Source

<p><input type="checkbox"/> 17. Area of plantation/natural forest within outgrower schemes (ha)?</p>	<p>✘</p>	<p>0 / 1</p>
<p><input type="checkbox"/> 18. Unplanted (areas designated for future development as plantation forest) (ha)?</p>	<p>✘</p>	<p>0 / 1</p>
<p><input type="checkbox"/> 19. Conservation set-aside area, including HCV area (ha)? The company states "Integrated landscape management is practised in forest plantation licences with 70 % of project areas conserved as stream buffer, HCV reserves, steep terrain, and green belts for fauna and biodiversity conservation" but this figure is undated, the actual hectareage cannot be accurately calculated due to conflicting and unclear figures, and this 70% refers to plantations and does not cover all the company's operations.</p>	<p>✘</p>	<p>0 / 1 Source</p>
<p><input type="checkbox"/> 20. Area of Intact Forest Landscape (ha)?</p>	<p>✘</p>	<p>0 / 1</p>
<p><input type="checkbox"/> 21. Number of Forest Management Units (FMUs)? 15 - There are five timber concessions and nine forest plantations reported, but these figures are all undated or more than five years old. It is also possible there is a 10th plantation belonging to the company - a Global Forest Watch dataset lists "LPF/0043 Sarawak Planted Forest - SFD" as belonging to "KTS/Samling/Ta Ann".</p>	<p>✘</p>	<p>0 / 1 Source</p>
<p><input type="checkbox"/> 22. Maps of forest management units (FMUs)? The company provides static maps of timber concessions and plantations on its website. Concession boundaries for five natural forest concessions and 10 plantations are provided on WRI Global Forest Watch, but it is unclear if these represent all FMUs.</p>	<p>P</p>	<p>0.5 / 1 Source</p>
<p><input type="checkbox"/> 23. Forest management plans available for all FMUs? Forest Management Plan summary was found for one FMU, KAPIT.</p>	<p>P</p>	<p>0.5 / 1 Source</p>
<p><input checked="" type="checkbox"/> 24. Monitoring of forest management plan implementation available? [Externally verified] Points for external verification have been awarded on the basis of the company's PEFC-certification. As the International Standard's requirements do not fully meet the SPOTT indicator criteria limited, externally verified points have therefore been awarded for this indicator. Also, the summary of forest monitoring is available for Kapit.</p>	<p>P</p>	<p>0.75 / 1 Source</p>
<p><input checked="" type="checkbox"/> 25. Company has provided valid legal documents to Open Timber Portal on use right (at the time of SPOTT assessments)? This indicator is disabled as the company reports that it doesn't operate in a geography currently covered by Open Timber Portal.</p>		
<p><input checked="" type="checkbox"/> 26. Company has provided valid legal documents to Open Timber Portal on forest management (at the time of SPOTT assessments)? This indicator is disabled as the company reports that it doesn't operate in a geography currently covered by Open Timber Portal.</p>		
<p><input checked="" type="checkbox"/> 27. Company has provided valid legal documents to Open Timber Portal on timber harvesting (at the time of SPOTT assessments)? This indicator is disabled as the company reports that it doesn't operate in a geography currently covered by Open Timber Portal.</p>		
<p><input type="checkbox"/> 28. Names and locations of all third-party supplying FMUs?</p>	<p>✘</p>	<p>0 / 1</p>

<input type="checkbox"/> 29. Number of company owned sawmills?	✓	1 / 1 Source
2 - The company lists two "sawmill factories" in its 2018 annual report.		
<input type="checkbox"/> 30. Names and locations of company owned sawmills?	✗	0 / 1 Source
The company provides an address next to the name of each of its "sawmill factories", but these addresses are not specific enough to allow the location of the mills to be found online.		
<input type="checkbox"/> 31. Number of company-owned pulp and paper mills?		
This indicator is disabled as the company reports that it doesn't own pulp or paper mills.		
<input type="checkbox"/> 32. Names and locations of company-owned pulp and paper mills?		
This indicator is disabled as the company reports that it doesn't own pulp or paper mills.		
<input type="checkbox"/> 33. Reports total volumes (or percentages) sourced by company-owned sawmills that come from company's own operations and/or third-parties?	✓	1 / 1 Source
The company reports 15,002 cubic metres produced in 2018 from the sawmilling division of the company.		
<input type="checkbox"/> 34. Reports total volumes (or percentages) sourced by company-owned pulp and paper mills that come from company's own operations and/or third-parties?		
This indicator is disabled as the company reports that it doesn't own pulp or paper mills.		
<input type="checkbox"/> 35. Number of third party supplying mills?	✗	0 / 1
<input type="checkbox"/> 36. Names and locations of all third party supplying mills?	✗	0 / 1
<input type="checkbox"/> 37. Reports total volume (or percentages) sourced from third-party supplying mills that come from the supplying mills' own operations and/or third parties?	✗	0 / 1
<input type="checkbox"/> 38. Procedures to trace raw materials to country of harvest?	P	0.5 / 1 Source
The company has PEFC CoC certification.		
<input type="checkbox"/> 39. Percentage of supply traceable to country of harvest?	✗	0 / 1
<input type="checkbox"/> 40. Procedures to trace raw materials to FMU level?	P	0.5 / 1 Source
The company makes this commitment through the PEFC International Chain of Custody Standard (PEFC ST 2002:2013). As the Standard's requirements do not fully meet the SPOTT indicator criteria partial points have been awarded on the basis of the company's PEFC CoC certification.		
<input type="checkbox"/> 41. Percentage of supply traceable to FMU level?	✗	0 / 1



> Certification standards

0 5 / 9 56%

 7 media reports

		P	0.5 / 1	Source
<input type="checkbox"/>	42. Time-bound plan for achieving 100% third-party legality verification of FMUs or achieved?			
	The company has a commitment to have all long term forest timber licenses certified by the year 2022 but it is unclear if it plans to achieve 100% third-party legality verification of FMUs or achieved.			
		X	0 / 1	Source
<input type="checkbox"/>	43. Percentage area (ha) verified as being in legal compliance by a third party?			
	The company has PEFC (MTSC) Certification for Kapit and Raplex and aims to achieve Forest Management Certification for Pasin in 2020. However, it is unclear what percentage of the company's landbank this covers.			
		X	0 / 1	
<input type="checkbox"/>	44. Time-bound plan to source only wood/wood fibre that is in legal compliance verified by a third party?			
		X	0 / 1	
<input type="checkbox"/>	45. Percentage of all wood/wood fibre supply traded/processed verified as being in legal compliance by a third party?			
		X	0 / 1	
<input type="checkbox"/>	46. Percentage area (ha) FSC FM certified?			
		X	0 / 1	
<input type="checkbox"/>	47. Time-bound plan for achieving 100% FSC FM certification of FMUs or achieved 100% FSC-certification of FMUs?			
		X	0 / 1	
<input type="checkbox"/>	48. Percentage of wood/wood fibre supply (tonnes) from all suppliers that comes from FSC FM certified areas?			
		X	0 / 1	
<input type="checkbox"/>	49. Commitment to source only wood/wood fibre that meets FSC Controlled Wood and/or PEFC Controversial Sources requirements?			
		X	0 / 1	
<input type="checkbox"/>	50. Percentage area (ha) PEFC certified (excluding FSC certified area)?			
	The company has PEFC (MTSC) Certification for Kapit and Raplex and aims to achieve Forest Management Certification for Pasin in 2020. However, it is unclear what percentage of the company's landbank this covers.			



> Deforestation and biodiversity

75 / 22 34.1%

14 media reports




		X	0 / 1	
<input type="checkbox"/>	51. Commitment to zero deforestation or zero conversion of natural ecosystems?			
		✓	1 / 1	Source
<input type="checkbox"/>	52. Commitment to zero deforestation or zero conversion of natural ecosystems applies to all suppliers?			
	The company makes this commitment through the PEFC International Chain of Custody Standard (PEFC ST 2002:2013). Full points have therefore been awarded on the basis of the company's PEFC CoC certification.			

<p><input checked="" type="checkbox"/> 53. Criteria for defining deforestation?</p>	<p>✘</p>	<p>0 / 1</p>
<p><input checked="" type="checkbox"/> 54. Evidence of monitoring deforestation?</p>	<p>✘</p>	<p>0 / 1</p>
<p><input type="checkbox"/> 55. Amount of illegal/non-compliant deforestation recorded?</p>	<p>✘</p>	<p>0 / 1</p>
<p><input type="checkbox"/> 56. Amount of illegal//non-compliant deforestation recorded in supplier operations?</p>	<p>✘</p>	<p>0 / 1</p>
<p><input checked="" type="checkbox"/> 57. Commitment to restoration of non-compliant deforestation/conversion?</p>	<p>✘</p>	<p>0 / 1</p>
<p><input checked="" type="checkbox"/> 58. Commitment to restoration of non-compliant deforestation/conversion applies to all suppliers?</p>	<p>✘</p>	<p>0 / 1</p>
<p><input checked="" type="checkbox"/> 59. Implementing a landscape or jurisdictional level approach? [Externally verified] Points for external verification have been awarded on the basis of the company's PEFC-certification. As the International Standard's requirements do not fully meet the SPOTT indicator criteria limited, externally verified points have therefore been awarded for this indicator.</p>	<p>P</p>	<p>0.75 / 1 Source</p>
<p><input checked="" type="checkbox"/> 60. Commitment to biodiversity conservation?</p>	<p>✓</p>	<p>1 / 1 Source</p>
<p><input checked="" type="checkbox"/> 61. Commitment to biodiversity conservation applies to all suppliers?</p>	<p>✘</p>	<p>0 / 1</p>
<p><input checked="" type="checkbox"/> 62. Identified species of conservation concern, referencing international or national system of species classification? [Externally verified] Points for external verification have been awarded on the basis of the company's PEFC-certification. As the International Standard's requirements do not fully meet the SPOTT indicator criteria limited, externally verified points have therefore been awarded for this indicator.</p>	<p>P</p>	<p>0.75 / 1 Source</p>
<p><input checked="" type="checkbox"/> 63. Examples of species and/or habitat conservation management? Points for external verification have been awarded on the basis of the company's PEFC-certified landbank.</p>	<p>✓</p>	<p>1 / 2 Source</p>
<p><input checked="" type="checkbox"/> 64. Commitment to no hunting or only sustainable hunting of species?</p>	<p>✘</p>	<p>0 / 1</p>
<p><input checked="" type="checkbox"/> 65. Commitment to no hunting or only sustainable hunting of species applies to all suppliers?</p>	<p>✘</p>	<p>0 / 1</p>
<p><input checked="" type="checkbox"/> 66. Commitment to protect forest areas from illegal activities?</p>	<p>✓</p>	<p>1 / 1 Source</p>
<p><input checked="" type="checkbox"/> 67. Commitment to protect forest areas from illegal activities applies to all suppliers?</p>	<p>✘</p>	<p>0 / 1</p>
<p><input checked="" type="checkbox"/> 68. Evidence of protecting forest areas from illegal activities? Points for external verification have been awarded on the basis of the company's PEFC-certified landbank.</p>	<p>✓</p>	<p>1 / 2</p>

<p>69. Commitment to no use of genetically modified organisms?</p>	✗	0 / 1
<p>70. Commitment to no use of genetically modified organisms applies to all suppliers? The company makes this commitment through the PEFC International Chain of Custody Standard (PEFC ST 2002:2013). Full points have therefore been awarded on the basis of the company's PEFC CoC certification.</p>	✓	1 / 1 Source



> **HCV, HCS and impact assessments**



<p>71. Commitment to conduct High Conservation Value (HCV) assessments?</p>	✓	1 / 1 Source
<p>72. Commitment to conduct High Conservation Value (HCV) assessments applies to all suppliers?</p>	✗	0 / 1
<p>73. High Conservation Value (HCV) assessments available? The HCV assessment summary is available for TA ANN Kapit Forest Management Unit. However, this does not cover the entire operations.</p>	P	0.5 / 1 Source
<p>74. High Conservation Value (HCV) management and monitoring plans available? The HCV assessment summary is available for TA ANN Kapit Forest Management Unit. However, this does not cover the entire operations.</p>	P	0.5 / 1 Source
<p>75. Commitment to the High Carbon Stock (HCS) Approach?</p>	✗	0 / 1
<p>76. Commitment to the High Carbon Stock (HCS) Approach applies to all suppliers?</p>	✗	0 / 1
<p>77. High Carbon Stock (HCS) assessments available?</p>	✗	0 / 1
<p>78. Commitment to conduct social and environmental impact assessments (SEIAs)?</p>	✓	1 / 1 Source
<p>79. Commitment to conduct social and environmental impact assessments (SEIAs) applies to all suppliers?</p>	✗	0 / 1
<p>80. Social and environmental impact assessments (SEIAs) available, and associated management and monitoring plans?</p>	✗	0 / 1
<p>81. Company has provided valid legal documents to Open Timber Portal on impact assessments (at the time of SPOTT assessments)? This indicator is disabled as the company reports that it doesn't operate in a geography currently covered by Open Timber Portal.</p>		



> Soils, fire and GHGs

375 / 23 16.3%

<input type="checkbox"/> 82. Commitment to no planting on peat of any depth?	P	0.5 / 1 Source
The company commits to no conversion of Ramsar Peat Forest. However, it is not clear if this covers all the peat forest.		
<input type="checkbox"/> 83. Commitment to no planting on peat of any depth applies to all suppliers?	✗	0 / 1
<input type="checkbox"/> 84. Landbank or planted area on peat (ha)?	✗	0 / 1
<input type="checkbox"/> 85. Implementation of commitment to no planting on peat of any depth?	✗	0 / 1
<input type="checkbox"/> 86. Commitment to best management practices for soils and peat?	✗	0 / 1
<input type="checkbox"/> 87. Commitment to best management practices for soils and peat applies to all suppliers?	✗	0 / 1
<input type="checkbox"/> 88. Evidence of best management practices for soils and peat?	P	0.5 / 2 Source
The company reports that planting of Kelampayan is carried out on suitable skid trails and landing site to supplement future crop, and at the same time to reduce soil erosion and surface run-off.		
<input type="checkbox"/> 89. Commitment to reduced impact logging?	✓	1 / 1 Source
<input type="checkbox"/> 90. Commitment to reduced impact logging applies to all suppliers?	✗	0 / 1
<input type="checkbox"/> 91. Evidence of implementing reduced impact logging practices?	P	0.75 / 2 Source
Points for external verification have been awarded on the basis of the company's PEFC-certification. As the International Standard's requirements do not fully meet the SPOTT indicator criteria limited, externally verified points have therefore been awarded for this indicator.		
<input type="checkbox"/> 92. Commitment to zero burning?	✗	0 / 1
<input type="checkbox"/> 93. Commitment to zero burning applies to all suppliers?	✗	0 / 1
<input type="checkbox"/> 94. Evidence of fire monitoring and management?	✓	1 / 2
Kapit and Raplex, two units of the company have PEFC FM certification.		
<input type="checkbox"/> 95. Details/number of hotspots/fires in company FMUs?	✗	0 / 1
<input type="checkbox"/> 96. Details/number of hotspots/fires in suppliers operations?		


	×	0 / 1
<input checked="" type="checkbox"/> 97. Time-bound commitment to reduce greenhouse gas (GHG) emissions intensity?	×	0 / 1
<input type="checkbox"/> 98. GHG emissions intensity?	×	0 / 1
<input type="checkbox"/> 99. GHG emissions from land use change?	×	0 / 1
<input checked="" type="checkbox"/> 100. Progress towards commitment to reduce GHG emissions intensity?	×	0 / 1
<input type="checkbox"/> 101. Methodology used to calculate GHG emissions?	×	0 / 1



> Water, chemical and waste management

3 / 25 / 15 21.7%

2 media reports



102. Time-bound commitment to improve water use intensity?

This indicator is disabled as the company reports that it doesn't own pulp or paper mills.

103. Water use intensity?

This indicator is disabled as the company reports that it doesn't own pulp or paper mills.

104. Progress towards commitment on water use intensity?

This indicator is disabled as the company reports that it doesn't own pulp or paper mills.

105. Time-bound commitment to improve water quality (BOD and COD)?

This indicator is disabled as the company reports that it doesn't own pulp or paper mills.

106. Progress towards commitment on water quality (BOD and COD)?

This indicator is disabled as the company reports that it doesn't own pulp or paper mills.

107. Treatment of pulp and paper mill effluent?

This indicator is disabled as the company reports that it doesn't own pulp or paper mills.

108. Evidence of sawmill run-off containment and wastewater treatment? × 0 / 1

109. Proportion of processing facilities with closed-loop water treatment system?

This indicator is disabled as the company reports that it doesn't own pulp or paper mills.

<p>110. Commitment to protect natural waterways through buffer zones?</p>	<p>✓ 1 / 1 Source</p>
<p>111. Implementation of commitment to protect natural waterways through buffer zones? [Externally verified] Points for external verification have been awarded on the basis of the company's PEFC-certification. As the International Standard's requirements do not fully meet the SPOTT indicator criteria limited, externally verified points have therefore been awarded for this indicator.</p>	<p>P 0.75 / 1 Source</p>
<p>112. Commitment to minimise the use of chemicals, including pesticides and chemical fertilisers?</p>	<p>✗ 0 / 1</p>
<p>113. Commitment to minimise the use of chemicals, including pesticides and chemical fertilisers, applies to all suppliers?</p>	<p>✗ 0 / 1</p>
<p>114. Evidence of eliminating chlorine and chlorine compounds for bleaching? This indicator is disabled as the company reports that it doesn't own pulp or paper mills.</p>	
<p>115. Commitment to no use of World Health Organisation (WHO) Class 1A and 1B pesticides?</p>	<p>✗ 0 / 1</p>
<p>116. Commitment to no use of World Health Organisation (WHO) Class 1A and 1B pesticides applies to all suppliers?</p>	<p>✗ 0 / 1</p>
<p>117. Commitment to no use of chemicals listed under the Stockholm Convention and Rotterdam Convention?</p>	<p>✗ 0 / 1</p>
<p>118. Commitment to no use of chemicals listed under the Stockholm Convention and Rotterdam Convention applies to all suppliers?</p>	<p>✗ 0 / 1</p>
<p>119. Chemical usage per ha or list of chemicals used?</p>	<p>✗ 0 / 1</p>
<p>120. Implementation of commitment to reduce chemical usage?</p>	<p>✗ 0 / 2</p>
<p>121. Integrated Pest Management (IPM) approach? Points for external verification have been awarded on the basis of the company's PEFC-certification. As the International Standard's requirements do not fully meet the SPOTT indicator criteria limited, externally verified points have therefore been awarded for this indicator.</p>	<p>P 0.75 / 2 Source</p>
<p>122. Waste management system in place to avoid negative impacts? [Externally verified] Points for external verification have been awarded on the basis of the company's PEFC-certification. As the International Standard's requirements do not fully meet the SPOTT indicator criteria limited, externally verified points have therefore been awarded for this indicator.</p>	<p>P 0.75 / 1 Source</p>



 5 media reports



	✘	0 / 1
<p>123. Commitment to human rights?</p>		
	✘	0 / 1
<p>124. Commitment to human rights applies to all suppliers?</p>		
	✘	0 / 1
<p>125. Progress on human rights commitment ?</p>		
	P	0.5 / 1 Source
<p>126. Commitment to respect Indigenous and local communities' rights? The company states that it respects the rights of local communities and that it "respects and recognises local customs and Native Customary Rights as defined by regional laws such as the Land Code" in its forest plantations. However, it does not refer to the UN Declaration on Rights of Indigenous Peoples or ILO Indigenous and Tribal Peoples Convention.</p>		
	P	0.5 / 1 Source
<p>127. Commitment to Indigenous and local communities' rights applies to all suppliers? The company makes this commitment through the PEFC International Chain of Custody Standard (PEFC ST 2002:2013). As the Standard's requirements do not fully meet the SPOTT indicator criteria partial points have been awarded on the basis of the company's PEFC CoC certification.</p>		
	P	0.5 / 1 Source
<p>128. Commitment to respect legal and customary land tenure rights?</p>		
	✓	1 / 1 Source
<p>129. Commitment to legal and customary land rights applies to all suppliers? The company makes this commitment through the PEFC International Chain of Custody Standard (PEFC ST 2002:2013). Full points have therefore been awarded on the basis of the company's PEFC CoC certification.</p>		
	P	0.5 / 1 Source
<p>130. Commitment to free, prior and informed consent (FPIC)? The company only states FPIC will be carried out "where appropriate" and that it is "recognizing and managing the customary rights, use rights and social facets of the local communities through open, consultative and participatory relationships".</p>		
	✘	0 / 1
<p>131. Commitment to free, prior and informed consent (FPIC) applies to all suppliers?</p>		
	✘	0 / 1
<p>132. Details of free, prior and informed consent (FPIC) process available?</p>		
	P	0.75 / 1 Source
<p>133. Examples of local stakeholder engagement to prevent conflicts? The company reports that it has engagement methods such as meetings, joint exercises, training and employment opportunities for the local communities and smallholders.</p>		
	✘	0 / 1
<p>134. Details of process for addressing land conflicts available?</p>		
	✘	0 / 1
<p>135. Supports the inclusion of women across forestry operations, including addressing barriers faced?</p>		
<p>136. Company has provided valid legal documents to Open Timber Portal on population rights (at the</p>		

time of SPOTT assessments)?		
This indicator is disabled as the company reports that it doesn't operate in a geography currently covered by Open Timber Portal.		
	✘	0 / 1
■ 137. Commitment to enable sustainable use of non-timber forest products (NTFPs) by local communities?		
	✓	1 / 1 Source
■ 138. Commitment to provide essential community services and facilities ?		
	✘	0 / 2
■ 139. Progress on commitment to provide essential community services and facilities?		
The company provides various examples where it contributes in the form of sponsorship to social causes, welfare homes and charitable events but the data is undated.		
	✘	0 / 1
■ 140. Commitment to provide business/work opportunities for local communities?		
■ 141. Company has provided valid legal documents to Open Timber Portal on labour regulations (at the time of SPOTT assessments)?		
This indicator is disabled as the company reports that it doesn't operate in a geography currently covered by Open Timber Portal.		
	✓	1 / 1 Source
■ 142. Commitment to Fundamental ILO Conventions or Free and Fair Labour Principles?		
The company makes this commitment through the PEFC International Chain of Custody Standard (PEFC ST 2002:2013). Full points have therefore been awarded on the basis of the company's PEFC CoC certification.		
	✓	1 / 1 Source
■ 143. Commitment to Fundamental ILO Conventions or Free and Fair Labour Principles applies to all suppliers?		
The company makes this commitment through the PEFC International Chain of Custody Standard (PEFC ST 2002:2013). Full points have therefore been awarded on the basis of the company's PEFC CoC certification.		
	P	0.75 / 1 Source
■ 144. Progress on commitment to respect all workers' rights?		
[Externally verified] Points for external verification have been awarded on the basis of the company's PEFC-certification. As the International Standard's requirements do not fully meet the SPOTT indicator criteria limited, externally verified points have therefore been awarded for this indicator.		
	✘	0 / 1
■ 145. Commitment to eliminate gender related discrimination with regards to employment?		
	✘	0 / 1
■ 146. Commitment to eliminate gender related discrimination with regards to employment applies to all suppliers?		
	✘	0 / 1
■ 147. Progress on commitment to eliminate gender related discrimination with regards to employment?		
	✘	0 / 1
■ 148. Percentage or number of temporary employees?		
	✘	0 / 1 Source
■ 149. Percentage or number of women employees?		

<input type="checkbox"/> 150. Commitment to pay at least minimum wage?	×	0 / 1
<input type="checkbox"/> 151. Commitment to pay at least minimum wage applies to all suppliers?	×	0 / 1
<input type="checkbox"/> 152. Progress on commitment to pay at least minimum wage?	×	0 / 1
<input type="checkbox"/> 153. Reporting of salary by gender?	×	0 / 1
<input type="checkbox"/> 154. Commitment to address occupational health and safety? The company has a health and safety policy, but this does not refer to the ILO Code of Practice on Safety and Health in Forestry Work.	P	0.5 / 1 Source
<input type="checkbox"/> 155. Commitment to address occupational health and safety applies to all suppliers? The company makes this commitment through the PEFC International Chain of Custody Standard (PEFC ST 2002:2013). As the Standard's requirements do not fully meet the SPOTT indicator criteria partial points have been awarded on the basis of the company's PEFC CoC certification.	P	0.5 / 1 Source
<input type="checkbox"/> 156. Provision of personal protective equipment and related training? [Externally verified] Points for external verification have been awarded on the basis of the company's PEFC-certification. As the International Standard's requirements do not fully meet the SPOTT indicator criteria limited, externally verified points have therefore been awarded for this indicator.	P	0.75 / 1 Source
<input type="checkbox"/> 157. Time lost due to work-based injuries?	×	0 / 1
<input type="checkbox"/> 158. Number of fatalities as a result of work-based accidents?	×	0 / 1



> Smallholders and suppliers

0 / 8 0%

<input type="checkbox"/> 159. Commitment to support smallholders?	×	0 / 1
<input type="checkbox"/> 160. Programme to support outgrower scheme and/or independent smallholders?	×	0 / 1
<input type="checkbox"/> 161. Percentage of outgrower scheme and/or independent smallholders involved in programme?	×	0 / 1
<input type="checkbox"/> 162. Process used to prioritise, assess and/or engage suppliers on compliance with company's policy and/or legal requirements? The company reports that it carries formal and informal briefings and meetings and surveys policy and commitment to create awareness of company policy and commitment to sustainable palm oil production and its role in it. However, the company does not report in reference to timber production.	×	0 / 1 Source


<p>163. Number or percentage of suppliers assessed and/or engaged on compliance with company's policy and/or legal requirements?</p>	<p>✗ 0 / 1</p>
<p>164. Suspension or exclusion criteria for suppliers?</p>	<p>✗ 0 / 1</p>
<p>165. Timebound action plans (including Key Performance Indicators) for suppliers to be in compliance with timber and pulp sourcing commitments?</p>	<p>✗ 0 / 1</p>
<p>166. Proportion of direct and indirect supply that comes from FMUs which are compliant with timber and pulp sourcing policies?</p>	<p>✗ 0 / 1</p>



> Governance and grievances

25 / 7 35.7%

⚠ 5 media reports



<p>167. Commitment to ethical conduct and prohibition of corruption?</p>	<p>✓ 1 / 1 Source</p>
<p>168. Commitment to ethical conduct and prohibition of corruption applies to all suppliers?</p>	<p>✗ 0 / 1 Source</p>
<p>169. Progress on commitment to ethical conduct and prohibition of corruption? The company provides a Reporting Process Flowchart for company employees and other stakeholders but no other details are available.</p>	<p>P 0.5 / 1 Source</p>
<p>170. Company has provided valid legal documents to Open Timber Portal on legal registration (at the time of SPOTT assessments)? This indicator is disabled as the company reports that it doesn't operate in a geography currently covered by Open Timber Portal.</p>	
<p>171. Disclosure of the company's management approach to tax and payments to governments?</p>	<p>✗ 0 / 1</p>
<p>172. Company has provided valid legal documents to Open Timber Portal on taxes, fees and royalties (at the time of SPOTT assessments)? This indicator is disabled as the company reports that it doesn't operate in a geography currently covered by Open Timber Portal.</p>	
<p>173. Whistleblowing procedure?</p>	<p>✓ 1 / 1 Source</p>
<p>174. Own grievance or complaints system open to all stakeholders?</p>	<p>✗ 0 / 1</p>
<p>175. Details of complaints and grievances disclosed?</p>	

Media monitor: TA ANN Holdings

SPOTT monitors global media sources for coverage of assessed companies. The media monitor gathers reports about specific activities related to the assessment indicator categories. ZSL does not assess or score the validity of media coverage, but users can explore the media monitor to provide context on implementation, and infer risks associated with reported operations on the ground.

Last media reports:

Timber and pulp media reports (18)



July 2018

Ta Ann gets sustainable timber management certification for its local operations

[Visit external site](#)



Show media reports

By category By year

All media reports



1



1

