

# Cikel Group

Timber and pulp assessment

Total score:

15.7%

Latest update: July 2019

Next scheduled: July 2020

[Download data \(CSV\)](#)

[Download page \(PDF\)](#)

## About this company:

Founded in 1977, Cikel Group operates in the forest products supply chain and iron industry, with forestry operations in Brazil. Its forestry arm, Cikel Brasil Verde Madeiras Ltda, produces tropical timber products and by-products and is one of the largest producers of sawnwood in the Brazilian Amazon. Cikel Group is involved in timber production, processing and manufacturing and is also one of the largest producers of wood flooring in Brazil.

Landbank	212,131 hectares
Thomson Reuters ticker:	Private company
Bloomberg ticker:	Private company
Activities:	Timber production, timber processing and manufacturing, trading and distribution
Locations:	Brazil (Para, Parana, Maranhao)
Headquarters:	Brazil
Website:	<a href="http://www.cikel.com.br/Sustainability report (2010)">http://www.cikel.com.br/Sustainability report (2010)</a>

Total:

19 / 121

15.7%



## > Sustainability policy and leadership



15 / 9 16.7%

1. Sustainable forestry policy or commitment for all its operations?

✗ 0 / 1 No source

2. Sustainability policy or commitment applies to all sourcing?

✗ 0 / 1 No source

3. High-level position of responsibility for sustainability?

✗ 0 / 1 No source

4. One or more board members have responsibility for sustainability?

This indicator is disabled as the company is not publicly listed. Please note that ZSL has been unable to confirm this

5. Percentage or number of women board members?

This indicator is disabled as the company is not publicly listed. Please note that ZSL has been unable to confirm this

6. Percentage or number of women in senior management team?

✗ 0 / 1 Source

The company only reports that 1.05% of management level positions are occupied by women. The data is from 2010

7. Sustainability report published within last two years?

✗ 0 / 1 Source

The company last produced a sustainability report in 2010

<p style="text-align: right;">P 0.5 / 1 Source</p> <p><b>8. Member of multiple industry schemes or other external initiatives to improve forest management or transparency?</b> The company is a member of FSC</p>
<p style="text-align: right;">✓ 1 / 1 Source</p> <p><b>9. Activities with government, NGOs or academic institutions to improve the sustainability of forest products?</b> Partnership with the Tropical Forest Institute (IFT) to disseminate low impact harvesting practices in forest management. Promotes academic and scientific development through partnerships with institutions such as: Rural University of Amazonia (UFRA), Federal University of Pará (UFPA), Embrapa Amazônia Oriental and others</p>
<p style="text-align: right;">✗ 0 / 1 No source</p> <p><b>10. Climate risks assessment available?</b></p>
<p style="text-align: right;">✗ 0 / 1 No source</p> <p><b>11. Natural capital assessment available?</b></p>



<p>&gt; Landbank, mills and traceability <span style="float: right;">?</span></p>
<p style="text-align: right;">✓ 1 / 1 Source</p> <p><b>12. Lists countries and operations?</b> The company reports that its timber exploration and processing operations are located in Brazil</p>
<p style="text-align: right;">P 0.5 / 1 Source</p> <p><b>13. Total area of natural forest designated for wood/wood fibre production (ha)?</b> 209,131 - The figure is for the company's Rio Capim unit, which does not cover all of the company's operations</p>
<p style="text-align: right;">P 0.5 / 1 Source</p> <p><b>14. Total area of forest plantation (ha)?</b> 3,000 - Data as of 2016</p>
<p style="text-align: right;">✗ 0 / 1 No source</p> <p><b>15. Area of plantation/natural forest within outgrower schemes (ha)?</b></p>
<p style="text-align: right;">✗ 0 / 1 No source</p> <p><b>16. Unplanted (areas designated for future development as plantation forest) (ha)?</b></p>
<p style="text-align: right;">P 0.5 / 1 Source</p> <p><b>17. Conservation set-aside and/or HCV area (ha)?</b> 4,161.51 - The company reports an HCV area of 4,161.51 ha, however it is unclear if this figure covers all of the company's conservation areas. In 2010, the company also reported that it had a Permanent Preservation Area of 19,010 ha, however this data is now more than five years old</p>
<p style="text-align: right;">✗ 0 / 1 No source</p> <p><b>18. Area of Intact Forest Landscape (ha)?</b></p>
<p style="text-align: right;">P 0.5 / 1 Source</p> <p><b>19. Number of Forest Management Units (FMUs)?</b> 6 - The company's Forest Management Plan for its Rio Capim unit states it consists of six management units, however this does not cover all of the company's operations</p>
<p style="text-align: right;">✗ 0 / 1 No source</p> <p><b>20. Maps of forest management units (FMUs)?</b></p>
<p><b>21. Forest management plans available for all FMUs?</b></p>

The company has a public summary of its FMP for its Rio Capim unit, but this does not cover all of the company's operations

**22. Monitoring of forest management plan implementation?**

**23. Company has provided valid legal documents to Open Timber Portal on use rights (at the time of SPOTT assessments)?**

This indicator is disabled as the company's reporting broadly suggests that it doesn't operate in a geography currently covered by Open Timber Portal. Please note that ZSL has been unable to confirm this

**24. Company has provided valid legal documents to Open Timber Portal on forest management (at the time of SPOTT assessments)?**

This indicator is disabled as the company's reporting broadly suggests that it doesn't operate in a geography currently covered by Open Timber Portal. Please note that ZSL has been unable to confirm this

**25. Company has provided valid legal documents to Open Timber Portal on timber harvesting (at the time of SPOTT assessments)?**

This indicator is disabled as the company's reporting broadly suggests that it doesn't operate in a geography currently covered by Open Timber Portal. Please note that ZSL has been unable to confirm this

**26. Number of company owned pulp and paper mills?**

This indicator is disabled as the company's reporting broadly suggests that it doesn't own pulp or paper mills. Please note that ZSL has been unable to confirm this

**27. Maps or addresses of company owned pulp and paper mills?**

This indicator is disabled as the company's reporting broadly suggests that it doesn't own pulp or paper mills. Please note that ZSL has been unable to confirm this

**28. Number of company owned sawmills?**

**29. Maps or addresses of company owned sawmills?**

**30. Number of supplier mills?**

**31. Maps or addresses of supplier mills?**

**32. Procedures to trace raw materials to country of harvest?**

The company has FSC CoC certification which only covers the certified portion of its supply

**33. Procedures to trace raw materials to FMU level?**

The company has FSC CoC certification which only covers the certified portion of its supply

**34. Percentage of supply traceable to country level (above 80%)?**

35. Percentage of supply traceable to FMU level (above 75%)?

0 / 2 No source



## > Deforestation and biodiversity



25 / 12 20.8%

36. Commitment to zero conversion of natural forest?

0 / 1 No source

37. Zero conversion commitment applies to all sourcing?

0 / 1 No source

38. Commitment to minimise the impact of logging roads?

0 / 1 No source

39. Commitment to protect forest areas from illegal activities?

0 / 1 No source

40. Evidence of monitoring deforestation?

0 / 1 No source

41. Amount of deforestation recorded?

0 / 1 No source

42. Commitment to biodiversity conservation?

1 / 1 Source

43. Examples of species and/or habitat conservation management?

0 / 1 No source

44. Implementing a landscape-level approach to biodiversity conservation?

0 / 1 No source

45. Identified species of conservation concern referencing international or national system of species classification?

0.5 / 1 Source

The company has identified endangered species within one of its concessions but they are not classified according to an appropriate system

46. Commitment to sustainably manage the use of non-timber forest products (NTFPs)?

0 / 1 No source

47. Commitment not to use genetically modified organisms?

1 / 1 Source

The company has committed to not be directly or indirectly involved in the introduction of genetically modified organisms in forestry operations. This commitment is made through the FSC Policy for Association (FSC-POL-01-004)



## > HCV, HCS and impact assessments



1 / 8 12.5%

48. Commitment to conduct High Conservation Value (HCV) assessments?

0.5 / 1 Source

The company does not have a direct commitment to conduct HCV assessments across all of its operations. However, the company has committed to not be directly or indirectly involved in the destruction of high conservation values in forestry operations. This commitment is made through the FSC Policy for Association (FSC-POL-01-004). For this half points are

awarded

 0.5 / 1 [Source](#)

**49. HCV commitment applies to all sourcing?**

The company has committed to not be directly or indirectly involved in the destruction of high conservation values in forestry operations. This commitment is made through the FSC Policy for Association (FSC-POL-01-004). For this half points are awarded

**50. Commitment to only use licensed High Conservation Value (HCV) assessors accredited by the HCV Resource Network's Assessor Licensing Scheme (ALS)?**

This indicator is disabled until sufficient number of HCV ALS licensed assessors are available for the location where the company operates

**51. High Conservation Value (HCV) assessments available?**

 0 / 1 No source

**52. High Conservation Value (HCV) management and monitoring plans available?**

 0 / 1 No source

**53. Commitment to the High Carbon Stock (HCS) Approach?**

 0 / 1 No source

**54. High Carbon Stock (HCS) assessments available?**

 0 / 1 No source

**55. Commitment to conduct social and environmental impact assessments (SEIAs)?**

 0 / 1 No source

**56. Social and environmental impact assessments (SEIAs) available?**

 0 / 1 No source

**57. Company has provided valid legal documents to Open Timber Portal on impact assessments (at the time of SPOTT assessments)?**

This indicator is disabled as the company's reporting broadly suggests that it doesn't operate in a geography currently covered by Open Timber Portal. Please note that ZSL has been unable to confirm this



> Water, chemical and waste management



1 / 9 11.1%

 1 media report

**72. Time-bound commitment to improve water quality (BOD and COD)?**

 0 / 1 No source

**73. Progress towards commitment on water quality (BOD and COD)?**

 0 / 1 No source

**74. Commitment to protection of natural waterways through buffer zones?**

 1 / 1 [Source](#)

**75. Evidence of treatment of pulp and paper mill effluent?**

This indicator is disabled as the company's reporting broadly suggests that it doesn't own pulp or paper mills. Please note that ZSL has been unable to confirm this

✘ 0 / 1 No source

**76. Evidence of sawmill run-off containment and wastewater treatment?**

**77. Time-bound commitment to improve water use intensity?**

This indicator is disabled as the company's reporting broadly suggests that it doesn't own pulp or paper mills. Please note that ZSL has been unable to confirm this

**78. Progress towards commitment on water use intensity?**

This indicator is disabled as the company's reporting broadly suggests that it doesn't own pulp or paper mills. Please note that ZSL has been unable to confirm this

**79. Commitment to eliminate chlorine and chlorine compounds for bleaching?**

This indicator is disabled as the company's reporting broadly suggests that it doesn't own pulp or paper mills. Please note that ZSL has been unable to confirm this

✘ 0 / 1 No source

**80. Commitment to minimise the use of chemicals, including pesticides and chemical fertilisers?**

✘ 0 / 1 No source

**81. No use of World Health Organisation (WHO) Class 1A and 1B pesticides?**

✘ 0 / 1 No source

**82. No use of chemicals listed under the Stockholm Convention and Rotterdam Convention?**

✘ 0 / 1 No source

**83. Integrated Pest Management (IPM) approach?**

✘ 0 / 1 No source

**84. Chemical usage per ha or list of chemicals used?**



> **Soils, fire and GHGs**



1 / 11 | 7.1%

✘ 0 / 1 No source

**58. Commitment to best management practices for soils and/or peat?**

P 0.5 / 1 Source

**59. Commitment to reduced impact logging?**

The company states in its Forest Management Plan for its Rio Capim unit that it uses reduced impact logging techniques, but this does not cover all of the company's operations

✘ 0 / 1 No source

**60. Commitment to no planting on peat of any depth?**

✘ 0 / 1 No source

**61. Commitment on peatland planting applies to all sourcing?**

✘ 0 / 1 No source

**62. Landbank or planted area on peat (ha)?**

P 0.5 / 1 Source














**63. Evidence of best management practices for soils and/or peat?**

The company states it adopts RIL techniques to reduce the damage to soil, but no examples are given for BMPs on peat

<b>64. Commitment to zero burning?</b>	✘	0 / 1	No source
<b>65. Commitment to zero burning applies to all sourcing?</b>	✘	0 / 1	No source
<b>66. Evidence of management and monitoring fires?</b>	✘	0 / 1	No source
<b>67. Details/number of hotspots/fires in FMUs controlled by the company?</b>	✘	0 / 1	No source
<b>68. Time-bound commitment to reduce GHG emissions intensity?</b>	✘	0 / 1	No source
<b>69. Progress towards reducing GHG emission intensity?</b>	✘	0 / 1	No source
<b>70. Report GHG emissions from land use change?</b>	✘	0 / 1	No source
<b>71. Methodology used to calculate GHG emissions?</b>	✘	0 / 1	No source



Community, land and labour rights			
65 / 77	79.5%		
<b>85. Commitment to human rights, referencing the UN Declaration on Human Rights or UN Guiding Principles on Business and Human Rights?</b>	✔	1 / 1	Source
The company has committed to not be directly or indirectly involved in the violation of human rights in forestry operations. This commitment is made through the FSC Policy for Association (FSC-POL-01-004), which defines human rights as those established through the UN Declaration of Human Rights			
<b>86. Commitment to human rights applies to all sourcing?</b>	✔	1 / 1	Source
The company has committed to not be directly or indirectly involved in the violation of human rights in forestry operations. This commitment is made through the FSC Policy for Association (FSC-POL-01-004), which defines human rights as those established through the UN Declaration of Human Rights			
<b>87. Commitment to respect indigenous and local communities' rights?</b>	✔	1 / 1	Source
The company has committed to not be directly or indirectly involved in the violation of human rights in forestry operations. This commitment is made through the FSC Policy for Association (FSC-POL-01-004), which encompasses the rights of Indigenous and Tribal Peoples as established by the ILO Convention 169			
<b>88. Commitment to respect legal and customary property rights?</b>	P	0.5 / 1	Source
The company has committed to not be directly or indirectly involved in the violation of traditional rights in forestry operations. This commitment is made through the FSC Policy for Association (FSC-POL-01-004), which encompasses customary rights. This policy does not reference legal rights and no reference to legal rights could be found in company sources			
<b>89. Commitment to free, prior and informed consent (FPIC)?</b>	✘	0 / 1	No source
<b>90. FPIC commitment applies to independent suppliers?</b>			

	 0 / 1	No source
<b>91. Details of free, prior and informed consent (FPIC) process available?</b>	 0 / 1	No source
<b>92. Examples of local stakeholder engagement to prevent conflicts?</b> The company only states that it undertook local stakeholder engagement to understand the conflicts and improve the relationship between the company and the communities	 0.5 / 1	Source
<b>93. Details of process for addressing land conflicts available?</b>	 0 / 1	No source
<b>94. Commitment to support the inclusion of women across forestry operations, including addressing barriers faced?</b>	 0 / 1	No source
<b>95. Commitment to provide essential community services and facilities?</b>	 1 / 1	Source
<b>96. Company has provided valid legal documents to Open Timber Portal on population rights (at the time of SPOTT assessments)?</b> This indicator is disabled as the company's reporting broadly suggests that it doesn't operate in a geography currently covered by Open Timber Portal. Please note that ZSL has been unable to confirm this		
<b>97. Commitment to respect all workers' rights?</b>	 0 / 1	No source
<b>98. Reference to Fundamental ILO Conventions?</b> The company has committed to not be directly or indirectly involved in the violation of any of the ILO Core Conventions. This commitment is made through the FSC Policy for Association (FSC-POL-01-004)	 1 / 1	Source
<b>99. Commitment to eliminate gender related discrimination with regards to employment and occupation?</b>	 0 / 1	No source
<b>100. Company has provided valid legal documents to Open Timber Portal on labour regulations (at the time of SPOTT assessments)?</b> This indicator is disabled as the company's reporting broadly suggests that it doesn't operate in a geography currently covered by Open Timber Portal. Please note that ZSL has been unable to confirm this		
<b>101. Percentage or number of temporary employees?</b>	 0 / 1	No source
<b>102. Percentage or number of women employees?</b> 111 - Data as of 2010	 0 / 1	Source
<b>103. Payment of minimum wage?</b>	 0 / 1	No source
<b>104. Reporting of salary by gender?</b>	 0 / 1	No source



	P 0.5 / 1 <a href="#">Source</a>
<b>105. Commitment to address occupational health and safety, referencing the ILO Code of Practice on Safety and Health in Forestry Work?</b>	
The company's policy states that it aims to prevent and minimise risks to health and safety, but does not make reference to the ILO Code of Practice on Safety and Health in Forestry Work	
	✘ 0 / 1 No source
<b>106. Time lost due to work-based injuries?</b>	
	✘ 0 / 1 No source
<b>107. Number of fatalities as a result of work-based accidents?</b>	
	✘ 0 / 1 No source
<b>108. Provision of personal protective equipment and related training?</b>	
	✘ 0 / 1 No source



> Certification standards	?
<b>0 / 14 0%</b>	
	✘ 0 / 1 No source
<b>109. Time-bound plan for achieving 100% third-party legality verification of FMUs or achieved?</b>	
	✘ 0 / 1 No source
<b>110. Time-bound plan to source only wood/wood fibre that is in legal compliance verified by a third party?</b>	
	✘ 0 / 1 <a href="#">Source</a>
<b>111. Percentage area (ha) verified as being in legal compliance by a third party?</b>	
189,042 - The 2018 FSC audit refers to a certified area of 183,494.08 ha. The company reports undated and conflicting information on its total landbank, therefore it is not possible to accurately determine the overall percentage of certified area	
	✘ 0 / 1 No source
<b>112. Percentage of all wood/wood fibre supply traded/processed verified as being in legal compliance by a third party?</b>	
	✘ 0 / 1 No source
<b>113. Time-bound plan for achieving 100% FSC FM certification of FMUs or achieved 100% FSC-certification of FMUs?</b>	
	✘ 0 / 1 No source
<b>114. Commitment to source only wood/wood fibre that meets FSC Controlled Wood requirements?</b>	
	✘ 0 / 2 <a href="#">Source</a>
<b>115. Percentage area (ha) FSC FM certified?</b>	
189,042 - The 2018 FSC audit refers to a certified area of 183,494.08 ha. The company reports undated and conflicting information on its total landbank, therefore it is not possible to accurately determine the overall percentage of certified area	
	✘ 0 / 2 No source
<b>116. Percentage of wood/wood fibre supply from outgrower scheme and/or independent suppliers that is FSC FM certified?</b>	
	✘ 0 / 2 No source
<b>117. Percentage of all wood/wood fibre supply traded/processed that are FSC certified (above 75%)?</b>	
	✘ 0 / 2 No source
<b>118. Percentage area (ha) PEFC certified (excluding FSC certified area)?</b>	
	✘ 0 / 2 No source



## > Smallholders and suppliers



0 / 6 0%

119. Programme to support outgrower scheme smallholders?	✘	0 / 1	No source
120. Percentage of outgrower scheme smallholders involved in programme?	✘	0 / 1	No source
121. Process used to prioritise, assess and/or engage suppliers on compliance with company's policy and/or legal requirements?	✘	0 / 1	No source
122. The company has a Due Diligence System (DDS)?	✘	0 / 1	No source
123. Suspension or exclusion criteria for suppliers?	✘	0 / 1	No source
124. Percentage of suppliers assessed and/or engaged on compliance with company requirements?	✘	0 / 1	No source

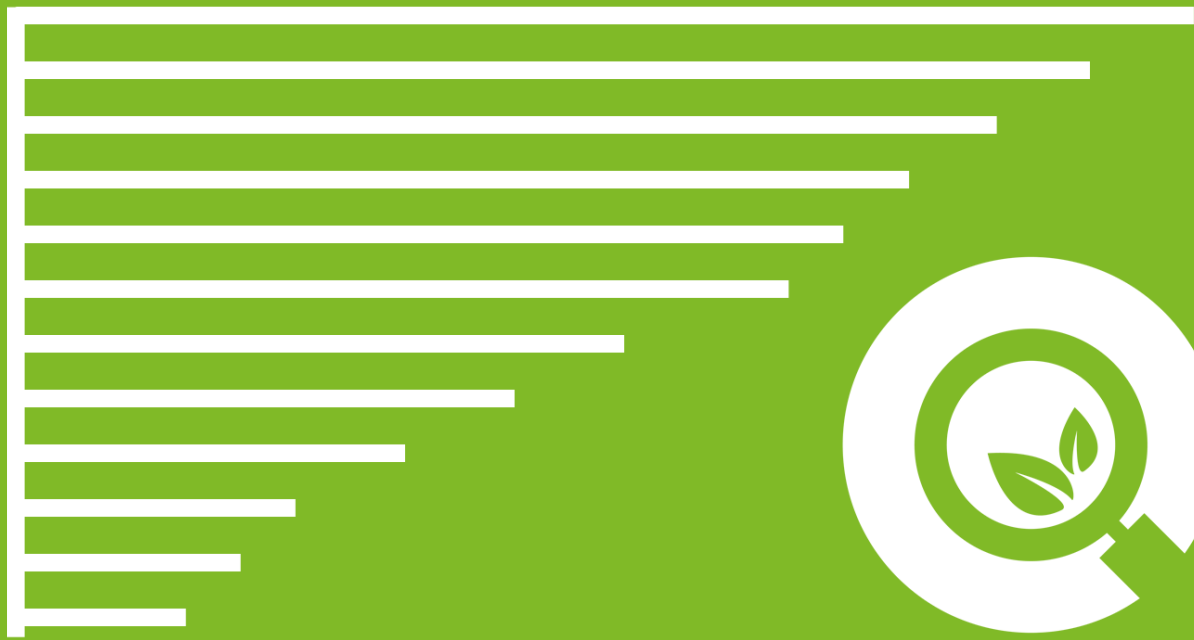


## > Governance and grievances



1 / 6 16.7%

125. Commitment to ethical conduct and prohibition of corruption?	✔	1 / 1	Source
126. Company has provided valid legal documents to Open Timber Portal on legal registration (at the time of SPOTT assessments)?	This indicator is disabled as the company's reporting broadly suggests that it doesn't operate in a geography currently covered by Open Timber Portal. Please note that ZSL has been unable to confirm this		
127. Disclosure of the company's management approach to tax and payments to governments?	✘	0 / 1	No source
128. Company has provided valid legal documents to Open Timber Portal on taxes, fees and royalties (at the time of SPOTT assessments)?	This indicator is disabled as the company's reporting broadly suggests that it doesn't operate in a geography currently covered by Open Timber Portal. Please note that ZSL has been unable to confirm this		
129. Whistleblowing procedure?	✘	0 / 1	No source
130. Own grievance or complaints system open to all stakeholders?	✘	0 / 1	No source
131. Details of grievances disclosed?	✘	0 / 2	No source



### Assessment summary

How transparent are all 97 timber and pulp producers in the latest SPOTT assessments?

Assessment summary



### Download the data

Access the SPOTT Dashboard to download CSV data on company assessments and scores

Download the data





### Nominate companies

Are we missing companies that interest you? Please nominate them for future assessment

Nominate companies



### Scoring criteria

View the full list of indicators and scoring criteria that inform SPOTT assessments

Scoring criteria

