

Tianjin Julong Group

Palm oil
assessment

Total score:

1%

Latest update: October 2019

Next scheduled: November 2020

About this company: Established in 1993 and headquartered in China, Tianjin Julong Group owns palm oil plantations in Indonesia. The company is involved in oil palm cultivation, processing, manufacturing and trading.

Landbank (oil palm): 140,000 hectares

Bloomberg ticker: Private

RSPO member? No

Activities: Oil palm cultivation, palm kernel crushing, palm oil refining, trading and distribution

Locations: Indonesia, Malaysia

Headquarters: China

Website: <http://www.julongchina.com/en/>

Total:

2 / 197

1%



> Sustainability policy and leadership

0 / 9 0%

1 media report

1. Sustainable palm oil policy or commitment for all its operations? ✘ 0 / 1

2. Sustainable palm oil policy or commitment applies to all suppliers? ✘ 0 / 1

3. High-level position of responsibility for sustainability? ✘ 0 / 1

4. One or more members within the board of the company have responsibility for sustainability?
This indicator is disabled as the company is not publicly listed.

5. Percentage or number of women in senior management team? ✘ 0 / 1

6. Percentage or number of women board members?
This indicator is disabled as the company is not publicly listed.

7. Member of multiple industry schemes or other external initiatives to reduce negative environmental ✘ 0 / 1

or social outcomes associated with palm oil production?		
<input checked="" type="checkbox"/> 8. Collaboration with stakeholders to reduce negative environmental or social outcomes associated with palm oil production?	X	0 / 1
<input checked="" type="checkbox"/> 9. Sustainability report published within last two years?	X	0 / 1
<input checked="" type="checkbox"/> 10. Reports through standardised reporting systems?	X	0 / 1
<input checked="" type="checkbox"/> 11. Verification report on compliance with POIG Charter, if a POIG member? This indicator is disabled as the company is not a POIG member.		
<input checked="" type="checkbox"/> 12. Climate risks assessment available?	X	0 / 1



> Landbank, maps and traceability

0 / 28 0%

1 media report

<input checked="" type="checkbox"/> 13. Total land area managed/controlled for oil palm (ha)? 140,000 - The figure is undated.	X	0 / 1 Source
<input checked="" type="checkbox"/> 14. Total oil palm planted area (ha)? 50,000 - The figure is undated.	X	0 / 1 Source
<input checked="" type="checkbox"/> 15. Plasma/scheme smallholders planted area (ha)?	X	0 / 1
<input checked="" type="checkbox"/> 16. Unplanted (areas designated for future planting) (ha)? The company states it has cultivated 50,000 hectares of oil palm out of a total area of 140,000 hectares but the figures are undated.	X	0 / 1 Source
<input checked="" type="checkbox"/> 17. Conservation set-aside area, including HCV area (ha)?	X	0 / 1
<input checked="" type="checkbox"/> 18. Area for infrastructure (ha)?	X	0 / 1
<input checked="" type="checkbox"/> 19. Maps of estates/management units?	X	0 / 1
<input checked="" type="checkbox"/> 20. Maps of scheme/plasma smallholders?	X	0 / 1
<input checked="" type="checkbox"/> 21. Names and locations of all third-party supplying plantations?	X	0 / 1

	X	0 / 1
<input type="checkbox"/> 22. Number of company-owned mills?	X	0 / 1
<input type="checkbox"/> 23. Names and coordinates of company-owned mills?	X	0 / 1
<input type="checkbox"/> 24. Number (or percentage) of company-owned mills that source from company-owned plantations and/or third-party plantations?	X	0 / 1
<input type="checkbox"/> 25. Total volumes (or percentages) sourced by company-owned mills that come from company-owned plantations and/or third-party plantations?	X	0 / 1
<input type="checkbox"/> 26. Number of supplier mills?	X	0 / 1
<input type="checkbox"/> 27. Names and coordinates of all third-party supplying mills?	X	0 / 1
<input type="checkbox"/> 28. Number (or percentage) of third-party supplier mills that source from their own plantations and/or third-party plantations?	X	0 / 1
<input type="checkbox"/> 29. Total volumes (or percentages) sourced from third-party supplier mills that come from their own plantations and/or third-party plantations?	X	0 / 1
<input type="checkbox"/> 30. Total volume (or percentage) sourced for refineries that comes from intermediary traders and/or refiners rather than directly from mills?	X	0 / 1
<input type="checkbox"/> 31. Time-bound commitment to achieve 100% traceability to mill level?	X	0 / 1
<input type="checkbox"/> 32. Percentage of supply traceable to mill level?	X	0 / 2
<input type="checkbox"/> 33. Time-bound commitment to achieve 100% traceability to plantation level?	X	0 / 1
<input type="checkbox"/> 34. Percentage of fresh fruit bunches (FFB) from own mills traceable to plantation level?	X	0 / 2
<input type="checkbox"/> 35. Percentage of fresh fruit bunches (FFB) from supplier mills traceable to plantation level?	X	0 / 2
<input type="checkbox"/> 36. Publishes traceability data at refinery level?	X	0 / 1
<input type="checkbox"/> 37. Publishes traceability data at crusher level?	X	0 / 1





> Deforestation and biodiversity

0 / 18 0%

2 media reports

<input type="checkbox"/> 38. Commitment to zero deforestation or zero conversion of natural ecosystems?	✗	0 / 1
<input type="checkbox"/> 39. Commitment to zero deforestation or zero conversion of natural ecosystems applies to all suppliers?	✗	0 / 1
<input type="checkbox"/> 40. Criteria for defining deforestation?	✗	0 / 1
<input type="checkbox"/> 41. Evidence of monitoring deforestation?	✗	0 / 2
<input type="checkbox"/> 42. Amount of illegal/non-compliant deforestation recorded in own operations?	✗	0 / 1
<input type="checkbox"/> 43. Amount of illegal/non-compliant deforestation recorded in supplier operations?	✗	0 / 1
<input type="checkbox"/> 44. Commitment to restoration of non-compliant deforestation/conversion?	✗	0 / 1
<input type="checkbox"/> 45. Commitment to restoration of non-compliant deforestation/conversion applies to all suppliers?	✗	0 / 1
<input type="checkbox"/> 46. Implementing a landscape or jurisdictional level approach?	✗	0 / 2
<input type="checkbox"/> 47. Commitment to biodiversity conservation?	✗	0 / 1
<input type="checkbox"/> 48. Commitment to biodiversity conservation applies to all suppliers?	✗	0 / 1
<input type="checkbox"/> 49. Identified species of conservation concern, referencing international or national system of species classification?	✗	0 / 2
<input type="checkbox"/> 50. Examples of species and/or habitat conservation management?	✗	0 / 1
<input type="checkbox"/> 51. Commitment to no hunting or only sustainable hunting of species?	✗	0 / 1
<input type="checkbox"/> 52. Commitment to no hunting or only sustainable hunting of species applies to all suppliers?	✗	0 / 1





> HCV, HCS and impact assessments

0 / 14 0%

<input type="checkbox"/> 53. Commitment to conduct High Conservation Value (HCV) assessments?	✗	0 / 1
<input type="checkbox"/> 54. Commitment to conduct High Conservation Value (HCV) assessments applies to all suppliers?	✗	0 / 1
<input type="checkbox"/> 55. High Conservation Value (HCV) assessments for planting undertaken prior to January 2015, and associated management and monitoring plans?	✗	0 / 1
<input type="checkbox"/> 56. High Conservation Value (HCV) assessments for all estates planted since January 2015?	✗	0 / 1
<input type="checkbox"/> 57. High Conservation Value (HCV) management and monitoring plans for all estates planted since January 2015?	✗	0 / 1
<input type="checkbox"/> 58. Commitment to only use licensed High Conservation Value (HCV) assessors accredited by the HCV Resource Network's Assessor Licensing Scheme (ALS)?	✗	0 / 1
<input type="checkbox"/> 59. Commitment to only use licensed High Conservation Value (HCV) assessors accredited by the HCV Resource Network's Assessor Licensing Scheme (ALS) applies to all suppliers?	✗	0 / 1
<input type="checkbox"/> 60. Satisfactory review of all High Conservation Value (HCV) assessments undertaken since January 2015 by the HCV ALS Quality Panel?	✗	0 / 1
<input type="checkbox"/> 61. Commitment to the High Carbon Stock (HCS) Approach?	✗	0 / 1
<input type="checkbox"/> 62. Commitment to the High Carbon Stock (HCS) Approach applies to all suppliers?	✗	0 / 1
<input type="checkbox"/> 63. High Carbon Stock (HCS) assessments?	✗	0 / 1
<input type="checkbox"/> 64. Commitment to conduct social and environmental impact assessments (SEIAs)?	✗	0 / 1
<input type="checkbox"/> 65. Commitment to conduct social and environmental impact assessments (SEIAs) applies to all suppliers?	✗	0 / 1
<input type="checkbox"/> 66. Social and environmental impact assessments (SEIAs) undertaken, and associated management and monitoring plans?	✗	0 / 1





> Peat, fire and GHG emissions

0 / 20 0%

1 media report

<input type="checkbox"/> 67. Commitment to no planting on peat of any depth?	X	0 / 1
<input type="checkbox"/> 68. Commitment to no planting on peat of any depth applies to all suppliers?	X	0 / 1
<input type="checkbox"/> 69. Implementation of commitment to no planting on peat of any depth?	X	0 / 1
<input type="checkbox"/> 70. Landbank or planted area on peat?	X	0 / 1
<input type="checkbox"/> 71. Commitment to best management practices for soils and peat?	X	0 / 1
<input type="checkbox"/> 72. Commitment to best management practices for soils and peat applies to all suppliers?	X	0 / 1
<input type="checkbox"/> 73. Evidence of best management practices for soils and peat?	X	0 / 2
<input type="checkbox"/> 74. Commitment to zero burning?	X	0 / 1
<input type="checkbox"/> 75. Commitment to zero burning applies to all suppliers?	X	0 / 1
<input type="checkbox"/> 76. Evidence of fire monitoring and management?	X	0 / 2
<input type="checkbox"/> 77. Details/number of hotspots/fires in company estates?	X	0 / 1
<input type="checkbox"/> 78. Details/number of hotspots/fires within surrounding landscape/smallholders?	X	0 / 1
<input type="checkbox"/> 79. Time-bound commitment to reduce greenhouse gas (GHG) emissions intensity?	X	0 / 1
<input type="checkbox"/> 80. Methodology used to calculate GHG emissions?	X	0 / 1
<input type="checkbox"/> 81. Progress towards commitment to reduce GHG emissions intensity?	X	0 / 1

<input checked="" type="checkbox"/> 82. Percentage of mills with methane capture (100%)?	X	0 / 1
<input type="checkbox"/> 83. GHG emissions intensity?	X	0 / 1
<input type="checkbox"/> 84. GHG emissions from land use change?	X	0 / 1



> Water, chemical and pest management

0 / 22 0%

1 media report

<input checked="" type="checkbox"/> 85. Time-bound commitment to improve water use intensity?	X	0 / 1
<input checked="" type="checkbox"/> 86. Progress towards commitment on water use intensity?	X	0 / 1
<input type="checkbox"/> 87. Water use intensity?	X	0 / 1
<input checked="" type="checkbox"/> 88. Time-bound commitment to improve water quality (BOD and COD)?	X	0 / 1
<input checked="" type="checkbox"/> 89. Progress towards commitment on water quality (BOD and COD)?	X	0 / 1
<input checked="" type="checkbox"/> 90. Treatment of palm oil mill effluent (POME) and/or palm oil refinery effluent (PORE)?	X	0 / 1
<input checked="" type="checkbox"/> 91. Commitment to protect natural waterways through buffer zones?	X	0 / 1
<input checked="" type="checkbox"/> 92. Implementation of commitment to protect natural waterways through buffer zones?	X	0 / 2
<input checked="" type="checkbox"/> 93. Commitment to minimise the use of chemicals, including pesticides and chemical fertilisers?	X	0 / 1
<input type="checkbox"/> 94. Commitment to minimise the use of chemicals, including pesticides and chemical fertilisers, applies to all suppliers?	X	0 / 1
<input checked="" type="checkbox"/> 95. Implementation of commitment to reduce chemical usage?	X	0 / 2
<input type="checkbox"/> 96. Chemical usage per ha or list of chemicals used?	X	0 / 1

<input type="checkbox"/> 97. Commitment to no use of paraquat?	X	0 / 1
<input type="checkbox"/> 98. Commitment to no use of paraquat applies to all suppliers?	X	0 / 1
<input type="checkbox"/> 99. Commitment to no use of World Health Organisation (WHO) Class 1A and 1B pesticides?	X	0 / 1
<input type="checkbox"/> 100. Commitment to no use of World Health Organisation (WHO) Class 1A and 1B pesticides applies to all suppliers?	X	0 / 1
<input type="checkbox"/> 101. Commitment to no use of chemicals listed under the Stockholm Convention and Rotterdam Convention?	X	0 / 1
<input type="checkbox"/> 102. Commitment to no use of chemicals listed under the Stockholm Convention and Rotterdam Convention applies to all suppliers?	X	0 / 1
<input type="checkbox"/> 103. Integrated Pest Management (IPM) approach?	X	0 / 2



> Community, land and labour rights

1 / 16 2.2%

2 media reports



<input type="checkbox"/> 104. Commitment to human rights?	X	0 / 1
<input type="checkbox"/> 105. Commitment to human rights applies to all suppliers?	X	0 / 1
<input type="checkbox"/> 106. Progress on human rights commitment?	X	0 / 2
<input type="checkbox"/> 107. Commitment to respect legal and customary land tenure rights?	X	0 / 1
<input type="checkbox"/> 108. Commitment to legal and customary land rights applies to all suppliers?	X	0 / 1
<input type="checkbox"/> 109. Details of process for addressing land conflicts available?	X	0 / 1
<input type="checkbox"/> 110. Commitment to respect indigenous and local communities' rights?	X	0 / 1

<p><input type="checkbox"/> 111. Commitment to indigenous and local communities' rights applies to all suppliers?</p>	X	0 / 1
<p><input type="checkbox"/> 112. Examples of local stakeholder engagement to prevent conflicts?</p>	X	0 / 2
<p><input type="checkbox"/> 113. Commitment to free, prior and informed consent (FPIC)?</p>	X	0 / 1
<p><input type="checkbox"/> 114. Commitment to free, prior and informed consent (FPIC) applies to all suppliers?</p>	X	0 / 1
<p><input type="checkbox"/> 115. Details of free, prior and informed consent (FPIC) process available?</p>	X	0 / 1
<p><input type="checkbox"/> 116. Commitment to support the inclusion of women across palm oil operations, including addressing barriers faced?</p>	X	0 / 1
<p><input type="checkbox"/> 117. Commitment to support the inclusion of women across palm oil operations, including addressing barriers faced, applies to all suppliers?</p>	X	0 / 1
<p><input type="checkbox"/> 118. Commitment to mitigate impacts on food security?</p>	X	0 / 1
<p><input type="checkbox"/> 119. Commitment to mitigate impacts on food security applies to all suppliers?</p>	X	0 / 1
<p><input type="checkbox"/> 120. Progress on commitment to mitigate impacts on food security?</p>	X	0 / 2
<p><input type="checkbox"/> 121. Commitment to provide essential community services and facilities?</p>	X	0 / 1
<p><input type="checkbox"/> 122. Progress on commitment to provide essential community services and facilities? The company has contributed to local infrastructure development including roads, bridges, signal towers, water purification plants, mosques and churches. The data is from 2014.</p>	P	0.5 / 2 Source
<p><input type="checkbox"/> 123. Commitment to respect all workers' rights?</p>	X	0 / 1
<p><input type="checkbox"/> 124. Commitment to respect all workers' rights applies to all suppliers?</p>	X	0 / 1
<p><input type="checkbox"/> 125. Progress on commitment to respect all workers' rights?</p>	X	0 / 2
<p><input type="checkbox"/> 126. Commitment to Fundamental ILO Conventions or Free and Fair Labour Principles?</p>	X	0 / 1
<p><input type="checkbox"/> 127. Commitment to Fundamental ILO Conventions or Free and Fair Labour Principles applies to all suppliers?</p>	X	0 / 1

<input type="checkbox"/> 128. Commitment to eliminate gender-related discrimination with regards to employment and occupation?	X	0 / 1
<input type="checkbox"/> 129. Commitment to eliminate gender-related discrimination with regards to employment and occupation applies to all suppliers?	X	0 / 1
<input type="checkbox"/> 130. Percentage or number of temporary employees?	X	0 / 1
<input type="checkbox"/> 131. Percentage or number of women employees?	X	0 / 1
<input type="checkbox"/> 132. Commitment to pay at least minimum wage?	X	0 / 1
<input type="checkbox"/> 133. Commitment to pay at least minimum wage applies to all suppliers?	X	0 / 1
<input type="checkbox"/> 134. Progress on commitment to pay minimum wage?	X	0 / 2
<input type="checkbox"/> 135. Reporting of salary by gender?	X	0 / 1
<input type="checkbox"/> 136. Commitment to address occupational health and safety? The company only states "provide a healthy working environment which could enable its employees to scale up their performance".	P	0.5 / 1 Source
<input type="checkbox"/> 137. Commitment to address occupational health and safety applies to all suppliers?	X	0 / 1
<input type="checkbox"/> 138. Reduction of time lost due to work-based injuries?	X	0 / 1
<input type="checkbox"/> 139. Time lost due to work-based injuries?	X	0 / 1
<input type="checkbox"/> 140. Zero fatalities as a result of work-based accidents?	X	0 / 1
<input type="checkbox"/> 141. Number of fatalities as a result of work-based accidents?	X	0 / 1
<input type="checkbox"/> 142. Provision of personal protective equipment and related training?	X	0 / 2



> Certification standards

0 / 16 0%
















1 media report

<input type="checkbox"/> 143. Member of the Roundtable on Sustainable Palm Oil (RSPO)?	X	0 / 1
<input type="checkbox"/> 144. RSPO-certified within three years of joining the RSPO or by November 2010 for companies joining prior to finalisation of the RSPO certification systems in November 2007?	X	0 / 1
<input type="checkbox"/> 145. Submitted most recent RSPO Annual Communication of Progress (ACOP)?	X	0 / 1
<input type="checkbox"/> 146. Listed all countries and regions in which operates in most recent RSPO Annual Communication of Progress (ACOP)?	X	0 / 1
<input type="checkbox"/> 147. Time-bound plan for achieving 100% RSPO certification of estates and mills within five years or achieved 100% RSPO-certification of estates?	X	0 / 1
<input type="checkbox"/> 148. Percentage of area (ha) RSPO-certified?	X	0 / 1
<input type="checkbox"/> 149. Percentage of scheme/plasma smallholders (ha) RSPO-certified?	X	0 / 1
<input type="checkbox"/> 150. Percentage of mills RSPO-certified?	X	0 / 1
<input type="checkbox"/> 151. Time-bound plan for achieving 100% RSPO certification of scheme/plasma/ associated smallholders and outgrowers within five years or target already achieved?	X	0 / 1
<input type="checkbox"/> 152. Percentage of FFB supply (tonnes) from independent smallholders/ outgrowers/third-party FFB suppliers that is RSPO-certified?	X	0 / 1
<input type="checkbox"/> 153. Year expected to achieve 100% RSPO certification of all palm product processing facilities?	X	0 / 1
<input type="checkbox"/> 154. Percentage of all palm oil and oil palm products handled/traded/ processed (tonnes) that is RSPO-certified?	X	0 / 1
<input type="checkbox"/> 155. Sells or processes/trades RSPO-certified palm oil through Segregated or Identity Preserved supply chains?	X	0 / 1
<input type="checkbox"/> 156. Indonesia Sustainable Palm Oil (ISPO) certified (100%)?	X	0 / 1
<input type="checkbox"/> 157. Malaysia Sustainable Palm Oil (MSPO) certified?	X	0 / 1
<input type="checkbox"/> 158. Certified under voluntary sustainability certification scheme (e.g. ISCC, SAS, RSB, etc.)?	X	0 / 1



> Smallholders and suppliers

1 / 16 | 63%

			
	159. Commitment to support smallholders?	✗	0 / 1
	160. Programme to support scheme/plasma smallholders? The company provides seeds and technology to villagers, and purchases the fruit, but it is unclear what type of smallholders are supported.	P	0.5 / 1 Source
	161. Percentage of scheme/plasma smallholders involved in programme? The company states it supports more than 5,000 families in 40 local villages. Data as of 2014.	P	0.5 / 1 Source
	162. Programme to support independent smallholders/outgrowers?	✗	0 / 1
	163. Percentage of independent smallholders/outgrowers involved in programme?	✗	0 / 1
	164. Process used to prioritise, assess and/or engage suppliers on compliance with company's policy and/or legal requirements?	✗	0 / 1
	165. Percentage of suppliers assessed and/or engaged on compliance with company requirements?	✗	0 / 1
	166. Time-bound plan to engage with all high-risk mills within three years?	✗	0 / 1
	167. Programme to support high-risk mills to become compliant with sourcing policies?	✗	0 / 1
	168. Regularly engages with a subset of high-risk mills?	✗	0 / 1
	169. Procedures in place to assess all own and third-party supplying palm oil mills for risk level?	✗	0 / 1
	170. Regularly assesses and categorises the risk level of all own and third-party supplying mills?	✗	0 / 1
	171. Regularly reports the risk level of all own and third-party supplying mills identified in its supply chain?	✗	0 / 1
	172. Suspension or exclusion criteria for suppliers?	✗	0 / 1

<input type="checkbox"/> 173. Time-bound action plans (including Key Performance Indicators) for suppliers to be in compliance with palm oil sourcing commitments?	× 0 / 1
<input type="checkbox"/> 174. Proportion of direct and indirect supply that comes from palm oil plantations which are compliant with palm oil sourcing policies?	× 0 / 1



> Governance and grievances

0 / 8 0%

1 media report

<input type="checkbox"/> 175. Commitment to ethical conduct and prohibition of corruption?	× 0 / 1
<input type="checkbox"/> 176. Commitment to ethical conduct and prohibition of corruption applies to all suppliers?	× 0 / 1
<input type="checkbox"/> 177. Progress on commitment to ethical conduct and prohibition of corruption?	× 0 / 2
<input type="checkbox"/> 178. Disclosure of the company's management approach to tax and payments to governments?	× 0 / 1
<input type="checkbox"/> 179. Whistleblowing procedure?	× 0 / 1
<input type="checkbox"/> 180. Own grievance or complaints system open to all stakeholders?	× 0 / 1
<input type="checkbox"/> 181. Details of complaints and grievances disclosed?	× 0 / 1