

Sarawak Oil Palms Bhd

Palm oil assessment

Total score:

33.1%

Latest update: October 2019

Next scheduled: October 2020

[Download data \(CSV\)](#)

[Download page \(PDF\)](#)

About this company:

Sarawak Oil Palms, established in 1968, is a Malaysia-based company, whose major business activities include processing of fresh fruit bunches into crude palm oil and palm kernel. The company is also involved in marketing and trading palm oil products, and property development, with oil palm plantation estates located in Malaysia.

Landbank (oil palm) 121,961 hectares

Palm cultivation revenue: 100%

Market cap: 301,263,643 USD

Thomson Reuters ticker: SOPS.KL

Bloomberg ticker: SOP MK

ISIN: MYL512600007

RSPO member? No

Other initiatives: Malaysian Sustainable Palm Oil (MSPO), International Sustainability and Carbon Certification (ISCC)

Activities: Oil palm cultivation, milling, palm kernel crushing, palm oil refining, trading and distribution

Locations: Malaysia (Sarawak)

Headquarters: Malaysia

Website: <http://www.sop.com.my/>
[Latest annual report \(2018\)](#)

Score by disclosure type:

[Show score breakdown >](#)



Total:	65.5 / 198	33.1%
---------------	-------------------	--------------

> Sustainability policy and leadership

65 / 111 59.1%

4 media reports

[Show score breakdown >](#)



1. Sustainable palm oil policy or commitment for all its operations?

1 / 1 [Source](#)

2. Sustainable palm oil policy or commitment applies to all suppliers?

0.5 / 1 [Source](#)

The company's policy states "SOPB expected its external suppliers and contractors to fully comply with this commitment by January 2020, where MSPO is mandated"

<input type="checkbox"/> 3. High-level position of responsibility for sustainability?	✓ 1 / 1	Source
<input type="checkbox"/> 4. One or more members within the board of the company have responsibility for sustainability? The Board of Directors is responsible for overseeing the group's sustainability performance	✓ 1 / 1	Source
<input type="checkbox"/> 5. Percentage or number of women in senior management team?	✗ 0 / 1	No source
<input type="checkbox"/> 6. Percentage or number of women board members? 2	✓ 1 / 1	Source
<input type="checkbox"/> 7. Member of multiple industry schemes or other external initiatives to reduce negative environmental or social outcomes associated with palm oil production?	✗ 0 / 1	No source
<input type="checkbox"/> 8. Collaboration with stakeholders to reduce negative environmental or social outcomes associated with palm oil production? The company reports taking part in various meetings and training sessions to support MSPO certification processes and uptake, as well as collaboration with both governmental bodies and universities in various research projects relating to palm oil sustainability	✓ 1 / 1	Source
<input type="checkbox"/> 9. Sustainability report published within last two years? Sustainability report included in 2018 annual report	✓ 1 / 1	Source
<input type="checkbox"/> 10. Reports through standardised reporting systems?	✗ 0 / 1	No source
<input type="checkbox"/> 11. Verification report on compliance with POIG Charter, if a POIG member? This indicator is disabled as the company is not a POIG member		
<input type="checkbox"/> 12. Climate risks assessment available?	✗ 0 / 1	No source



> Landbank, maps and traceability

















11 / 28 30.3%

Show score breakdown >



<input type="checkbox"/> 13. Total land area managed/controlled for oil palm (ha)? 121,961	✓ 1 / 1	Source
<input type="checkbox"/> 14. Total oil palm planted area (ha)? 88,386	✓ 1 / 1	Source
<input type="checkbox"/> 15. Plasma/scheme smallholders planted area (ha)? 2,300 - Native Customary Rights (NCR) land development	✓ 1 / 1	Source

<input type="checkbox"/> 16. Unplanted (areas designated for future planting) (ha)?	 0.5 / 1 Source
33,575 - Sarawak Oil Palms states that 33,575 ha are reserves, unplanted and building sites, etc., but it is unclear how much of this has been set aside for future planting	
<input type="checkbox"/> 17. Conservation set-aside area, including HCV area (ha)?	 1 / 1 Source
200	
<input type="checkbox"/> 18. Area for infrastructure (ha)?	 0 / 1 Source
Sarawak Oil Palms states that 33,575 ha are reserves, unplanted and building sites, etc., but it is unclear how much of this is for infrastructure	
<input type="checkbox"/> 19. Maps of estates/management units?	 0.5 / 1 Source
Some of the company's concessions are available on GFW. A company webpage lists the addresses of its estates, but these do not allow the exact locations or boundaries of the estates to be determined. The company also has a request form on its website to request estate location maps	
<input type="checkbox"/> 20. Maps of scheme/plasma smallholders?	 0 / 1 No source
<input type="checkbox"/> 21. Names and locations of all third-party supplying plantations?	 0 / 1 No source
<input type="checkbox"/> 22. Number of company-owned mills?	 1 / 1 Source
7	
<input type="checkbox"/> 23. Names and coordinates of company-owned mills?	 1 / 1 Source
<input type="checkbox"/> 24. Number (or percentage) of company-owned mills that source from company-owned plantations and/or third-party plantations?	 0 / 1 No source
<input type="checkbox"/> 25. Total volumes (or percentages) sourced by company-owned mills that come from company-owned plantations and/or third-party plantations?	 0 / 1 No source
<input type="checkbox"/> 26. Number of supplier mills?	 0 / 1 No source
<input type="checkbox"/> 27. Names and coordinates of all third-party supplying mills?	 0 / 1 No source
<input type="checkbox"/> 28. Number (or percentage) of third-party supplier mills that source from their own plantations and/or third-party plantations?	 0 / 1 No source
<input type="checkbox"/> 29. Total volumes (or percentages) sourced from third-party supplier mills that come from their own plantations and/or third-party plantations?	 0 / 1 No source

<p><input type="checkbox"/> 30. Total volume (or percentage) sourced for refineries that comes from intermediary traders and/or refiners rather than directly from mills?</p>	<p>✗ 0 / 1 No source</p>
<p><input type="checkbox"/> 31. Time-bound commitment to achieve 100% traceability to mill level?</p>	<p>✓ 1 / 1 Source</p>
<p><input type="checkbox"/> 32. Percentage of supply traceable to mill level? 100% - The company states that its traceability data is verified through a certification body but no other details are provided</p>	<p>✓ 1 / 2 Source</p>
<p><input type="checkbox"/> 33. Time-bound commitment to achieve 100% traceability to plantation level?</p>	<p>✓ 1 / 1 Source</p>
<p><input type="checkbox"/> 34. Percentage of fresh fruit bunches (FFB) from own mills traceable to plantation level? 100% - The company states that its traceability data is verified through a certification body but no other details are provided</p>	<p>✓ 1 / 2 Source</p>
<p><input type="checkbox"/> 35. Percentage of fresh fruit bunches (FFB) from supplier mills traceable to plantation level? 0%</p>	<p>✗ 0 / 2 No source</p>
<p><input type="checkbox"/> 36. Publishes traceability data at refinery level?</p>	<p>✗ 0 / 1 No source</p>
<p><input type="checkbox"/> 37. Publishes traceability data at crusher level?</p>	<p>✗ 0 / 1 No source</p>



> Deforestation and biodiversity














275 / 18 15.3%

⚠ 8 media reports

Show score breakdown >



<p><input type="checkbox"/> 38. Commitment to zero deforestation or zero conversion of natural ecosystems? The company commits to no deforestation of HCV areas and no development on peat but does not exclude development on HCS areas</p>	<p>P 0.5 / 1 Source</p>
<p><input type="checkbox"/> 39. Commitment to zero deforestation or zero conversion of natural ecosystems applies to all suppliers? The company's policy states "SOPB expected its external suppliers and contractors to fully comply with this commitment by January 2020, where MSPO is mandated"</p>	<p>P 0.5 / 1 Source</p>
<p><input type="checkbox"/> 40. Criteria for defining deforestation? The company commits to no development of HCV areas and peat but does not specify a cut-off date</p>	<p>P 0.5 / 1 Source</p>
<p><input type="checkbox"/> 41. Evidence of monitoring deforestation?</p>	<p>✗ 0 / 2 No source</p>
<p><input type="checkbox"/> 42. Amount of illegal/non-compliant deforestation recorded in own operations?</p>	

		0 / 1	No source
<input type="checkbox"/> 43. Amount of illegal/non-compliant deforestation recorded in supplier operations?		0 / 1	No source
<input type="checkbox"/> 44. Commitment to restoration of non-compliant deforestation/conversion?		0 / 1	No source
<input type="checkbox"/> 45. Commitment to restoration of non-compliant deforestation/conversion applies to all suppliers?		0 / 1	No source
<input type="checkbox"/> 46. Implementing a landscape or jurisdictional level approach?		0 / 2	No source
<input type="checkbox"/> 47. Commitment to biodiversity conservation?		0 / 1	No source
<input type="checkbox"/> 48. Commitment to biodiversity conservation applies to all suppliers?		0 / 1	No source
<input type="checkbox"/> 49. Identified species of conservation concern, referencing international or national system of species classification? The company has collaborated with various agencies and universities to identify species composition in the Tinbarap Conservation Area (TCA)		0.75 / 2	Source
<input type="checkbox"/> 50. Examples of species and/or habitat conservation management? The company reports an ongoing project in collaboration with Sarawak Forestry Corporation, to rehabilitate its Tinbarap Conservation Forest. This was the only example of habitat management/restoration found		0.5 / 1	Source
<input type="checkbox"/> 51. Commitment to no hunting or only sustainable hunting of species?		0 / 1	No source
<input type="checkbox"/> 52. Commitment to no hunting or only sustainable hunting of species applies to all suppliers?		0 / 1	No source



> HCV, HCS and impact assessments






3.5 / 14 25%

 1 media report

Show score breakdown >



<input type="checkbox"/> 53. Commitment to conduct High Conservation Value (HCV) assessments?		1 / 1	Source
<input type="checkbox"/> 54. Commitment to conduct High Conservation Value (HCV) assessments applies to all suppliers? The company's policy states "SOPB expected its external suppliers and contractors to fully comply with this commitment by January 2020, where MSPO is mandated"		0.5 / 1	Source
<input type="checkbox"/> 55. High Conservation Value (HCV) assessments for planting undertaken prior to January 2015, and		0 / 1	No source

associated management and monitoring plans?		
<p>■ 56. High Conservation Value (HCV) assessments for all estates planted since January 2015?</p>	<p>✘ 0 / 1</p>	<p>No source</p>
<p>■ 57. High Conservation Value (HCV) management and monitoring plans for all estates planted since January 2015?</p>	<p>✘ 0 / 1</p>	<p>No source</p>
<p>■ 58. Commitment to only use licensed High Conservation Value (HCV) assessors accredited by the HCV Resource Network's Assessor Licensing Scheme (ALS)?</p>	<p>✘ 0 / 1</p>	<p>No source</p>
<p>■ 59. Commitment to only use licensed High Conservation Value (HCV) assessors accredited by the HCV Resource Network's Assessor Licensing Scheme (ALS) applies to all suppliers?</p>	<p>✘ 0 / 1</p>	<p>No source</p>
<p>■ 60. Satisfactory review of all High Conservation Value (HCV) assessments undertaken since January 2015 by the HCV ALS Quality Panel?</p>	<p>✘ 0 / 1</p>	<p>No source</p>
<p>■ 61. Commitment to the High Carbon Stock (HCS) Approach?</p>	<p>✔ 1 / 1</p>	<p>Source</p>
<p>■ 62. Commitment to the High Carbon Stock (HCS) Approach applies to all suppliers? The company's policy states "SOPB expected its external suppliers and contractors to fully comply with this commitment by January 2020, where MSPO is mandated"</p>	<p>P 0.5 / 1</p>	<p>Source</p>
<p>■ 63. High Carbon Stock (HCS) assessments?</p>	<p>✘ 0 / 1</p>	<p>No source</p>
<p>■ 64. Commitment to conduct social and environmental impact assessments (SEIAs)?</p>	<p>✘ 0 / 1</p>	<p>No source</p>
<p>■ 65. Commitment to conduct social and environmental impact assessments (SEIAs) applies to all suppliers? The company's policy states "SOPB expected its external suppliers and contractors to fully comply with this commitment by January 2020, where MSPO is mandated"</p>	<p>P 0.5 / 1</p>	<p>Source</p>
<p>■ 66. Social and environmental impact assessments (SEIAs) undertaken, and associated management and monitoring plans?</p>	<p>✘ 0 / 1</p>	<p>No source</p>



> Peat, fire and GHG emissions
































7.25 / 20 36.3%

⚠ 3 media reports

Show score breakdown >



<p>■ 67. Commitment to no planting on peat of any depth?</p>	<p>✔ 1 / 1</p>	<p>Source</p>
<p>■ 68. Commitment to no planting on peat of any depth applies to all suppliers?</p>		

		 0.5 / 1	Source
The company's policy states "SOPB expected its external suppliers and contractors to fully comply with this commitment by January 2020, where MSPO is mandated"			
	69. Implementation of commitment to no planting on peat of any depth?	 0 / 1	No source
	70. Landbank or planted area on peat?	 0 / 1	Source
65% - Approximately 65% of the company's 2010 yield was planted on peat. Data more than five years old (2011)			
	71. Commitment to best management practices for soils and peat?	 1 / 1	Source
	72. Commitment to best management practices for soils and peat applies to all suppliers?	 0.5 / 1	Source
Commitment for best management practices for suppliers only covers peat and the policy is mandatory for suppliers until January 2020			
	73. Evidence of best management practices for soils and peat?	 0.75 / 2	Source
	74. Commitment to zero burning?	 1 / 1	Source
	75. Commitment to zero burning applies to all suppliers?	 0.5 / 1	Source
The company's policy states "SOPB expected its external suppliers and contractors to fully comply with this commitment by January 2020, where MSPO is mandated"			
	76. Evidence of fire monitoring and management?	 0.5 / 2	Source
The company states that firefighting sessions are conducted on a regular basis but does not provide any additional examples of management and monitoring activities			
	77. Details/number of hotspots/fires in company estates?	 0 / 1	No source
	78. Details/number of hotspots/fires within surrounding landscape/smallholders?	 0 / 1	No source
	79. Time-bound commitment to reduce greenhouse gas (GHG) emissions intensity?	 0 / 1	Source
The company only has a vague commitment to reduce GHG emissions			
	80. Methodology used to calculate GHG emissions?	 1 / 1	Source
ISCC toolkits based on EU Renewable Energy Directive (RED)			
	81. Progress towards commitment to reduce GHG emissions intensity?	 0.5 / 1	Source
The company reports a reduction in total Scope 1 GHG emissions from 2017 to 2018 but progress is not reported as intensity figures			
	82. Percentage of mills with methane capture (100%)?	 0 / 1	Source
The company reports that its first biogas plant is currently under construction			

<p><input type="checkbox"/> 83. GHG emissions intensity? The company reports Scope 1 and 2 GHG emissions but data is not reported as intensity figures</p>	<p>✘ 0 / 1 Source</p>
<p><input type="checkbox"/> 84. GHG emissions from land use change?</p>	<p>✘ 0 / 1 No source</p>



> Water, chemical and pest management



5.25 / 22 23.9%

⚠ 2 media reports

[Show score breakdown](#) >


















<p><input type="checkbox"/> 85. Time-bound commitment to improve water use intensity?</p>	<p>✘ 0 / 1 No source</p>
<p><input type="checkbox"/> 86. Progress towards commitment on water use intensity? The company reports water intensity figures for both mills and downstream operations, the latter of which has not improved from 2017-2018</p>	<p>Ⓟ 0.5 / 1 Source</p>
<p><input type="checkbox"/> 87. Water use intensity? 1.5 - MT water per MT FFB processed (mills); 0.59 m3 per MT of CPO processed (downstream operations)</p>	<p>✔ 1 / 1 Source</p>
<p><input type="checkbox"/> 88. Time-bound commitment to improve water quality (BOD and COD)? The company ensures that BOD discharge complies with statutory requirements but does not mention COD</p>	<p>Ⓟ 0.5 / 1 Source</p>
<p><input type="checkbox"/> 89. Progress towards commitment on water quality (BOD and COD)?</p>	<p>✘ 0 / 1 No source</p>
<p><input type="checkbox"/> 90. Treatment of palm oil mill effluent (POME) and/or palm oil refinery effluent (PORE)? The company mentions treatment of POME but not PORE</p>	<p>Ⓟ 0.5 / 1 Source</p>
<p><input type="checkbox"/> 91. Commitment to protect natural waterways through buffer zones?</p>	<p>✔ 1 / 1 Source</p>
<p><input type="checkbox"/> 92. Implementation of commitment to protect natural waterways through buffer zones? The company only provides photographs of its buffer zones with relevant signage</p>	<p>Ⓟ 0.5 / 2 Source</p>
<p><input type="checkbox"/> 93. Commitment to minimise the use of chemicals, including pesticides and chemical fertilisers? The company has a commitment to the "gradual" reduction of chemicals but does not commit to the reduction of pesticides or fertilisers specifically</p>	<p>Ⓟ 0.5 / 1 Source</p>
<p><input type="checkbox"/> 94. Commitment to minimise the use of chemicals, including pesticides and chemical fertilisers, applies to all suppliers?</p>	<p>✘ 0 / 1 No source</p>
<p><input type="checkbox"/> 95. Implementation of commitment to reduce chemical usage?</p>	<p>✘ 0 / 2 No source</p>

<input type="checkbox"/> 96. Chemical usage per ha or list of chemicals used?	<input checked="" type="checkbox"/> 0 / 1	No source
<input type="checkbox"/> 97. Commitment to no use of paraquat?	<input checked="" type="checkbox"/> 0 / 1	No source
<input type="checkbox"/> 98. Commitment to no use of paraquat applies to all suppliers?	<input checked="" type="checkbox"/> 0 / 1	No source
<input type="checkbox"/> 99. Commitment to no use of World Health Organisation (WHO) Class 1A and 1B pesticides?	<input checked="" type="checkbox"/> 0 / 1	No source
<input type="checkbox"/> 100. Commitment to no use of World Health Organisation (WHO) Class 1A and 1B pesticides applies to all suppliers?	<input checked="" type="checkbox"/> 0 / 1	No source
<input type="checkbox"/> 101. Commitment to no use of chemicals listed under the Stockholm Convention and Rotterdam Convention?	<input checked="" type="checkbox"/> 0 / 1	No source
<input type="checkbox"/> 102. Commitment to no use of chemicals listed under the Stockholm Convention and Rotterdam Convention applies to all suppliers?	<input checked="" type="checkbox"/> 0 / 1	No source
<input type="checkbox"/> 103. Integrated Pest Management (IPM) approach?	<input type="checkbox"/> 0.75 / 2	Source



> Community, land and labour rights		?
<div style="display: flex; align-items: center;"> 18.75 / 46 40.8% <div style="flex-grow: 1; border: 1px solid black; background-color: #4a4a8a; position: relative;"> <div style="background-color: #4a4a8a; width: 100%; height: 100%;"></div> </div> </div>		
<div style="display: flex; align-items: center;"> ⚠ 2 media reports </div> <p style="color: green; margin-top: 5px;">Show score breakdown ></p> <div style="background-color: #4a4a8a; width: 100%; height: 20px; margin-top: 5px;"></div>		
<input type="checkbox"/> 104. Commitment to human rights?	<input checked="" type="checkbox"/> 1 / 1	Source
<input type="checkbox"/> 105. Commitment to human rights applies to all suppliers? The company's policy states "SOPB expected its external suppliers and contractors to fully comply with this commitment by January 2020, where MSPO is mandated"	<input type="checkbox"/> 0.5 / 1	Source
<input type="checkbox"/> 106. Progress on human rights commitment?	<input type="checkbox"/> 0.75 / 2	Source
<input type="checkbox"/> 107. Commitment to respect legal and customary land tenure rights? The company commits to respect legal and customary land rights but only in relation to FPIC	<input type="checkbox"/> 0.5 / 1	Source
<input type="checkbox"/> 108. Commitment to legal and customary land rights applies to all suppliers? The company commits to respect legal and customary land rights but only in relation to FPIC	<input type="checkbox"/> 0.5 / 1	Source

■ 109. Details of process for addressing land conflicts available?	✘	0 / 1	No source
■ 110. Commitment to respect indigenous and local communities' rights? The company recognizes the rights of indigenous and local communities in relation to FPIC only	Ⓟ	0.5 / 1	Source
■ 111. Commitment to indigenous and local communities' rights applies to all suppliers? The company recognizes the rights of indigenous and local communities in relation to FPIC only	Ⓟ	0.5 / 1	Source
■ 112. Examples of local stakeholder engagement to prevent conflicts?	Ⓟ	0.75 / 2	Source
■ 113. Commitment to free, prior and informed consent (FPIC)?	✔	1 / 1	Source
■ 114. Commitment to free, prior and informed consent (FPIC) applies to all suppliers? The company's policy states "SOPB expected its external suppliers and contractors to fully comply with this commitment by January 2020, where MSPO is mandated"	Ⓟ	0.5 / 1	Source
■ 115. Details of free, prior and informed consent (FPIC) process available?	✔	1 / 1	Source
■ 116. Commitment to support the inclusion of women across palm oil operations, including addressing barriers faced?	✘	0 / 1	No source
■ 117. Commitment to support the inclusion of women across palm oil operations, including addressing barriers faced, applies to all suppliers?	✘	0 / 1	No source
■ 118. Commitment to mitigate impacts on food security?	✘	0 / 1	No source
■ 119. Commitment to mitigate impacts on food security applies to all suppliers?	✘	0 / 1	No source
■ 120. Progress on commitment to mitigate impacts on food security?	✘	0 / 2	No source
■ 121. Commitment to provide essential community services and facilities?	✔	1 / 1	Source
■ 122. Progress on commitment to provide essential community services and facilities?	Ⓟ	0.75 / 2	Source
■ 123. Commitment to respect all workers' rights?	✔	1 / 1	Source
■ 124. Commitment to respect all workers' rights applies to all suppliers? The company's policy states "SOPB expected its external suppliers and contractors to fully comply with this commitment by January 2020, where MSPO is mandated"	Ⓟ	0.5 / 1	Source

<p>125. Progress on commitment to respect all workers' rights?</p>	<p> 0.5 / 2 Source</p>
<p>126. Commitment to Fundamental ILO Conventions or Free and Fair Labour Principles? The company refers to no child labour, minimum age, no forced labour, freedom of association and collective bargaining, no discrimination, but not to equal remuneration</p>	<p> 0.5 / 1 Source</p>
<p>127. Commitment to Fundamental ILO Conventions or Free and Fair Labour Principles applies to all suppliers? The company refers to no child labour, no forced labour, freedom of association and collective bargaining in its Oil Palms Sustainability Policy.</p>	<p> 0.5 / 1 Source</p>
<p>128. Commitment to eliminate gender-related discrimination with regards to employment and occupation?</p>	<p> 1 / 1 Source</p>
<p>129. Commitment to eliminate gender-related discrimination with regards to employment and occupation applies to all suppliers?</p>	<p> 0 / 1 No source</p>
<p>130. Percentage or number of temporary employees?</p>	<p> 0 / 1 No source</p>
<p>131. Percentage or number of women employees? 3,934 (32.6%)</p>	<p> 1 / 1 Source</p>
<p>132. Commitment to pay at least minimum wage?</p>	<p> 1 / 1 Source</p>
<p>133. Commitment to pay at least minimum wage applies to all suppliers?</p>	<p> 0 / 1 No source</p>
<p>134. Progress on commitment to pay minimum wage?</p>	<p> 0 / 2 No source</p>
<p>135. Reporting of salary by gender?</p>	<p> 0 / 1 No source</p>
<p>136. Commitment to address occupational health and safety?</p>	<p> 1 / 1 Source</p>
<p>137. Commitment to address occupational health and safety applies to all suppliers?</p>	<p> 0 / 1 No source</p>
<p>138. Reduction of time lost due to work-based injuries? The company reports lost-time injury rate but this is only improving for its plantations and not in its milling and downstream operations</p>	<p> 0 / 1 Source</p>
<p>139. Time lost due to work-based injuries? For 2017, the company reports a lost-time injury rate (number of lost-time injuries per one million man-hours worked) for its plantations (7.64), milling (5.33) and downstream operations (0.78)</p>	<p> 1 / 1 Source</p>

<p><input checked="" type="checkbox"/> 140. Zero fatalities as a result of work-based accidents?</p>	<p>✗ 0 / 1 Source</p>
<p><input type="checkbox"/> 141. Number of fatalities as a result of work-based accidents? 2 - The company reports two fatalities in 2017</p>	<p>✓ 1 / 1 Source</p>
<p><input checked="" type="checkbox"/> 142. Provision of personal protective equipment and related training? The company states training on protective equipment is reinforced following fatal accidents. It also mentions providing training to suppliers of chemicals, but does not refer specifically to providing personal protective equipment</p>	<p>P 0.5 / 2 Source</p>



> Certification standards



2 / 15 13.3%

⚠ 1 media report

[Show score breakdown >](#)



<p><input checked="" type="checkbox"/> 143. Member of the Roundtable on Sustainable Palm Oil (RSPO)?</p>	<p>✗ 0 / 1 No source</p>
<p><input checked="" type="checkbox"/> 144. RSPO-certified within three years of joining the RSPO or by November 2010 for companies joining prior to finalisation of the RSPO certification systems in November 2007?</p>	<p>✗ 0 / 1 No source</p>
<p><input type="checkbox"/> 145. Submitted most recent RSPO Annual Communication of Progress (ACOP)?</p>	<p>✗ 0 / 1 No source</p>
<p><input type="checkbox"/> 146. Listed all countries and regions in which operates in most recent RSPO Annual Communication of Progress (ACOP)?</p>	<p>✗ 0 / 1 No source</p>
<p><input checked="" type="checkbox"/> 147. Time-bound plan for achieving 100% RSPO certification of estates and mills within five years or achieved 100% RSPO-certification of estates?</p>	<p>✗ 0 / 1 No source</p>
<p><input checked="" type="checkbox"/> 148. Percentage of area (ha) RSPO-certified?</p>	<p>✗ 0 / 1 No source</p>
<p><input checked="" type="checkbox"/> 149. Percentage of scheme/plasma smallholders (ha) RSPO-certified?</p>	<p>✗ 0 / 1 No source</p>
<p><input checked="" type="checkbox"/> 150. Percentage of mills RSPO-certified?</p>	<p>✗ 0 / 1 No source</p>
<p><input checked="" type="checkbox"/> 151. Time-bound plan for achieving 100% RSPO certification of scheme/plasma/ associated smallholders and outgrowers within five years or target already achieved?</p>	<p>✗ 0 / 1 No source</p>
<p><input checked="" type="checkbox"/> 152. Percentage of FFB supply (tonnes) from independent smallholders/ outgrowers/third-party FFB suppliers that is RSPO-certified?</p>	<p>✗ 0 / 1 No source</p>

<p>153. Year expected to achieve 100% RSPO certification of all palm product processing facilities?</p>	<p>✗ 0 / 1 No source</p>
<p>154. Percentage of all palm oil and oil palm products handled/traded/ processed (tonnes) that is RSPO-certified?</p>	<p>✗ 0 / 1 No source</p>
<p>155. Sells or processes/trades RSPO-certified palm oil through Segregated or Identity Preserved supply chains?</p>	<p>✗ 0 / 1 No source</p>
<p>156. Indonesia Sustainable Palm Oil (ISPO) certified (100%)? This indicator is disabled as the company does not operate in Indonesia</p>	
<p>157. Malaysia Sustainable Palm Oil (MSPO) certified?</p>	<p>✓ 1 / 1 Source</p>
<p>158. Certified under voluntary sustainability certification scheme (e.g. ISCC, SAS, RSB, etc.)? ISCC</p>	<p>✓ 1 / 1 Source</p>



> Smallholders and suppliers



55 / 16 34.4%

⚠ 5 media reports

Show score breakdown >



<p>159. Commitment to support smallholders? The company commits to support smallholders but does not detail the types of support provided</p>	<p>P 0.5 / 1 Source</p>
<p>160. Programme to support scheme/plasma smallholders?</p>	<p>✗ 0 / 1 No source</p>
<p>161. Percentage of scheme/plasma smallholders involved in programme?</p>	<p>✗ 0 / 1 No source</p>
<p>162. Programme to support independent smallholders/outgrowers?</p>	<p>✗ 0 / 1 No source</p>
<p>163. Percentage of independent smallholders/outgrowers involved in programme?</p>	<p>✗ 0 / 1 No source</p>
<p>164. Process used to prioritise, assess and/or engage suppliers on compliance with company's policy and/or legal requirements?</p>	<p>✓ 1 / 1 Source</p>
<p>165. Percentage of suppliers assessed and/or engaged on compliance with company requirements? The company states that representatives from 26 major plantation companies attended its dialogue on its revised SOPB Oil Palms Sustainability Policy in Miri</p>	<p>P 0.75 / 1 Source</p>

<p>166. Time-bound plan to engage with all high-risk mills within three years? The company details plans to engage all suppliers but the plan in not time-bound</p>	P	0.5 / 1	Source
<p>167. Programme to support high-risk mills to become compliant with sourcing policies? The company states that it engages with non-compliant suppliers but does not provide details on the types of support</p>	P	0.5 / 1	Source
<p>168. Regularly engages with a subset of high-risk mills?</p>	X	0 / 1	No source
<p>169. Procedures in place to assess all own and third-party supplying palm oil mills for risk level? The company has a supplier engagement procedure which provides some details on how it assesses suppliers</p>	P	0.5 / 1	Source
<p>170. Regularly assesses and categorises the risk level of all own and third-party supplying mills?</p>	P	0.75 / 1	Source
<p>171. Regularly reports the risk level of all own and third-party supplying mills identified in its supply chain?</p>	X	0 / 1	No source
<p>172. Suspension or exclusion criteria for suppliers?</p>	✓	1 / 1	Source
<p>173. Time-bound action plans (including Key Performance Indicators) for suppliers to be in compliance with palm oil sourcing commitments?</p>	X	0 / 1	No source
<p>174. Proportion of direct and indirect supply that comes from palm oil plantations which are compliant with palm oil sourcing policies?</p>	X	0 / 1	No source



> Governance and grievances



3 / 8 37.5%

Show score breakdown >



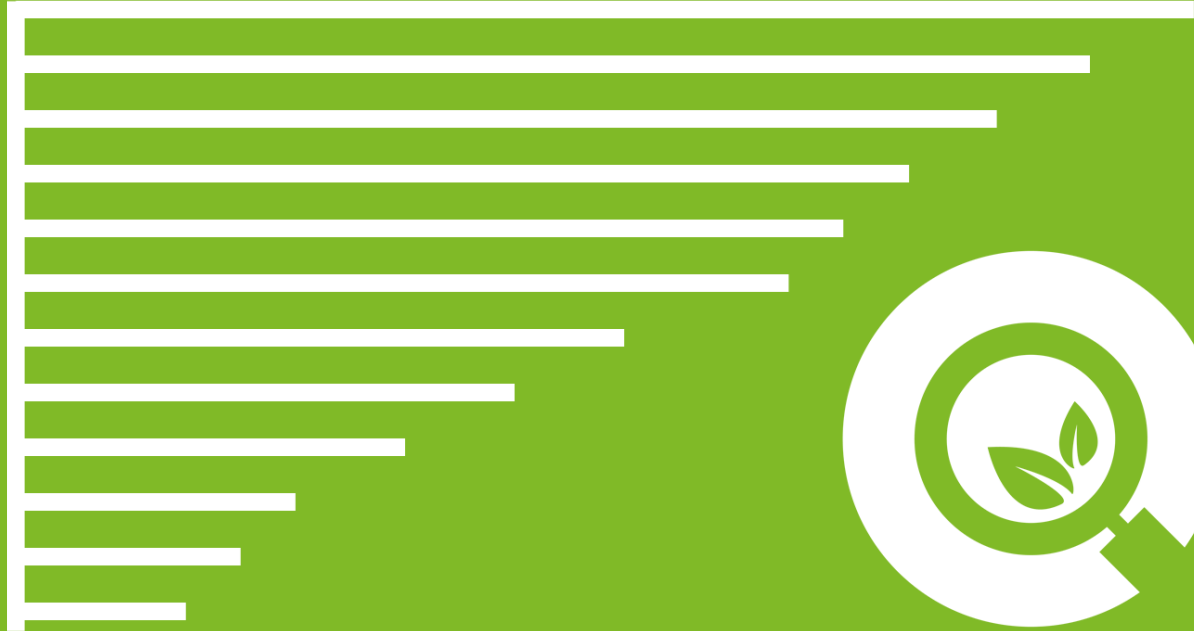
<p>175. Commitment to ethical conduct and prohibition of corruption?</p>	✓	1 / 1	Source
<p>176. Commitment to ethical conduct and prohibition of corruption applies to all suppliers?</p>	X	0 / 1	No source
<p>177. Progress on commitment to ethical conduct and prohibition of corruption?</p>	X	0 / 2	No source
<p>178. Disclosure of the company's management approach to tax and payments to governments?</p>	X	0 / 1	No source
<p>179. Whistleblowing procedure?</p>	✓	1 / 1	Source
<p>180. Own grievance or complaints system open to all stakeholders?</p>			

✓ 1 / 1 Source

✗ 0 / 1 Source

■ **181. Details of complaints and grievances disclosed?**

The company mentions a new grievance list on its website but this is not currently available



Assessment summary

How transparent are all palm oil producers and traders in the latest SPOTT assessments?

Assessment summary



Download the data

Access the SPOTT Dashboard to download CSV data on company assessments and scores

Download the data



Nominate companies

Are we missing companies that interest you? Please nominate them for future assessment

Nominate companies



Scoring criteria

View the full list of indicators and scoring criteria that inform SPOTT assessments

Scoring criteria

