

# Musim Mas Group PT

Palm oil  
assessment

Total score:

69.9%

Latest update: October 2019

Next scheduled: November 2020

## About this company:

Established in 1932, Singapore based producer Musim Mas owns palm oil operations in Indonesia. The company operates along the entire palm oil supply chain, including oil palm cultivation, processing, refining, producing oil derivatives and consumer goods, transporting and trading. Musim Mas also owns ships, tankers, a grain terminal, and bulk tank terminals, and operates a collaborative refinery with Genting Plantations.

## Landbank (oil palm)

194,204 hectares

## Bloomberg ticker:

Private

## RSPO member?

Yes

## Other initiatives:

Palm Oil Innovation Group (POIG), Indonesian Sustainable Palm Oil (ISPO), International Sustainability and Carbon Certification (ISCC), Sustainable Palm Oil Manifesto (SPOM)

## Activities:

Oil palm cultivation, milling, palm kernel crushing, palm oil refining, trading and distribution

## Locations:

Plantations, mills, crushing facilities: Indonesia (North Sumatra, West Sumatra, South Sumatra, Riau, West Kalimantan, Central Kalimantan) Refineries: China, India, Indonesia, Malaysia, Vietnam

## Headquarters:

Singapore



## Related companies:

Musim Mas Group has a collaborative refinery with [Genting Plantations Bhd.](#)

## Website:

<http://www.musimmas.com>  
[Sustainability report \(2017\)](#)

<b>Total:</b>	<b>137.65 / 197</b>	<b>69.9%</b>
---------------	---------------------	--------------

Sustainability policy and leadership	
8 / 10	80%
 16 media reports	
	
<input type="checkbox"/> 1. Sustainable palm oil policy or commitment for all its operations?	✓ 1 / 1 <a href="#">Source</a>
<input type="checkbox"/> 2. Sustainable palm oil policy or commitment applies to all suppliers? The company's Sustainability Policy is applicable "to all third party suppliers, with whom the Group has either a purchase agreement or a trading relationship".	✓ 1 / 1 <a href="#">Source</a>
<input type="checkbox"/> 3. High-level position of responsibility for sustainability? Director of Sustainable Development.	✓ 1 / 1 <a href="#">Source</a>
<input type="checkbox"/> 4. One or more members within the board of the company have responsibility for sustainability? This indicator is disabled as the company is not publicly listed.	

	✘	0 / 1
<p>■ 5. Percentage or number of women in senior management team?</p>		
<p>■ 6. Percentage or number of women board members? This indicator is disabled as the company is not publicly listed.</p>		
	✓	1 / 1 <a href="#">Source</a>
<p>■ 7. Member of multiple industry schemes or other external initiatives to reduce negative environmental or social outcomes associated with palm oil production? Member of POIG, the Fire Free Alliance, the Tropical Forest Alliance 2020, the HCS Approach Steering Group, endorser of the New York Declaration on Forests and partner of the Pongo Alliance.</p>		
	✓	1 / 1 <a href="#">Source</a>
<p>■ 8. Collaboration with stakeholders to reduce negative environmental or social outcomes associated with palm oil production? The company engages with several NGOs, academic bodies and government organisations on various projects (e.g. taking part in various RSPO and ISPO Working Groups, working with the PONGO alliance to improve habitats for orangutans).</p>		
	✓	1 / 1 <a href="#">Source</a>
<p>■ 9. Sustainability report published within last two years?</p>		
	✓	1 / 1 <a href="#">Source</a>
<p>■ 10. Reports through standardised reporting systems? CDP.</p>		
	✓	1 / 1 <a href="#">Source</a>
<p>■ 11. Verification report on compliance with POIG Charter, if a POIG member?</p>		
	✓	1 / 1 <a href="#">Source</a>
<p>■ 12. Climate risks assessment available?</p>	✘	0 / 1



### > Landbank, maps and traceability

16 / 28 58%

⚠ 8 media reports



	✓	1 / 1 <a href="#">Source</a>
<p>■ 13. Total land area managed/controlled for oil palm (ha)? 194,204</p>		
	✓	1 / 1 <a href="#">Source</a>
<p>■ 14. Total oil palm planted area (ha)? 121,494 - Including 4,620 ha planted schemed smallholder area.</p>		
	✓	1 / 1 <a href="#">Source</a>
<p>■ 15. Plasma/scheme smallholders planted area (ha)? 4,620</p>		
	P	0.5 / 1 <a href="#">Source</a>
<p>■ 16. Unplanted (areas designated for future planting) (ha)? 39,298.2 - This figure is the sum of figures reported by some of the company's subsidiaries in their 2017 ACOPs (PT Musim</p>		

Mas, PT Agrowiratama, PT Mentari Pratama and PT Unggul Lestari, PT Siringo Ringo, PT Berkat Sawit Sejata). However, this does not cover all of the company's operations and the company did not report its total area unplanted in its latest ACOP.		
<p><input type="checkbox"/> <b>17. Conservation set-aside area, including HCV area (ha)?</b> 19,228</p>	✓	1 / 1 <a href="#">Source</a>
<p><input type="checkbox"/> <b>18. Area for infrastructure (ha)?</b> 7,170</p>	✓	1 / 1 <a href="#">Source</a>
<p><input type="checkbox"/> <b>19. Maps of estates/management units?</b> The company uploaded its estate location concession maps with its ACOP 2019 and declared that the map data submission represents 100% of its concession sites (both RSPO certified and uncertified).</p>	✓	1 / 1 <a href="#">Source</a>
<p><input type="checkbox"/> <b>20. Maps of scheme/plasma smallholders?</b></p>	✗	0 / 1
<p><input type="checkbox"/> <b>21. Names and locations of all third-party supplying plantations?</b> The company provides a couple of coordinates for each third-party supplying plantation, which show the location, but not the boundaries of the estates.</p>	P	0.5 / 1 <a href="#">Source</a>
<p><input type="checkbox"/> <b>22. Number of company-owned mills?</b> 16</p>	✓	1 / 1 <a href="#">Source</a>
<p><input type="checkbox"/> <b>23. Names and coordinates of company-owned mills?</b></p>	✓	1 / 1 <a href="#">Source</a>
<p><input type="checkbox"/> <b>24. Number (or percentage) of company-owned mills that source from company-owned plantations and/or third-party plantations?</b> Among 16 company-owned mills, 13 source from company-owned plantations (13/16) and three source from third-party plantations.</p>	✓	1 / 1 <a href="#">Source</a>
<p><input type="checkbox"/> <b>25. Total volumes (or percentages) sourced by company-owned mills that come from company-owned plantations and/or third-party plantations?</b> The company reports the total volumes of FFB sourced by its mills that come from its own plantations (2,272,841 tonnes), from scheme smallholders (101,845 tonnes) and from independent suppliers (967,260 tonnes).</p>	✓	1 / 1 <a href="#">Source</a>
<p><input type="checkbox"/> <b>26. Number of supplier mills?</b> 638 - The company states that between July 2018 to June 2019, it had 638 supplying mills from 297 parent companies.</p>	✓	1 / 1 <a href="#">Source</a>
<p><input type="checkbox"/> <b>27. Names and coordinates of all third-party supplying mills?</b> The company publishes the names of all its supplying mills for the period July 2018-June 2019 but without specifying their locations. In addition, names and locations of the supplying mills to its Indonesia, India, Malaysia and Spain operations are also available. However, this does not cover supplying mills to the company's processing facilities in China and Vietnam.</p>	P	0.5 / 1 <a href="#">Source</a>
<p><input type="checkbox"/> <b>28. Number (or percentage) of third-party supplier mills that source from their own plantations and/or third-party plantations?</b></p>	✗	0 / 1

	✘ 0 / 1
<p>■ <b>29. Total volumes (or percentages) sourced from third-party supplier mills that come from their own plantations and/or third-party plantations?</b></p>	
	✘ 0 / 1
<p>■ <b>30. Total volume (or percentage) sourced for refineries that comes from intermediary traders and/or refiners rather than directly from mills?</b></p>	
<p>■ <b>31. Time-bound commitment to achieve 100% traceability to mill level?</b> 100% - The company states it had 100% traceability of CPO to mill as of December 2017.</p>	✓ 1 / 1 <a href="#">Source</a>
<p>■ <b>32. Percentage of supply traceable to mill level?</b> 100% - The company states it had 100% traceability of CPO to mill as of December 2017.</p>	✓ 1 / 2 <a href="#">Source</a>
<p>■ <b>33. Time-bound commitment to achieve 100% traceability to plantation level?</b> The company commits to 100% traceability to its own plantations by December 2019 but only commits to 97% traceability to its suppliers' plantations by December 2025.</p>	P 0.5 / 1 <a href="#">Source</a>
<p>■ <b>34. Percentage of fresh fruit bunches (FFB) from own mills traceable to plantation level?</b> 53% - The figure includes the percentage of FFB that comes from both the company's own mills and its supplier mills. Disaggregated figures are not provided.</p>	✘ 0 / 2 <a href="#">Source</a>
<p>■ <b>35. Percentage of fresh fruit bunches (FFB) from supplier mills traceable to plantation level?</b> 53% - The figure includes the percentage of FFB that comes from both the company's own mills and its supplier mills. Disaggregated figures are not provided.</p>	✘ 0 / 2 <a href="#">Source</a>
<p>■ <b>36. Publishes traceability data at refinery level?</b> The company publishes traceability data to plantation level for some of its refineries only (e.g. refineries in China and Vietnam are not covered).</p>	P 0.5 / 1 <a href="#">Source</a>
<p>■ <b>37. Publishes traceability data at crusher level?</b> Traceability data to plantation level are available for each crushing facility in the reports that can be accessed through the "Supply Chain Map" webpage.</p>	P 0.75 / 1 <a href="#">Source</a>



## > Deforestation and biodiversity

10.1 / 18 56.1%

⚠ 41 media reports



<p>■ <b>38. Commitment to zero deforestation or zero conversion of natural ecosystems?</b></p>	✓ 1 / 1 <a href="#">Source</a>
<p>■ <b>39. Commitment to zero deforestation or zero conversion of natural ecosystems applies to all suppliers?</b></p>	✓ 1 / 1 <a href="#">Source</a>
<p>■ <b>40. Criteria for defining deforestation?</b></p>	✓ 1 / 1 <a href="#">Source</a>


HCV, HCS, peatland.		
<p><b>41. Evidence of monitoring deforestation?</b> Points for external verification have been awarded on the basis of the company's POIG verification.</p>	✓	1 / 2 <a href="#">Source</a>
<p><b>42. Amount of illegal/non-compliant deforestation recorded in own operations?</b></p>	✗	0 / 1
<p><b>43. Amount of illegal/non-compliant deforestation recorded in supplier operations?</b></p>	✗	0 / 1
<p><b>44. Commitment to restoration of non-compliant deforestation/conversion?</b></p>	✗	0 / 1
<p><b>45. Commitment to restoration of non-compliant deforestation/conversion applies to all suppliers?</b></p>	✗	0 / 1
<p><b>46. Implementing a landscape or jurisdictional level approach?</b> The company is involved in various landscape initiatives in Indonesia, this is both reported by the company and verified by an external stakeholder (Rainforest Alliance audit report).Points for external verification have been awarded on the basis of the company's RSPO certified landbank/volume.</p>	✓ +	1 / 1 <a href="#">Source</a> 0.1 / 1
<p><b>47. Commitment to biodiversity conservation?</b></p>	✓	1 / 1 <a href="#">Source</a>
<p><b>48. Commitment to biodiversity conservation applies to all suppliers?</b></p>	✗	0 / 1
<p><b>49. Identified species of conservation concern, referencing international or national system of species classification?</b> In addition to the company's reporting, points for external verification have been awarded on the basis of the company's RSPO certified landbank/volume.</p>	✓ +	1 / 1 <a href="#">Source</a> 1 / 1
<p><b>50. Examples of species and/or habitat conservation management?</b> The company report multiple examples (e.g. WWF Saving the Sumatran Rhino project, educating local communities to prevent human-elephant conflicts, orangutan conservation). In addition, points for external verification have been awarded on the basis of the company's RSPO certified landbank and the latest POIG verification report.</p>	✓	1 / 1 <a href="#">Source</a>
<p><b>51. Commitment to no hunting or only sustainable hunting of species?</b></p>	✓	1 / 1 <a href="#">Source</a>
<p><b>52. Commitment to no hunting or only sustainable hunting of species applies to all suppliers?</b></p>	✗	0 / 1



> HCV, HCS and impact assessments

11.5 / 14 82.1%

⚠ 3 media reports



<p><b>53. Commitment to conduct High Conservation Value (HCV) assessments?</b></p>	<p>✓</p>	<p>1 / 1 <a href="#">Source</a></p>
<p><b>54. Commitment to conduct High Conservation Value (HCV) assessments applies to all suppliers?</b></p>	<p>✓</p>	<p>1 / 1 <a href="#">Source</a></p>
<p><b>55. High Conservation Value (HCV) assessments for planting undertaken prior to January 2015, and associated management and monitoring plans?</b></p>	<p>✓</p>	<p>1 / 1 <a href="#">Source</a></p>
<p><b>56. High Conservation Value (HCV) assessments for all estates planted since January 2015?</b>  There is public availability of the following HCV assessments. PT Mentari Pratama has undertaken new planting in 2015 and 2016, but has already undertaken a HCV assessment for the whole concession.  PT Agrowiratama – PT Globalindo Alam Perkasa; PT Musim Mas; PT Agrowiratama – PT Sukajadi Sawit Mekar; PT Unggul Lestari; PT Agrowiratama – PT Maju Aneka Sawit.</p>	<p>✓</p>	<p>1 / 1 <a href="#">Source</a></p>
<p><b>57. High Conservation Value (HCV) management and monitoring plans for all estates planted since January 2015?</b>  There is public availability of the following HCV assessments. PT Mentari Pratama has undertaken new planting in 2015 and 2016, but has already undertaken a HCV assessment for the whole concession.  PT Agrowiratama – PT Globalindo Alam Perkasa; PT Musim Mas; PT Agrowiratama – PT Sukajadi Sawit Mekar; PT Unggul Lestari; PT Agrowiratama – PT Maju Aneka Sawit.</p>	<p>✓</p>	<p>1 / 1 <a href="#">Source</a></p>
<p><b>58. Commitment to only use licensed High Conservation Value (HCV) assessors accredited by the HCV Resource Network's Assessor Licensing Scheme (ALS)?</b></p>	<p>✓</p>	<p>1 / 1 <a href="#">Source</a></p>
<p><b>59. Commitment to only use licensed High Conservation Value (HCV) assessors accredited by the HCV Resource Network's Assessor Licensing Scheme (ALS) applies to all suppliers?</b></p>	<p>✗</p>	<p>0 / 1</p>
<p><b>60. Satisfactory review of all High Conservation Value (HCV) assessments undertaken since January 2015 by the HCV ALS Quality Panel?</b>  Only one HCV assessment (PT Musim Mas, Kabupaten Pelalawan) has been quality reviewed and deemed satisfactory.</p>	<p>P</p>	<p>0.5 / 1 <a href="#">Source</a></p>
<p><b>61. Commitment to the High Carbon Stock (HCS) Approach?</b></p>	<p>✓</p>	<p>1 / 1 <a href="#">Source</a></p>
<p><b>62. Commitment to the High Carbon Stock (HCS) Approach applies to all suppliers?</b></p>	<p>✓</p>	<p>1 / 1 <a href="#">Source</a></p>
<p><b>63. High Carbon Stock (HCS) assessments?</b>  The company has six completed HCS assessments available.</p>	<p>✓</p>	<p>1 / 1 <a href="#">Source</a></p>
<p><b>64. Commitment to conduct social and environmental impact assessments (SEIAs)?</b></p>	<p>✓</p>	<p>1 / 1 <a href="#">Source</a></p>
<p><b>65. Commitment to conduct social and environmental impact assessments (SEIAs) applies to all suppliers?</b></p>	<p>✗</p>	<p>0 / 1</p>
<p><b>66. Social and environmental impact assessments (SEIAs) undertaken, and associated management and</b></p>	<p>✓</p>	<p>1 / 1 <a href="#">Source</a></p>



> Peat, fire and GHG emissions

16 25 / 20 81 3%

7 media reports

67. Commitment to no planting on peat of any depth?

✓ 1 / 1 Source

68. Commitment to no planting on peat of any depth applies to all suppliers?

✓ 1 / 1 Source

69. Implementation of commitment to no planting on peat of any depth?

The company reports figures of landbank on peat for 2015, 2016 and 2017 showing that the total area planted on peat has not increased.

P 0.75 / 1 Source

70. Landbank or planted area on peat?

35,287 - Total peat planted area.

✓ 1 / 1 Source

71. Commitment to best management practices for soils and peat?

✓ 1 / 1 Source

72. Commitment to best management practices for soils and peat applies to all suppliers?

The company's commitment that applies to all sourcing only covers peat.

P 0.5 / 1 Source

73. Evidence of best management practices for soils and peat?

In addition to the company's reporting, points for external verification have been awarded on the basis of the company's RSPO certified landbank and POIG verification reports.

✓ + 1 / 1 1 / 1 Source

74. Commitment to zero burning?

✓ 1 / 1 Source

75. Commitment to zero burning applies to all suppliers?

✓ 1 / 1 Source

76. Evidence of fire monitoring and management?

The company reports fire management and monitoring activities in its Sustainability Report 2017. Points for external verification have been awarded on the basis of the company's POIG verification.

✓ 1 / 2 Source

77. Details/number of hotspots/fires in company estates?

The company reports 4 fires/35 hotspots in 2017, resulting in 4.74 hectares affected. However, the figure is two years old.

P 0.5 / 1 Source

78. Details/number of hotspots/fires within surrounding landscape/smallholders?

The company reports 33 fires/130 hotspots in 2017, resulting in 125.90 hectares affected in the area surrounding its concession boundaries (up to 3 km away). However, the figure is two years old.

P 0.5 / 1 Source

<p><b>79. Time-bound commitment to reduce greenhouse gas (GHG) emissions intensity?</b> Target to reduce GHG emissions intensity by 55% between 2006 and 2025.</p>	✓	1 / 1	Source
<p><b>80. Methodology used to calculate GHG emissions?</b> RSPO PalmGHG Calculator.</p>	✓	1 / 1	Source
<p><b>81. Progress towards commitment to reduce GHG emissions intensity?</b> The company reports emissions intensity from 2015 to 2017 for its mills, however it is not improving.</p>	P	0.5 / 1	Source
<p><b>82. Percentage of mills with methane capture (100%)?</b> The company states that 14 mills out of 16 are equipped with methane/biogas capture systems.</p>	P	0.5 / 1	Source
<p><b>83. GHG emissions intensity?</b> The company reports the following GHG emissions: 20.1 tCO<sub>2</sub>/ha (covers activities as a grower) and 3.33 tCO<sub>2</sub>/tCPO (covers activities as a processor).</p>	✓	1 / 1	Source
<p><b>84. GHG emissions from land use change?</b></p>	✓	1 / 1	Source



## > Water, chemical and pest management

16 / 22 72.7%

⚠ 14 media reports



<p><b>85. Time-bound commitment to improve water use intensity?</b> Partial points awarded as the commitment to reduce water emissions in the 2017 sustainability report does not refer to water use per tonne of FFB.</p>	P	0.5 / 1	Source
<p><b>86. Progress towards commitment on water use intensity?</b> The company improved its water use intensity between 2016 and 2017.</p>	P	0.75 / 1	Source
<p><b>87. Water use intensity?</b> 1.19 - m<sup>3</sup>/MT FFB.</p>	✓	1 / 1	Source
<p><b>88. Time-bound commitment to improve water quality (BOD and COD)?</b></p>	✗	0 / 1	
<p><b>89. Progress towards commitment on water quality (BOD and COD)?</b> The company reports that BOD is below legal limits and specifies what these limits are but does not report COD figures.</p>	P	0.5 / 1	Source
<p><b>90. Treatment of palm oil mill effluent (POME) and/or palm oil refinery effluent (PORE)?</b></p>	P	0.75 / 1	Source
<p><b>91. Commitment to protect natural waterways through buffer zones?</b></p>			



	✓	1 / 1	Source
	✓	1 / 1	Source
	+	1 / 1	
<p><b>92. Implementation of commitment to protect natural waterways through buffer zones?</b></p> <p>Points for external verification have been awarded on the basis of the company's RSPO certified landbank/volume.</p>			
	✓	1 / 1	Source
<p><b>93. Commitment to minimise the use of chemicals, including pesticides and chemical fertilisers?</b></p>			
	✗	0 / 1	
<p><b>94. Commitment to minimise the use of chemicals, including pesticides and chemical fertilisers, applies to all suppliers?</b></p>			
	✓	1 / 1	Source
	+	1 / 1	
<p><b>95. Implementation of commitment to reduce chemical usage?</b></p> <p>Points for external verification have been awarded on the basis of the company's RSPO certified landbank/volume and the latest POIG verification report.</p>			
	✓	1 / 1	Source
<p><b>96. Chemical usage per ha or list of chemicals used?</b></p>			
	✓	1 / 1	Source
<p><b>97. Commitment to no use of paraquat?</b></p>			
	P	0.5 / 1	Source
<p><b>98. Commitment to no use of paraquat applies to all suppliers?</b></p> <p>The company's commitment to no use of paraquat only applies to its affiliated smallholders.</p>			
	✓	1 / 1	Source
<p><b>99. Commitment to no use of World Health Organisation (WHO) Class 1A and 1B pesticides?</b></p>			
	✗	0 / 1	
<p><b>100. Commitment to no use of World Health Organisation (WHO) Class 1A and 1B pesticides applies to all suppliers?</b></p>			
	✓	1 / 1	Source
<p><b>101. Commitment to no use of chemicals listed under the Stockholm Convention and Rotterdam Convention?</b></p>			
	✗	0 / 1	
<p><b>102. Commitment to no use of chemicals listed under the Stockholm Convention and Rotterdam Convention applies to all suppliers?</b></p>			
	✓	1 / 1	Source
	+	1 / 1	
<p><b>103. Integrated Pest Management (IPM) approach?</b></p> <p>Points for external verification have been awarded on the basis of the company's RSPO certified landbank/volume and the latest POIG verification report.</p>			



## > Community, land and labour rights

33.25 / 46 72.3%

⚠ 7 media reports



<p><b>104. Commitment to human rights?</b> The company commits to the UN Declaration on Human Rights.</p>	✓	1 / 1 <a href="#">Source</a>
<p><b>105. Commitment to human rights applies to all suppliers?</b></p>	✓	1 / 1 <a href="#">Source</a>
<p><b>106. Progress on human rights commitment?</b> Points for external verification have been awarded on the basis of the company's RSPO certified volumes/supply of FFB from direct/indirect suppliers, and the latest POIG verification report.</p>	✓ +	1 / 1 <a href="#">Source</a> 0.1 / 1
<p><b>107. Commitment to respect legal and customary land tenure rights?</b> The company states it will ensure its operations comply with the UN FAO Voluntary Guidelines on the Responsible Governance of Tenure.</p>	✓	1 / 1 <a href="#">Source</a>
<p><b>108. Commitment to legal and customary land rights applies to all suppliers?</b></p>	✓	1 / 1 <a href="#">Source</a>
<p><b>109. Details of process for addressing land conflicts available?</b> The company's grievance mechanism deals with both land conflicts and compliance issues.</p>	✓	1 / 1 <a href="#">Source</a>
<p><b>110. Commitment to respect indigenous and local communities' rights?</b></p>	✓	1 / 1 <a href="#">Source</a>
<p><b>111. Commitment to indigenous and local communities' rights applies to all suppliers?</b></p>	✓	1 / 1 <a href="#">Source</a>
<p><b>112. Examples of local stakeholder engagement to prevent conflicts?</b> Points for external verification have been awarded on the basis of the company's RSPO certified landbank/volume.</p>	✓ +	1 / 1 <a href="#">Source</a> 0.1 / 1
<p><b>113. Commitment to free, prior and informed consent (FPIC)?</b></p>	✓	1 / 1 <a href="#">Source</a>
<p><b>114. Commitment to free, prior and informed consent (FPIC) applies to all suppliers?</b></p>	✓	1 / 1 <a href="#">Source</a>
<p><b>115. Details of free, prior and informed consent (FPIC) process available?</b></p>	✓	1 / 1 <a href="#">Source</a>
<p><b>116. Commitment to support the inclusion of women across palm oil operations, including addressing barriers faced?</b> The company only mentions one project (the Decent Rural Living Initiative) that aims to provide greater opportunities to women in the industry.</p>	✗	0 / 1 <a href="#">Source</a>
<p><b>117. Commitment to support the inclusion of women across palm oil operations, including addressing barriers faced, applies to all suppliers?</b></p>	✗	0 / 1
<p><b>118. Commitment to mitigate impacts on food security?</b></p>		

	✓	1 / 1	<a href="#">Source</a>
■ 119. Commitment to mitigate impacts on food security applies to all suppliers?	✓	1 / 1	<a href="#">Source</a>
■ 120. Progress on commitment to mitigate impacts on food security? The company reports multiple examples of activities to mitigate impacts on food security. In addition, its progress on mitigating impacts on food security have been externally verified in the latest POIG verification report.	✓	1 / 2	<a href="#">Source</a>
■ 121. Commitment to provide essential community services and facilities?	✓	1 / 1	<a href="#">Source</a>
■ 122. Progress on commitment to provide essential community services and facilities? Points for external verification have been awarded on the basis of the company's RSPO certified landbank/volume.	✓ +	1 / 1 1 / 1	<a href="#">Source</a>
■ 123. Commitment to respect all workers' rights?	✓	1 / 1	<a href="#">Source</a>
■ 124. Commitment to respect all workers' rights applies to all suppliers?	✓	1 / 1	<a href="#">Source</a>
■ 125. Progress on commitment to respect all workers' rights? Points for external verification have been awarded on the basis of the company's RSPO certified landbank/volume.	✓ +	1 / 1 0.1 / 1	<a href="#">Source</a>
■ 126. Commitment to Fundamental ILO Conventions or Free and Fair Labour Principles?	✓	1 / 1	<a href="#">Source</a>
■ 127. Commitment to Fundamental ILO Conventions or Free and Fair Labour Principles applies to all suppliers?	✓	1 / 1	<a href="#">Source</a>
■ 128. Commitment to eliminate gender-related discrimination with regards to employment and occupation?	✗	0 / 1	
■ 129. Commitment to eliminate gender-related discrimination with regards to employment and occupation applies to all suppliers?	✗	0 / 1	
■ 130. Percentage or number of temporary employees? 1,028 (5%)	✓	1 / 1	<a href="#">Source</a>
■ 131. Percentage or number of women employees? 25% - The company states that women account for 25% of its staff and 28% of its workers.	✓	1 / 1	<a href="#">Source</a>
■ 132. Commitment to pay at least minimum wage?	✓	1 / 1	<a href="#">Source</a>
■ 133. Commitment to pay at least minimum wage applies to all suppliers?	✗	0 / 1	

	✓ +	1 / 1 0.1 / 1	Source
<p><b>134. Progress on commitment to pay minimum wage?</b> Points for external verification have been awarded on the basis of the company's RSPO certified landbank/volume.</p>			
<p><b>135. Reporting of salary by gender?</b></p>	✗	0 / 1	
<p><b>136. Commitment to address occupational health and safety?</b></p>	✓	1 / 1	Source
<p><b>137. Commitment to address occupational health and safety applies to all suppliers?</b></p>	✓	1 / 1	Source
<p><b>138. Reduction of time lost due to work-based injuries?</b> The company reports an improvement in time lost due to work-based injuries (5.08 to 3.34 hours per 200,000 working hours).</p>	P	0.75 / 1	Source
<p><b>139. Time lost due to work-based injuries?</b> 3.34 - Hours per 200,000 working hours.</p>	✓	1 / 1	Source
<p><b>140. Zero fatalities as a result of work-based accidents?</b> The fatality rate is reported for 2017 but has not decreased and is not zero.</p>	✗	0 / 1	Source
<p><b>141. Number of fatalities as a result of work-based accidents?</b> 4</p>	✓	1 / 1	Source
<p><b>142. Provision of personal protective equipment and related training?</b> Points for external verification have been awarded on the basis of the company's RSPO certified landbank/volume.</p>	✓ +	1 / 1 0.1 / 1	Source



## > Certification standards

11.95 / 15 79.7%

⚠ 8 media reports



<p><b>143. Member of the Roundtable on Sustainable Palm Oil (RSPO)?</b></p>	✓	1 / 1	Source
<p><b>144. RSPO-certified within three years of joining the RSPO or by November 2010 for companies joining prior to finalisation of the RSPO certification systems in November 2007?</b> The company joined in 2004 (prior to the finalisation of the RSPO certification systems in November 2007) and was first certified in 2009, i.e. less than three years from November 2007.</p>	✓	1 / 1	Source
<p><b>145. Submitted most recent RSPO Annual Communication of Progress (ACOP)?</b></p>	✓	1 / 1	Source

	✓ 1 / 1 <a href="#">Source</a>
<p>■ <b>146. Listed all countries and regions in which operates in most recent RSPO Annual Communication of Progress (ACOP)?</b></p> <p>The company reports the countries and regions in which it operates as a palm oil grower in its ACOP (Indonesia: Central Kalimantan, North Sumatra, Riau, South Sumatra, West Kalimantan, West Sumatra). The company also mentions plantations in Papua on its website, specifying that these are concession holdings only, without land development.</p>	
	✓ 1 / 1 <a href="#">Source</a>
<p>■ <b>147. Time-bound plan for achieving 100% RSPO certification of estates and mills within five years or achieved 100% RSPO-certification of estates?</b></p> <p>2022 - 2022.</p>	
	P 0.72 / 1 <a href="#">Source</a>
<p>■ <b>148. Percentage of area (ha) RSPO-certified?</b></p> <p>139,184 (71.67%) - As of December 2017.</p>	
	P 0.75 / 1 <a href="#">Source</a>
<p>■ <b>149. Percentage of scheme/plasma smallholders (ha) RSPO-certified?</b></p> <p>[Externally verified] 3,474 (75.19%) - As of December 2017.</p>	
	P 0.63 / 1 <a href="#">Source</a>
<p>■ <b>150. Percentage of mills RSPO-certified?</b></p> <p>10 (62.5%) - As of December 2017.</p>	
	✓ 1 / 1 <a href="#">Source</a>
<p>■ <b>151. Time-bound plan for achieving 100% RSPO certification of scheme/plasma/ associated smallholders and outgrowers within five years or target already achieved?</b></p> <p>2021 - 2021.</p>	
	✗ 0 / 1
<p>■ <b>152. Percentage of FFB supply (tonnes) from independent smallholders/ outgrowers/third-party FFB suppliers that is RSPO-certified?</b></p>	
	✓ 1 / 1 <a href="#">Source</a>
<p>■ <b>153. Year expected to achieve 100% RSPO certification of all palm product processing facilities?</b></p> <p>2021 - 2021.</p>	
	P 0.1 / 1 <a href="#">Source</a>
<p>■ <b>154. Percentage of all palm oil and oil palm products handled/traded/ processed (tonnes) that is RSPO-certified?</b></p> <p>10% - The company reports that 10% of its supply base is from its own supply which is fully RSPO certified. It is unclear how much of the rest of the company's supply base is RSPO certified. In addition the company reports some volume RSPO certified in one of its subsidiaries' 2017 ACOP, however no percentage can be calculated.</p>	
	✓ 1 / 1 <a href="#">Source</a>
<p>■ <b>155. Sells or processes/trades RSPO-certified palm oil through Segregated or Identity Preserved supply chains?</b></p> <p>One of the company's subsidiaries reports in its 2017 ACOP using Mass Balance and Segregated systems. The other subsidiaries did not report which kind of supply chain they sell through. The company also mentions being able to supply Segregated palm oil products.</p>	
	P 0.75 / 1 <a href="#">Source</a>
<p>■ <b>156. Indonesia Sustainable Palm Oil (ISPO) certified (100%)?</b></p> <p>[Externally verified] The company had four mills ISPO certified in 2017.</p>	
<p>■ <b>157. Malaysia Sustainable Palm Oil (MSPO) certified?</b></p> <p>This indicator is disabled as the company does not operate in Malaysia.</p>	

✓ 1 / 1  
 ■ 158. Certified under voluntary sustainability certification scheme (e.g. ISCC, SAS, RSB, etc.)?  
 ISCC.



> Smallholders and suppliers

8.75 / 16 54.7%

⚠ 35 media reports



✓ 1 / 1 [Source](#)  
 ■ 159. Commitment to support smallholders?

✓ 1 / 1 [Source](#)  
 ■ 160. Programme to support scheme/plasma smallholders?

In addition to the company's reporting detailing its programme to support smallholders, points for external verification have been awarded on the basis of the company's RSPO certified landbank/volume and latest POIG verification report.

P 0.75 / 1 [Source](#)  
 ■ 161. Percentage of scheme/plasma smallholders involved in programme?

2,423 (100%) - As of 31 December 2017.

✓ 1 / 1 [Source](#)  
 ■ 162. Programme to support independent smallholders/outgrowers?

In addition to the company's reporting detailing its programme to support smallholders, points for external verification have been awarded on the basis of the company's RSPO certified landbank/volume.

P 0.5 / 1 [Source](#)  
 ■ 163. Percentage of independent smallholders/outgrowers involved in programme?

13,932 - The company reports that as of December 2018, 13,932 independent smallholders have been registered with the programme. However, this is not reported as a percentage and the total number of independent smallholders is not reported.

✓ 1 / 1 [Source](#)  
 ■ 164. Process used to prioritise, assess and/or engage suppliers on compliance with company's policy and/or legal requirements?

The company reports conducting risk analyses of suppliers and monitoring through map data where necessary. It also refers to mill verifications and dialogue with suppliers around the procurement policy.

P 0.75 / 1 [Source](#)  
 ■ 165. Percentage of suppliers assessed and/or engaged on compliance with company requirements?

The company states in its 2017 progress report that it has engaged with all 14 main suppliers.

✗ 0 / 1  
 ■ 166. Time-bound plan to engage with all high-risk mills within three years?

✗ 0 / 1  
 ■ 167. Programme to support high-risk mills to become compliant with sourcing policies?

✗ 0 / 1  
 ■ 168. Regularly engages with a subset of high-risk mills?

P 0.5 / 1 [Source](#)  
 ■ 169. Procedures in place to assess all own and third-party supplying palm oil mills for risk level?

The company only states that it has a procedure to assess risk levels of mills but does not provide details.

✘ 0 / 1  
 ■ 170. Regularly assesses and categorises the risk level of all own and third-party supplying mills?

✘ 0 / 1  
 ■ 171. Regularly reports the risk level of all own and third-party supplying mills identified in its supply chain?

✓ 1 / 1 [Source](#)  
 ■ 172. Suspension or exclusion criteria for suppliers?

P 0.5 / 1 [Source](#)  
 ■ 173. Time-bound action plans (including Key Performance Indicators) for suppliers to be in compliance with palm oil sourcing commitments?  
 The company has a time-bound plan for suppliers to be in compliance with NDPE principles. However, this only covers a maximum of 90% of the suppliers (engaged and committed by December 2025).

P 0.75 / 1 [Source](#)  
 ■ 174. Proportion of direct and indirect supply that comes from palm oil plantations which are compliant with palm oil sourcing policies?  
 The company reports 100% compliance.



> Governance and grievances

56 / 8 70%

⚠ 4 media reports



✓ 1 / 1 [Source](#)  
 ■ 175. Commitment to ethical conduct and prohibition of corruption?

✓ 1 / 1 [Source](#)  
 ■ 176. Commitment to ethical conduct and prohibition of corruption applies to all suppliers?

✓ 1 / 1 [Source](#)  
 + 0.1 / 1  
 ■ 177. Progress on commitment to ethical conduct and prohibition of corruption?  
 Points for external verification have been awarded on the basis of the company's RSPO certified landbank/volume.

✘ 0 / 1  
 ■ 178. Disclosure of the company's management approach to tax and payments to governments?

P 0.5 / 1  
 ■ 179. Whistleblowing procedure?  
 The company only states that stakeholders can help to monitor and whistleblow.

✓ 1 / 1 [Source](#)  
 ■ 180. Own grievance or complaints system open to all stakeholders?

✓ 1 / 1 [Source](#)  
 ■ 181. Details of complaints and grievances disclosed?