

Genting Plantations Bhd

Total score:

72.9%

Latest update: November 2020

Next scheduled: November 2021

About this company:

Established in 1977, Genting Plantations is a subsidiary of Genting Group. Genting Plantations' business activities include the cultivation of oil palm and the harvesting and processing of fresh fruit bunches into crude palm oil and palm kernel. The company, through its subsidiaries, also develops and invests in properties, trades rubber wood, provides palm oil mill management services, and operates a golf course. Genting Plantations' oil palm plantation estates are located in both Malaysia and Indonesia.

Parent company:

Genting Group

Landbank (oil palm)

242,541 hectares

Market cap:

2,060,310,595 USD

Thomson Reuters ticker:

GENP.KL

Bloomberg ticker:

GENP MK

ISIN:

MYL229100002

Sedol:

6057680

RSPO member?

Yes. Genting Plantations was suspended and reinstated in 2014.

Other initiatives:

Indonesian Sustainable Palm Oil (ISPO), Malaysian Sustainable Palm Oil (MSPO), International Sustainability and Carbon Certification (ISCC)

Activities:

Oil palm cultivation, milling, palm oil refining

Locations:

Malaysia (Johor, Kedah, Malacca, Perak, Sabah, Selangor) and Indonesia (Central Kalimantan, South Kalimantan, West Kalimantan)

Headquarters:

Malaysia

Related companies:

Collaboration with [Musim Mas](#) on a refinery.

Parent website:

<http://www.genting.com/>

Website:

<https://www.gentingplantations.com/>
[Latest annual report \(2019\)](#) | [Sustainability report \(2019\)](#)

Total:	136.28 / 187	72.9%
---------------	---------------------	--------------

Sustainability policy and leadership		
8 / 11	72.7%	
3 media reports		
<input checked="" type="checkbox"/> 1. Sustainable palm oil policy or commitment for all its operations?	✓	1 / 1 Source
<input checked="" type="checkbox"/> 2. Sustainable palm oil policy or commitment applies to all suppliers?	✓	1 / 1 Source
<input type="checkbox"/> 3. High-level position of responsibility for sustainability? Vice President, head of the Sustainability Department.	✓	1 / 1 Source

	✘ 0 / 1
<input type="checkbox"/> 4. One or more members within the board of the company have responsibility for sustainability?	✓ 1 / 1 Source
<input type="checkbox"/> 5. Percentage or number of women in senior management team?	✓ 1 / 1 Source
<input type="checkbox"/> 6. Percentage or number of women board members?	✓ 1 / 1 Source
<input checked="" type="checkbox"/> 7. Member of multiple industry schemes or other external initiatives to reduce negative environmental or social outcomes associated with palm oil production?	✘ 0 / 1
<input checked="" type="checkbox"/> 8. Collaboration with stakeholders to reduce negative environmental or social outcomes associated with palm oil production? The company collaborates with NGOs on various projects such as rehabilitation of riparian zones, the establishment of wildlife corridors, prevention of fires, and protection of wildlife. The group supports ten learning centers established in collaboration with the Humana Child Aid Society, a non-governmental organisation that provides education to school going children of its workforce. Also, the company engages with state wildlife agencies for staff training to reduce or avoid human-wildlife conflicts.	✓ 1 / 1 Source
<input type="checkbox"/> 9. Sustainability report published within last two years?	✓ 1 / 1 Source
<input type="checkbox"/> 10. Reports through standardised reporting systems? GRI standards.	✓ 1 / 1 Source
<input checked="" type="checkbox"/> 11. Verification report on compliance with POIG Charter, if a POIG member? This indicator is disabled as the company is not a POIG member.	
<input checked="" type="checkbox"/> 12. Climate risks assessment available?	✘ 0 / 1



> Landbank, maps and traceability

20.75 / 26 79.8%

3 media reports



<input type="checkbox"/> 13. Total land area managed/controlled for oil palm (ha)? 242,541	✓ 1 / 1 Source
<input type="checkbox"/> 14. Total oil palm planted area (ha)? 159,183 - The company reports 159,183 ha planted area (excluding buildings & infrastructure), including 15,854 ha of plasma area.	✓ 1 / 1 Source
<input type="checkbox"/> 15. Plasma/scheme smallholders planted area (ha)? 15,854	✓ 1 / 1 Source

<p>16. Unplanted (areas designated for future planting) (ha)? 48,932</p>	<p>✓ 1 / 1 Source</p>
<p>17. Conservation set-aside area, including HCV area (ha)? 29,213 - The company states that the land designated and managed as HCV area is 19,281 ha and other conservation areas set aside excluding the HCV area 9,932 ha.</p>	<p>✓ 1 / 1 Source</p>
<p>18. Maps of estates/management units?</p>	<p>✓ 1 / 1 Source</p>
<p>19. Maps of scheme/plasma smallholders? The company only reports coordinates for RSPO certified plasma smallholders.</p>	<p>P 0.5 / 1 Source</p>
<p>20. Names and locations of all third-party supplying plantations? The company provides names and coordinates of three plasma smallholder supplier estates, however, it is unclear if this represents all of its third-party supplying plantations.</p>	<p>P 0.5 / 1 Source</p>
<p>21. Number of company-owned mills? 11</p>	<p>✓ 1 / 1 Source</p>
<p>22. Names and locations of company-owned mills? The company has reported the name and location of all its mills in its Sustainability Report 2019.</p>	<p>✓ 1 / 1 Source</p>
<p>23. Number (or percentage) of company-owned mills that source from company-owned operations and/or third parties? The company has provided the percentage supply from company-owned operations and third parties for all its mills. Only one mill sources FFB entirely from the company's own estate.</p>	<p>✓ 1 / 1 Source</p>
<p>24. Reports total volumes (or percentages) sourced by company-owned mills that come from company-owned operations and/or third-parties? The company reports volume FFB supplied in metric tons from its own estates, third party suppliers and smallholders and plasma schemes as 2,061,461, 270,399, and 142,517 respectively.</p>	<p>✓ 1 / 1 Source</p>
<p>25. Number of third party supplying mills? 40</p>	<p>✓ 1 / 1 Source</p>
<p>26. Names and locations of all third-party supplying mills?</p>	<p>✓ 1 / 1 Source</p>
<p>27. Number (or percentage) of third party supplying mills that source from their own plantations and/or third party plantations?</p>	<p>✗ 0 / 1</p>
<p>28. Reports total volume (or percentages) sourced from third-party supplying mills that come from the supplying mills' own operations and/or third parties?</p>	<p>✗ 0 / 1</p>
<p>29. Total volume (or percentage) sourced for refineries that comes from intermediary traders and/or</p>	<p>✓ 1 / 1 Source</p>


refiners rather than directly from mills? The company's refinery only sources from mills.			
30. Time-bound commitment to achieve 100% traceability to mill level? The company reports that it has achieved 100% traceability to Oil Mills in 2019.	✓	1 / 1	Source
31. Percentage of supply traceable to mill level? The company states that 100% of supply is traceable to mill level. Also, the data is externally verified by RSPO.	✓ +	1 / 1 1 / 1	Source
32. Time-bound commitment to achieve 100% traceability to plantation level? The company commits to achieving 100% traceability to the plantation level by 2023. Also, reports that currently, it has 48% traceability.	✓	1 / 1	Source
33. Percentage of fresh fruit bunches (FFB) supply to own mills traceable to plantation level?	✓ +	1 / 1 1 / 1	Source
34. Percentage of supply from third-party mills traceable to plantation level?	✗	0 / 2	
35. Publishes traceability data at refinery level? The company states that 38% of supply is traceable to the plantation level.	P	0.75 / 1	Source
36. Publishes traceability data at crusher level? This indicator is disabled as the company does not own palm kernel crushing facilities.			



> Certification standards

8 / 16 54.5%

⚠ 4 media reports



37. Member of the Roundtable on Sustainable Palm Oil (RSPO)? 2006 - A member since 2006, in April 2014, the company had its RSPO membership suspended. However, in September 2014, the company's membership status was reinstated.	✓	1 / 1	Source
38. RSPO-certified within three years of joining the RSPO or by November 2010, for companies joining prior to finalisation of the RSPO certification systems in November 2007? 2015	✗	0 / 1	
39. Submitted most recent RSPO Annual Communication of Progress (ACOP)?	✓	1 / 1	Source
40. Listed all countries and regions in which operates in most recent RSPO Annual Communication of Progress (ACOP)? The company states that it operates in the following countries and regions: Indonesia (Central Kalimantan, South	✓	1 / 1	Source

Kalimantan, West Kalimantan) and Malaysia (Johor, Kedah, Malacca, Perak, Sabah, Selangor).

<p>41. Percentage of area (ha) RSPO-certified?</p>	<p>P 0.33 / 1 Source</p>
<p>42. Percentage of mills RSPO-certified? 63.6% - The company has seven out of eleven mills RSPO-certified.</p>	<p>P 0.63 / 1 Source</p>
<p>43. Time-bound plan for achieving 100% RSPO certification of estates and mills within 5 years or achieved 100% RSPO-certification of estates? 2023 - The company has a target of achieving 100% RSPO certification by 2023.</p>	<p>✓ 1 / 1 Source</p>
<p>44. Year expected to achieve 100% RSPO certification of all palm product processing facilities?</p>	<p>✗ 0 / 1</p>
<p>45. Percentage of scheme/plasma smallholders (ha) RSPO-certified? 18.3% - The company reports that 18.30% of land under scheme smallholders is RSPO-certified.</p>	<p>P 0.18 / 1 Source</p>
<p>46. Time-bound plan for achieving 100% RSPO certification of scheme/plasma/associated smallholders and outgrowers within 5 years or target already achieved? 2026 - The target of 2026 is not within five years.</p>	<p>✗ 0 / 1 Source</p>
<p>47. Percentage of FFB supply (tonnes) from independent smallholders/outgrowers/third-party FFB suppliers that is RSPO-certified? 8.44% - The company reports that 8.44% of its FFB supply from independent smallholders/outgrowers/third party FFB suppliers is RSPO certified.</p>	<p>P 0.08 / 1 Source</p>
<p>48. Percentage of all palm oil and oil palm products handled/traded/processed (tonnes) that is RSPO-certified?</p>	<p>✗ 0 / 1</p>
<p>49. Sells or processes/trades RSPO-certified palm oil through Segregated or Identity Preserved supply chains? The company sells Mass Balance and Identity Preserved palm oil.</p>	<p>✓ 1 / 1 Source</p>
<p>50. Indonesia Sustainable Palm Oil (ISPO) certified (100%)? The company reports that two of its estates (PT Sepanjang Intisurya Mulia and PT Sawit Mitra Abadi) and one mill (Mulia Oil Mill) are ISPO certified.</p>	<p>P 0.5 / 1 Source</p>
<p>51. Malaysia Sustainable Palm Oil (MSPO) certified? The company has both estates and mills certified in different locations.</p>	<p>✓ 1 / 1 Source</p>
<p>52. Certified under voluntary sustainability certification scheme (e.g. ISCC, SAS, RSB)? The company reports all its Malaysian oil mills and their supply bases are certified by the International Sustainability and Carbon Certification (ISCC) EU and ISCC PLUS standards.</p>	<p>✓ 1 / 1 Source</p>



 20 media reports


	✓	1 / 1	Source
<p>53. Commitment to zero deforestation or zero conversion of natural ecosystems?</p> <p>The company has a commitment to protect HCV and HCS areas, and states that "any new planting development conducted within the Group is according to RSPO's New Planting Procedure and the High Carbon Stock Approach (HCSA) and its Toolkit".</p>			
	✓	1 / 1	Source
<p>54. Commitment to zero deforestation or zero conversion of natural ecosystems applies to all suppliers?</p> <p>The company states that any new planting development conducted within the Group is according to RSPO's New Planting Procedure and the High Carbon Stock Approach (HCSA) and its Toolkit. Also, reports its commitment to only use licensed HCV and HCS assessors accredited by the HCV Resource Network's Assessor Licensing Scheme (ALS). The same applies to third party suppliers inclusive of plasma scheme smallholders.</p>			
	P	0.5 / 1	Source
<p>55. Criteria for defining deforestation?</p> <p>HCV and HCS like virgin forest and peatland are conserved. The cut-off date is not mentioned.</p>			
	✓	1 / 1	Source
<p>56. Evidence of monitoring deforestation?</p> <p>Points for external verification have been awarded on the basis of the company's RSPO-certified landbank.</p>			
	✗	0 / 1	
<p>57. Evidence of monitoring deforestation in supplier operations?</p>			
	✗	0 / 1	
<p>58. Amount of illegal/non-compliant deforestation recorded in own operations?</p>			
	✗	0 / 1	
<p>59. Amount of illegal/non-compliant deforestation recorded in supplier operations?</p>			
	✗	0 / 1	
<p>60. Commitment to restoration of non-compliant deforestation/conversion?</p>			
	✗	0 / 1	
<p>61. Commitment to restoration of non-compliant deforestation/conversion applies to all suppliers?</p>			
	✓	1 / 1	Source
<p>62. Implementing a landscape or jurisdictional level approach?</p> <p>Points for external verification have been awarded on the basis of the company's RSPO-certified landbank.</p>			
	✓	1 / 1	Source
<p>63. Commitment to biodiversity conservation?</p>			
	✓	1 / 1	Source
<p>64. Commitment to biodiversity conservation applies to all suppliers?</p>			
	✓	1 / 1	Source
	+	0.33 / 1	
<p>65. Identified species of conservation concern, referencing international or national system of species classification?</p> <p>Points for external verification have been awarded on the basis of the company's RSPO-certified landbank.</p>			

✓	1 / 1	Source
<p>66. Examples of species and/or habitat conservation management? Points for external verification have been awarded on the basis of the company's RSPO-certified landbank.</p>		
✓	1 / 1	Source
<p>67. Commitment to no hunting or only sustainable hunting of species?</p>		
✓	1 / 1	Source
<p>68. Commitment to no hunting or only sustainable hunting of species applies to all suppliers?</p>		



> HCV, HCS and impact assessments

11 / 11 100%

5 media reports



✓	1 / 1	Source
<p>69. Commitment to conduct High Conservation Value (HCV) assessments? The company commits under the RSPO New Planting Procedures (NPP) as an RSPO member reporting as a grower.</p>		
✓	1 / 1	Source
<p>70. Commitment to conduct High Conservation Value (HCV) assessments applies to all suppliers?</p>		
✓	1 / 1	Source
<p>71. High Conservation Value (HCV) assessments for planting undertaken prior to January 2015, and associated management and monitoring plans? The following HCV assessments are publicly available: PT Dwie Warna Karya, PT Globalindo Agung Lestari, PT Kapuas Maju Jaya and PT Susantri Permai (in Central Kalimantan), PT Surya Agro Palma, PT Citra Sawit Cemerlang, PT Permata Sawit Mandiri, PT Sepanjang Intisurya Mulia and Sawit Mitra Abadi (in West Kalimantan).</p>		
✓	1 / 1	Source
<p>72. High Conservation Value (HCV) assessments for all estates planted since January 2015? The company has an HCV assessment summary for Genting Jambongan Estate Sabah, PT Palma Agro Lestari Jaya, PT Sawit Mitra Abadi and PT Agro Abadi Cemerlang.</p>		
✓	1 / 1	Source
<p>73. High Conservation Value (HCV) management and monitoring plans for all estates planted since January 2015? The company has High Conservation Value management and monitoring plans for Genting Jambongan Estate Sabah, PT Palma Agro Lestari Jaya, PT Sawit Mitra Abadi and PT Agro Abadi Cemerlang.</p>		
✓	1 / 1	Source
<p>74. Commitment to only use licensed High Conservation Value (HCV) assessors accredited by the HCV Resource Network's Assessor Licensing Scheme (ALS)? The company has an explicit commitment to use HCV ALS licensed assessors. And also, commits under the RSPO New Planting Procedures (NPP) as an RSPO member reporting as a grower.</p>		
✓	1 / 1	Source
<p>75. Commitment to only use licensed High Conservation Value (HCV) assessors accredited by the HCV Resource Network's Assessor Licensing Scheme (ALS) applies to all suppliers?</p>		
✓	1 / 1	Source
<p>76. Satisfactory review of all High Conservation Value (HCV) assessments undertaken since January 2015 by the HCV ALS Quality Panel? Three of the company's HCV assessments have been deemed satisfactory (PT Palma Agro Lestari Jaya, PT Sawit Mitra</p>		

Abadi, and PT Agro Abadi Cemerlang). The HCV assessment for Genting Jambongan Estate was carried out prior to 2015.

✓ 1 / 1 [Source](#)
77. Commitment to the High Carbon Stock (HCS) Approach?

The company commits to the High Carbon Stock (HCS) Approach. Also, commits under the RSPO New Planting Procedures (NPP) as an RSPO member reporting as a grower.

✓ 1 / 1 [Source](#)
78. Commitment to the High Carbon Stock (HCS) Approach applies to all suppliers?

✓ 1 / 1 [Source](#)
79. High Carbon Stock (HCS) assessments available?

Two of the company's subsidiaries, PT Citra Sawit Cemerlang & PT Palma Agro Lestari Jay, have completed registered HCSA assessments. Also, the assessments are publicly available.

✓ 1 / 1 [Source](#)
80. Commitment to conduct social and environmental impact assessments (SEIAs)?

The company commits to conduct SEIAs. Also, points awarded for commitment under the RSPO New Planting Procedures (NPP) as an RSPO member reporting as a grower.

✓ 1 / 1 [Source](#)
81. Commitment to conduct social and environmental impact assessments (SEIAs) applies to all suppliers?

✓ 1 / 1 [Source](#)
82. Social and environmental impact assessments (SEIAs) available, and associated management and monitoring plans?

The following SEIAs are publicly available: Genting Jambongan Estate (in Sabah), PT Dwie Karya Utama, PT Globalindo Agung Lestari, PT Kapuas Maju Jaya and PT Susantri Permai (in Central Kalimantan), and PT Surya Agro Palma, PT Citra Sawit Cemerlang, PT Permata Sawit Mandiri, PT Sawit Mitra Abadi and PT Sepanjang Intisurya Mulia (in West Kalimantan). PT Permata Sawit Mandiri is no longer a subsidiary of Genting Plantations.



> **Peat, fire and GHG emissions**

13 / 20 67.1%

⚠ 3 media reports

✓ 1 / 1 [Source](#)
83. Commitment to no planting on peat of any depth?

The company commits under the RSPO New Planting Procedures (NPP) as an RSPO member reporting as a grower.

P 0.5 / 1 [Source](#)
84. Commitment to no planting on peat of any depth applies to all suppliers?

The company is only committed to no new planting on peatland of any depth. The same applies to all the suppliers.

P 0.5 / 1 [Source](#)
85. Landbank or planted area on peat (ha)?

The company stated in 2016 that less than 3% of titled areas in Malaysia with existing oil palm plantings on peat but this is more than two years old and the company does not report figures for Indonesia.













✗ 0 / 1
86. Implementation of commitment to no planting on peat of any depth?

<p>■ 87. Commitment to best management practices for soils and peat?</p>	✓	1 / 1 Source
<p>■ 88. Commitment to best management practices for soils and peat applies to all suppliers?</p>	✓	1 / 1 Source
<p>■ 89. Evidence of best management practices for soils and peat? Points for external verification have been awarded on the basis of the company's RSPO-certified landbank.</p>	✓ +	1 / 1 Source 0.33 / 1
<p>■ 90. Commitment to zero burning?</p>	✓	1 / 1
<p>■ 91. Commitment to zero burning applies to all suppliers?</p>	✓	1 / 1 Source
<p>■ 92. Evidence of fire monitoring and management? The company provides various evidence of fire monitoring and management. Awarded full points for external verification on the basis of the company's RSPO-certified landbank.</p>	✓ +	1 / 1 Source 0.33 / 1
<p>■ 93. Details/number of hotspots/fires in company estates? The company reports that it has identified 1,148 hotspots and 108 are been identified through RSPO in its concessions.</p>	✓	1 / 1 Source
<p>■ 94. Details/number of hotspots/fires within surrounding landscape/smallholders? The company reports that a total of 25 fire incidence were recorded in the area surrounding its concessions. Also, three and six hotspots were identified through RSPO and Genting Plantations Fire Monitoring System respectively.</p>	✓	1 / 1 Source
<p>■ 95. Time-bound commitment to reduce greenhouse gas (GHG) emissions intensity?</p>	✗	0 / 1
<p>■ 96. GHG emissions intensity? The company reports GHG emission intensity figures for all the operating units as follows Estates 86, Oil Mills 321, Refinery 11, Biodiesel plants 118 kgCO₂eq per mt product.</p>	✓	1 / 1 Source
<p>■ 97. GHG emissions from land use change?</p>	✗	0 / 1
<p>■ 98. Progress towards commitment to reduce GHG emissions intensity? The company reports the GHG emission intensity was reduced from 104 to 86 tCO₂e/ha for estate, from 415 to 321 tCO₂e/ha for oil mills, from 17 to 11 tCO₂e/ha for refinery and an increase in GHG intensity for biodiesel plants from 103 to 118 tCO₂e/ha.</p>	P	0.75 / 1 Source
<p>■ 99. Methodology used to calculate GHG emissions? ISCC GHG and PalmGHG.</p>	✓	1 / 1 Source
<p>■ 100. Percentage of mills with methane capture (100%)?</p>	✗	0 / 1



 12 media reports



<p> 101. Time-bound commitment to improve water use intensity?</p>	<p>✘ 0 / 1</p>
<p> 102. Water use intensity? The company reports water use intensity for downstream manufacturing as 0.25 m3, oil mill as 5.36 m3, and Malaysian estate as 1.13.</p>	<p>P 0.5 / 1 Source</p>
<p> 103. Progress towards commitment on water use intensity? The company reports water use intensity figures for 2016, 2017, 2018, and 2019 that show a reduction in water use intensity over time to 5.36 m3 water per MT in oil mill processing and 1.13 m3 water per MT in Malaysian estates. And an increase in downstream manufacturing by 0.3 m3 water per MT.</p>	<p>P 0.75 / 1 Source</p>
<p> 104. Time-bound commitment to improve water quality (BOD and COD)?</p>	<p>✘ 0 / 1</p>
<p> 105. Progress towards commitment on water quality (BOD and COD)? The company reports figures for BOD for all its oil mills, that are all within legal limits, which are specified. However, the company does not report COD figures. Also, the data is not externally verified.</p>	<p>P 0.5 / 1 Source</p>
<p> 106. Treatment of palm oil mill effluent (POME)? Points for external verification have been awarded on the basis of the company's RSPO-certified landbank.</p>	<p>✓ + 1 / 1 Source 0.33 / 1</p>
<p> 107. Treatment of palm oil refinery effluent (PORE)? The company mentions that it treats downstream manufacturing effluent but does not mention PORE specifically.</p>	<p>P 0.5 / 1 Source</p>
<p> 108. Commitment to protect natural waterways through buffer zones?</p>	<p>✓ 1 / 1 Source</p>
<p> 109. Implementation of commitment to protect natural waterways through buffer zones? Points for external verification have been awarded on the basis of the company's RSPO-certified landbank.</p>	<p>✓ + 1 / 1 Source 0.33 / 1</p>
<p> 110. Commitment to minimise the use of chemicals, including pesticides and chemical fertilisers?</p>	<p>✓ 1 / 1 Source</p>
<p> 111. Commitment to minimise the use of chemicals, including pesticides and chemical fertilisers, applies to all suppliers?</p>	<p>✓ 1 / 1 Source</p>
<p> 112. Commitment to no use of paraquat?</p>	<p>✓ 1 / 1 Source</p>

<p>✓ 1 / 1 Source</p> <p>■ 113. Commitment to no use of paraquat applies to all suppliers?</p>
<p>✓ 1 / 1 Source</p> <p>■ 114. Commitment to no use of World Health Organisation (WHO) Class 1A and 1B pesticides?</p>
<p>✓ 1 / 1 Source</p> <p>■ 115. Commitment to no use of World Health Organisation (WHO) Class 1A and 1B pesticides applies to all suppliers?</p>
<p>✓ 1 / 1 Source</p> <p>■ 116. Commitment to no use of chemicals listed under the Stockholm Convention and Rotterdam Convention?</p>
<p>✓ 1 / 1 Source</p> <p>■ 117. Commitment to no use of chemicals listed under the Stockholm Convention and Rotterdam Convention applies to all suppliers?</p>
<p>✓ 1 / 1 Source</p> <p>■ 118. Chemical usage per ha or list of chemicals used?</p>
<p>✓ 1 / 1 Source + 0.33 / 1</p> <p>■ 119. Implementation of commitment to minimise inorganic fertiliser use? The company states that the empty fruit bunches are applied in its estates as organic mulch for the purpose to supplement and reduce the use of inorganic chemical fertilisers. Points for external verification have been awarded on the basis of the company's RSPO-certified landbank.</p>
<p>✓ 1 / 1 Source + 0.33 / 1</p> <p>■ 120. Integrated Pest Management (IPM) approach? The company has implemented the integrated pest management approach to reduce the use of chemicals and pesticides, ensure the safety of its workforce, local communities, and the environment. Points for external verification have been awarded on the basis of the company's RSPO-certified landbank.</p>
<p>✓ 1 / 1 Source</p> <p>■ 121. Waste management system in place to avoid negative impacts? The company has a waste management system in place. Points for external verification have been awarded based on the company's RSPO-certified landbank.</p>



> Community, land and labour rights

31 / 35 88.6%

⚠ 1 media report



<p>✓ 1 / 1 Source</p> <p>■ 122. Commitment to human rights?</p>
<p>✓ 1 / 1 Source</p> <p>■ 123. Commitment to human rights applies to all suppliers?</p>
<p>✓ 1 / 1 Source</p> <p>■ 124. Progress on human rights commitment? Points for external verification have been awarded on the basis of the company's RSPO-certified landbank.</p>

<p>■ 125. Commitment to respect indigenous and local communities' rights?</p>	✓	1 / 1	Source
<p>■ 126. Commitment to indigenous and local communities' rights applies to all suppliers?</p>	✓	1 / 1	Source
<p>■ 127. Commitment to respect legal and customary land tenure rights?</p>	✓	1 / 1	Source
<p>■ 128. Commitment to legal and customary land rights applies to all suppliers?</p>	✓	1 / 1	Source
<p>■ 129. Commitment to free, prior and informed consent (FPIC)? The company has an explicit commitment to free, prior, and informed consent. Also, commits under the RSPO New Planting Procedures (NPP) as an RSPO member reporting as a grower.</p>	✓	1 / 1	Source
<p>■ 130. Commitment to free, prior and informed consent (FPIC) applies to all suppliers?</p>	✓	1 / 1	Source
<p>■ 131. Details of free, prior and informed consent (FPIC) process available? The company in its sustainability report provides the details of the free, prior, and informed consent (FPIC) process. Also, the RSPO Principles and Criteria 2018 contain guidance and requirements on the process to conduct free, prior, and informed consent (FPIC). Points have therefore been awarded on the basis of the company's commitments under the RSPO New Planting Procedures (NPP) as an RSPO member reporting as a grower.</p>	✓	1 / 1	Source
<p>■ 132. Examples of local stakeholder engagement to prevent conflicts?</p>	✗	0 / 1	
<p>■ 133. Details of process for addressing land conflicts available? The land conflict resolution process for new planting is discussed. However, very limited details are provided.</p>	P	0.5 / 1	Source
<p>■ 134. Supports the inclusion of women across palm oil operations, including addressing barriers faced? Points for external verification have been awarded on the basis of the company's RSPO-certified landbank.</p>	✓	1 / 1	
<p>■ 135. Commitment to mitigate impacts on food security?</p>	✗	0 / 1	
<p>■ 136. Commitment to mitigate impacts on food security applies to all suppliers?</p>	✗	0 / 1	
<p>■ 137. Progress on commitment to mitigate impacts on food security? Points for external verification have been awarded on the basis of the company's RSPO-certified landbank.</p>	✓	1 / 1	
<p>■ 138. Commitment to provide essential community services and facilities?</p>	✓	1 / 1	Source
<p>■ 139. Progress on commitment to provide essential community services and facilities? Points for external verification have been awarded on the basis of the company's RSPO-certified landbank.</p>	✓	1 / 1	Source
<p>■ 140. Commitment to provide business/work opportunities for local communities?</p>			

	✓	1 / 1	Source
<input checked="" type="checkbox"/> 141. Commitment to Fundamental ILO Conventions or Free and Fair Labour Principles?	✓	1 / 1	Source
<input checked="" type="checkbox"/> 142. Commitment to Fundamental ILO Conventions or Free and Fair Labour Principles applies to all suppliers?	✓	1 / 1	Source
<input checked="" type="checkbox"/> 143. Progress on commitment to respect all workers' rights? Points for external verification have been awarded on the basis of the company's RSPO-certified landbank.	✓	1 / 1	Source
<input checked="" type="checkbox"/> 144. Commitment to eliminate gender related discrimination with regards to employment?	✓	1 / 1	Source
<input checked="" type="checkbox"/> 145. Commitment to eliminate gender related discrimination with regards to employment applies to all suppliers?	✓	1 / 1	Source
<input checked="" type="checkbox"/> 146. Progress on commitment to eliminate gender related discrimination with regards to employment? Points for external verification have been awarded on the basis of the company's RSPO-certified landbank.	✓	1 / 1	Source
<input type="checkbox"/> 147. Percentage or number of temporary employees? This indicator is disabled as the company has no temporary employees.			
<input type="checkbox"/> 148. Percentage or number of women employees? 4,942	✓	1 / 1	Source
<input checked="" type="checkbox"/> 149. Commitment to pay at least minimum wage? The company is committed to paying fair wages to the workforce and ensuring that it meets the applicable minimum wages in countries where it operate.	✓	1 / 1	Source
<input checked="" type="checkbox"/> 150. Commitment to pay at least minimum wage applies to all suppliers?	✓	1 / 1	Source
<input checked="" type="checkbox"/> 151. Progress on commitment to pay at least minimum wage? Points for external verification have been awarded on the basis of the company's RSPO-certified landbank.	✓	1 / 1	Source
<input type="checkbox"/> 152. Reporting of salary by gender? The company reports salary by gender only for Malaysian employees.	P	0.5 / 1	Source
<input checked="" type="checkbox"/> 153. Commitment to address occupational health and safety?	✓	1 / 1	Source
<input checked="" type="checkbox"/> 154. Commitment to address occupational health and safety applies to all suppliers?	✓	1 / 1	Source
<input checked="" type="checkbox"/> 155. Provision of personal protective equipment and related training? Points for external verification have been awarded on the basis of the company's RSPO-certified landbank.	✓	1 / 1	Source

<p><input type="checkbox"/> 156. Time lost due to work-based injuries? 5.34 - Injuries per one million man-hours worked.</p>	✓	1 / 1	Source
<p><input type="checkbox"/> 157. Number of fatalities as a result of work-based accidents? 3 - The company reports zero fatalities in Malaysia and three in Indonesia. Fatalities per one million man-hours worked.</p>	✓	1 / 1	Source



> Smallholders and suppliers

5 / 16 31.3%

<div style="background-color: #4F81BD; width: 31.3%; height: 20px;"></div>			
<p><input type="checkbox"/> 158. Commitment to support smallholders?</p>	✓	1 / 1	Source
<p><input type="checkbox"/> 159. Programme to support scheme/plasma smallholders? The company has programmes implemented to improve the livelihoods of the smallholders, enhance productivity, quality and other support mechanisms such as assistance in procuring agrochemicals. The points for external verification have been awarded on the basis of the company's RSPO-certified landbank.</p>	✓	1 / 1	Source
<p><input type="checkbox"/> 160. Percentage of scheme/plasma smallholders involved in programme?</p>	✗	0 / 1	
<p><input type="checkbox"/> 161. Programme to support independent smallholders/outgrowers? Points for external verification have been awarded on the basis of the company's RSPO-certified landbank.</p>	✓	1 / 1	
<p><input type="checkbox"/> 162. Percentage of independent smallholders/outgrowers involved in programme?</p>	✗	0 / 1	
<p><input type="checkbox"/> 163. Process used to prioritise, assess and/or engage suppliers on compliance with company's policy and/or legal requirements? The company states that all contractors are required to acknowledge and adopt its environmental and social policies.</p>	✓	1 / 1	Source
<p><input type="checkbox"/> 164. Number or percentage of suppliers assessed and/or engaged on compliance with company's policy and/or legal requirements? The company states that all contractors are required to acknowledge and adopt its environmental and social policies. However, the number or percentage of suppliers engaged in compliance is not reported.</p>	P	0.5 / 1	Source
<p><input type="checkbox"/> 165. Suspension or exclusion criteria for suppliers? The company states that suppliers are required to acknowledge and adopt the company's policies. However, no timeframe for action or steps taken to suspend or exclude suppliers is given.</p>	P	0.5 / 1	Source
<p><input type="checkbox"/> 166. Time-bound action plans (including Key Performance Indicators) for suppliers to be in compliance with palm oil sourcing commitments?</p>	✗	0 / 1	
<p><input type="checkbox"/> 167. Proportion of direct and indirect supply that comes from palm oil plantations which are compliant with palm oil sourcing policies?</p>	✗	0 / 1	

■ 168. Time-bound plan to engage with all high risk mills within 3 years?	✗	0 / 1
■ 169. Programme to support high risk mills to become compliant with sourcing policies?	✗	0 / 1
■ 170. Regularly engages with a subset of high risk mills?	✗	0 / 1
■ 171. Procedures in place to assess all own and third party supplying palm oil mills for risk level?	✗	0 / 1
■ 172. Regularly assesses and categorises the risk level of all their own and third party supplying mills?	✗	0 / 1
■ 173. Regularly reports the risk level of all own and third party supplying mills identified in its supply chain?	✗	0 / 1



> Governance and grievances

6 / 7 85.7%

⚠ 4 media reports



■ 174. Commitment to ethical conduct and prohibition of corruption?	✓	1 / 1 Source
■ 175. Commitment to ethical conduct and prohibition of corruption applies to all suppliers?	✓	1 / 1 Source
■ 176. Progress on commitment to ethical conduct and prohibition of corruption? Points for external verification have been awarded on the basis of the company's RSPO-certified landbank.	✓	1 / 1 Source
■ 177. Disclosure of the company's management approach to tax and payments to governments?	✗	0 / 1
■ 178. Whistleblowing procedure?	✓	1 / 1 Source
■ 179. Own grievance or complaints system open to all stakeholders?	✓	1 / 1 Source
■ 180. Details of complaints and grievances disclosed?	✓	1 / 1 Source

Media monitor: Genting Plantations Bhd

SPOTT monitors global media sources for coverage of assessed companies. The media monitor gathers reports about specific activities related to the assessment indicator categories. ZSL does not assess or score the validity of media

coverage, but users can explore the media monitor to provide context on implementation, and infer risks associated with reported operations on the ground.

Last media reports:

Palm oil media reports (34) 

June 2020

Mighty Earth Rapid Response Palm Oil Report

[Visit external site](#)



November 2019

ASEAN HAZE 2019: THE BATTLE OF LIABILITY

[Visit external site](#)



Show media reports

By category By year

All media reports



3



3

