

Archer Daniels Midland Company (ADM)

Palm oil
assessment

Total score:

53.3%

Latest update: October 2019

Next scheduled: October 2020

About this company:

Established in 1923, US based commodity processor and trader ADM also owns palm oil operations in Brazil. The company procures, transports, stores, and merchandises agricultural commodities and products including oilseeds, corn, wheat, milo, oats, rice, and barley.

Landbank (oil palm) 13,000 hectares

Palm cultivation revenue: 39%

Market cap: 22,501,751,984 USD

Thomson Reuters ticker: ADM.N

Bloomberg ticker: ADM US

ISIN: US0394831020

RSPO member? Yes


Activities: oil palm cultivation, palm kernel crushing, palm oil refining, trading and distribution

Locations: Brazil (Par   state)

Headquarters: USA

Related companies: Archer Daniels Midland has a 25% ownership interest in [Wilmar International Ltd](#). ADM has a joint venture with Wilmar - [\[Olenex\]\(http://www.olenex.com\)](http://www.olenex.com) - that markets palm oil products in Europe.

Website: <http://www.adm.com>
[Latest annual report \(2018\)](#) | [Sustainability report \(2018\)](#)

Total:	98.14 / 184	53.3%
		



> Sustainability policy and leadership

9.5 / 11 86.4%

 4 media reports



<input type="checkbox"/> 1. Sustainable palm oil policy or commitment for all its operations?	✓	1 / 1	Source
<input type="checkbox"/> 2. Sustainable palm oil policy or commitment applies to all suppliers?	✓	1 / 1	Source
<input type="checkbox"/> 3. High-level position of responsibility for sustainability? Chief Sustainability Officer	✓	1 / 1	Source
<input type="checkbox"/> 4. One or more members within the board of the company have responsibility for sustainability?	✓	1 / 1	Source
<input type="checkbox"/> 5. Percentage or number of women in senior management team?			

20% - The company reports a figure of around 20% for women within the senior leadership team	✓	1 / 1	Source
6. Percentage or number of women board members? 3 (25%) - The company provides biographies of the Board of Directors but does not explicitly state the number of women	P	0.5 / 1	Source
7. Member of multiple industry schemes or other external initiatives to reduce negative environmental or social outcomes associated with palm oil production? Member of UNGC, WBCSD and signatory of the International Trade Centers (ITC) Trade for Sustainable Development Principles (T4SD).	✓	1 / 1	Source
8. Collaboration with stakeholders to reduce negative environmental or social outcomes associated with palm oil production? The company has partnered with TFT to help implement its policy and increase traceability of its supply chain and has donated to TFT's Rurality projects in Sabah, and works with other organisations including Solidaridad, and SPVS (Sociedade de Pesquisa em Vida Selvagem e Educação Ambiental)	✓	1 / 1	Source
9. Sustainability report published within last two years? The company published a 2018 Sustainability Report	✓	1 / 1	Source
10. Reports through standardised reporting systems? CDP, GRI	✓	1 / 1	Source
11. Verification report on compliance with POIG Charter, if a POIG member? This indicator is disabled as the company is not a POIG member			
12. Climate risks assessment available?	✗	0 / 1	Source



> Landbank, maps and traceability

12.64 / 22 57.5%

3 media reports



13. Total land area managed/controlled for oil palm (ha)? 13,000	✓	1 / 1	Source
14. Total oil palm planted area (ha)? 5,500	✓	1 / 1	Source
15. Plasma/scheme smallholders planted area (ha)? 2,029.9	✓	1 / 1	Source
16. Unplanted (areas designated for future planting) (ha)?	✓	1 / 1	Source

0			
<input type="checkbox"/> 17. Conservation set-aside area, including HCV area (ha)? 5,500 - HCV areas	✓	1 / 1	Source
<input type="checkbox"/> 18. Area for infrastructure (ha)?	✗	0 / 1	Source
<input type="checkbox"/> 19. Maps of estates/management units? Concession boundaries have been made available to the RSPO and the company declares these represent 100% of its concession sites	✓	1 / 1	Source
<input type="checkbox"/> 20. Maps of scheme/plasma smallholders? The company provides a map of its managed farms and smallholders, but boundaries of smallholder estates are not provided	P	0.5 / 1	Source
<input type="checkbox"/> 21. Names and locations of all third-party supplying plantations?	✗	0 / 1	Source
<input type="checkbox"/> 22. Number of company-owned mills? This indicator is disabled as the company does not own mills			
<input type="checkbox"/> 23. Names and coordinates of company-owned mills? This indicator is disabled as the company does not own mills			
<input type="checkbox"/> 24. Number (or percentage) of company-owned mills that source from company-owned plantations and/or third-party plantations? This indicator is disabled as the company does not own mills			
<input type="checkbox"/> 25. Total volumes (or percentages) sourced by company-owned mills that come from company-owned plantations and/or third-party plantations? This indicator is disabled as the company does not own mills			
<input type="checkbox"/> 26. Number of supplier mills?	✓	1 / 1	Source
<input type="checkbox"/> 27. Names and coordinates of all third-party supplying mills?	✓	1 / 1	Source
<input type="checkbox"/> 28. Number (or percentage) of third-party supplier mills that source from their own plantations and/or third-party plantations?	✗	0 / 1	Source
<input type="checkbox"/> 29. Total volumes (or percentages) sourced from third-party supplier mills that come from their own plantations and/or third-party plantations?	✗	0 / 1	Source
<input type="checkbox"/> 30. Total volume (or percentage) sourced for refineries that comes from intermediary traders and/or refiners rather than directly from mills?	✓	1 / 1	Source


<p>31. Time-bound commitment to achieve 100% traceability to mill level? The company has a commitment to maintain 98% traceability to mill</p>	P	0.5 / 1	Source
<p>32. Percentage of supply traceable to mill level? The company reports traceability to mill is 98.1% for Palm Oil and 98.7% for Palm Kernel Oil</p>	P	0.98 / 2	Source
<p>33. Time-bound commitment to achieve 100% traceability to plantation level?</p>	✗	0 / 1	Source
<p>34. Percentage of fresh fruit bunches (FFB) from own mills traceable to plantation level? This indicator is disabled as the company does not own mills</p>			
<p>35. Percentage of fresh fruit bunches (FFB) from supplier mills traceable to plantation level? 16.4 - The company reports traceability to plantation is 16.4% for Palm Oil and 17% for Palm Kernel Oil</p>	P	0.16 / 2	Source
<p>36. Publishes traceability data at refinery level? The company provides details on plantation traceability per city of operation</p>	P	0.75 / 1	Source
<p>37. Publishes traceability data at crusher level? The company provides details on plantation traceability per city of operation</p>	P	0.75 / 1	Source



> Deforestation and biodiversity

8.75 / 18 48.6%

20 media reports



<p>38. Commitment to zero deforestation or zero conversion of natural ecosystems?</p>	✓	1 / 1	Source
<p>39. Commitment to zero deforestation or zero conversion of natural ecosystems applies to all suppliers?</p>	✓	1 / 1	Source
<p>40. Criteria for defining deforestation? HCS, HCV</p>	✓	1 / 1	Source
<p>41. Evidence of monitoring deforestation? In regard to its own plantations, the company states that it regularly maps its own estate to monitor deforestation. The company states that the charity Kumacaya carries out on the ground monitoring and verification, but it is unclear if this applies to all operations, the methodology used and the timeframe</p>	P	0.5 / 2	Source
<p>42. Amount of illegal/non-compliant deforestation recorded in own operations?</p>	✗	0 / 1	Source
<p>43. Amount of illegal/non-compliant deforestation recorded in supplier operations?</p>	✗	0 / 1	Source

■ 44. Commitment to restoration of non-compliant deforestation/conversion?	✗	0 / 1	Source
■ 45. Commitment to restoration of non-compliant deforestation/conversion applies to all suppliers?	✗	0 / 1	Source
■ 46. Implementing a landscape or jurisdictional level approach?	P	0.75 / 2	Source
■ 47. Commitment to biodiversity conservation?	✓	1 / 1	Source
■ 48. Commitment to biodiversity conservation applies to all suppliers?	✗	0 / 1	Source
■ 49. Identified species of conservation concern, referencing international or national system of species classification?	P	0.75 / 2	Source
■ 50. Examples of species and/or habitat conservation management?	P	0.75 / 1	Source
■ 51. Commitment to no hunting or only sustainable hunting of species?	✓	1 / 1	Source
■ 52. Commitment to no hunting or only sustainable hunting of species applies to all suppliers?	✓	1 / 1	Source



> HCV, HCS and impact assessments

6 / 10 60%



■ 53. Commitment to conduct High Conservation Value (HCV) assessments? The company states that it manages HCV areas and has carried out assessments previously, but does not explicitly commit to them for all new planting	P	0.5 / 1	Source
■ 54. Commitment to conduct High Conservation Value (HCV) assessments applies to all suppliers? The company states "This policy applies across all palm oil supply chains in which ADM operates, from direct suppliers back to the source (plantation and smallholder-sourcing region), and for all companies in which ADM holds an ownership stake" however it does not have a clear commitment to conduct HCV assessments before all new development	P	0.5 / 1	Source
■ 55. High Conservation Value (HCV) assessments for planting undertaken prior to January 2015, and associated management and monitoring plans? ADM only has one estate for which it has undertaken an HCV assessment	✓	1 / 1	Source
■ 56. High Conservation Value (HCV) assessments for all estates planted since January 2015? This indicator is disabled as the company has only one estate which has already had an HCV assessment. According to RSPO ACOPs no new planting has occurred since 2015			
■ 57. High Conservation Value (HCV) management and monitoring plans for all estates planted since			

January 2015?

This indicator is disabled as the company has only one estate which has already had an HCV assessment. According to RSPO ACOPs no new planting has occurred since 2015

P 0.5 / 1 [Source](#)

■ 58. Commitment to only use licensed High Conservation Value (HCV) assessors accredited by the HCV Resource Network's Assessor Licensing Scheme (ALS)?

The company does not have an explicit commitment itself, but commits through the RSPO NPP as a member of the RSPO

X 0 / 1 [Source](#)

■ 59. Commitment to only use licensed High Conservation Value (HCV) assessors accredited by the HCV Resource Network's Assessor Licensing Scheme (ALS) applies to all suppliers?

■ 60. Satisfactory review of all High Conservation Value (HCV) assessments undertaken since January 2015 by the HCV ALS Quality Panel?

This indicator is disabled as the company has only one estate which has already had an HCV assessment. According to RSPO ACOPs no new planting has occurred since 2015

✓ 1 / 1 [Source](#)

■ 61. Commitment to the High Carbon Stock (HCS) Approach?

✓ 1 / 1 [Source](#)

■ 62. Commitment to the High Carbon Stock (HCS) Approach applies to all suppliers?

■ 63. High Carbon Stock (HCS) assessments?

This indicator is disabled as the company has no new planting reported since 2016

P 0.5 / 1 [Source](#)

■ 64. Commitment to conduct social and environmental impact assessments (SEIAs)?

The company does not have an explicit commitment itself, but commits under the RSPO New Planting Procedures (NPP) as an RSPO member

X 0 / 1 [Source](#)

■ 65. Commitment to conduct social and environmental impact assessments (SEIAs) applies to all suppliers?

✓ 1 / 1 [Source](#)


■ 66. Social and environmental impact assessments (SEIAs) undertaken, and associated management and monitoring plans?



> Peat, fire and GHG emissions

11 / 25 / 18 62.5%

⚠ 3 media reports



✓ 1 / 1 [Source](#)

■ 67. Commitment to no planting on peat of any depth?

✓ 1 / 1 [Source](#)

■ 68. Commitment to no planting on peat of any depth applies to all suppliers?

<p>69. Implementation of commitment to no planting on peat of any depth?</p>	<p>P 0.75 / 1 Source</p>
<p>70. Landbank or planted area on peat? The company's HCV summary states no peat was found in the area for planting. This covers the company's entire planted area for palm oil</p>	<p>✓ 1 / 1 Source</p>
<p>71. Commitment to best management practices for soils and peat?</p>	<p>✓ 1 / 1 Source</p>
<p>72. Commitment to best management practices for soils and peat applies to all suppliers?</p>	<p>✗ 0 / 1 Source</p>
<p>73. Evidence of best management practices for soils and peat?</p>	<p>P 0.75 / 2 Source</p>
<p>74. Commitment to zero burning?</p>	<p>✓ 1 / 1 Source</p>
<p>75. Commitment to zero burning applies to all suppliers?</p>	<p>✓ 1 / 1 Source</p>
<p>76. Evidence of fire monitoring and management?</p>	<p>P 0.75 / 2 Source</p>
<p>77. Details/number of hotspots/fires in company estates?</p>	<p>✓ 1 / 1 Source</p>
<p>78. Details/number of hotspots/fires within surrounding landscape/smallholders?</p>	<p>✗ 0 / 1 Source</p>
<p>79. Time-bound commitment to reduce greenhouse gas (GHG) emissions intensity? 2020 (15%) - The company had a time-bound commitment to reduce its GHG emissions intensity by 15%, which it achieved this year. It states that it is pushing for additional reductions</p>	<p>✓ 1 / 1 Source</p>
<p>80. Methodology used to calculate GHG emissions?</p>	<p>✗ 0 / 1 Source</p>
<p>81. Progress towards commitment to reduce GHG emissions intensity? The company had a time-bound commitment to reduce its GHG emissions intensity by 15%, which it achieved this year. It states that it is pushing for additional reductions</p>	<p>✓ 1 / 1 Source</p>
<p>82. Percentage of mills with methane capture (100%)? This indicator is disabled as the company does not own mills</p>	
<p>83. GHG emissions intensity?</p>	<p>✗ 0 / 1 Source</p>
<p>84. GHG emissions from land use change? This indicator is disabled as the company has not undertaken any new land development within the past five years</p>	



> Water, chemical and pest management

7.25 / 22 33%

⚠️ 2 media reports



	✗	0 / 1	Source
<p>85. Time-bound commitment to improve water use intensity? 2018 (15%) - The company states it is committed to a 15% reduction in water intensity by 2018 from a 2008 baseline, but has missed this deadline</p>			
	P	0.5 / 1	Source
<p>86. Progress towards commitment on water use intensity? Despite having reduced its water intensity percentage substantially in 2017, the figures rose from 17% to 18% in 2018</p>			
	✗	0 / 1	Source
<p>87. Water use intensity?</p>			
	✗	0 / 1	Source
<p>88. Time-bound commitment to improve water quality (BOD and COD)?</p>			
	✗	0 / 1	Source
<p>89. Progress towards commitment on water quality (BOD and COD)?</p>			
	✗	0 / 1	Source
<p>90. Treatment of palm oil mill effluent (POME) and/or palm oil refinery effluent (PORE)?</p>			
	✓	1 / 1	Source
<p>91. Commitment to protect natural waterways through buffer zones?</p>			
	P	0.5 / 2	Source
<p>92. Implementation of commitment to protect natural waterways through buffer zones? The company presents some photos of its riparian buffer zones</p>			
	P	0.5 / 1	Source
<p>93. Commitment to minimise the use of chemicals, including pesticides and chemical fertilisers? The company states measures taken to reduce its fertiliser and pesticide use but a clear commitment to reduce chemical use could not be found</p>			
	✗	0 / 1	Source
<p>94. Commitment to minimise the use of chemicals, including pesticides and chemical fertilisers, applies to all suppliers?</p>			
	✗	0 / 2	Source
<p>95. Implementation of commitment to reduce chemical usage?</p>			
	✓	1 / 1	Source
<p>96. Chemical usage per ha or list of chemicals used?</p>			
	✓	1 / 1	Source
<p>97. Commitment to no use of paraquat?</p>			
	✗	0 / 1	Source
<p>98. Commitment to no use of paraquat applies to all suppliers?</p>			

	✓	1 / 1	Source
■ 99. Commitment to no use of World Health Organisation (WHO) Class 1A and 1B pesticides?			
	✗	0 / 1	Source
■ 100. Commitment to no use of World Health Organisation (WHO) Class 1A and 1B pesticides applies to all suppliers?			
	✓	1 / 1	Source
■ 101. Commitment to no use of chemicals listed under the Stockholm Convention and Rotterdam Convention?			
	✗	0 / 1	Source
■ 102. Commitment to no use of chemicals listed under the Stockholm Convention and Rotterdam Convention applies to all suppliers?			
	P	0.75 / 2	Source
■ 103. Integrated Pest Management (IPM) approach?			



Community, land and labour rights			
27.75 / 46	60.3%		
⚠ 8 media reports			
	✓	1 / 1	Source
■ 104. Commitment to human rights?			
	✓	1 / 1	Source
■ 105. Commitment to human rights applies to all suppliers?			
	P	0.75 / 2	Source
■ 106. Progress on human rights commitment?			
	P	0.5 / 1	Source
■ 107. Commitment to respect legal and customary land tenure rights?			
The company commits to respecting customary and legal rights of communities, but only in relation to FPIC			
	P	0.5 / 1	Source
■ 108. Commitment to legal and customary land rights applies to all suppliers?			
The company commits its suppliers to respecting customary and legal rights of communities, but only in relation to FPIC			
	✓	1 / 1	Source
■ 109. Details of process for addressing land conflicts available?			
	✓	1 / 1	Source
■ 110. Commitment to respect indigenous and local communities' rights?			
	P	0.5 / 1	Source
■ 111. Commitment to indigenous and local communities' rights applies to all suppliers?			
The company commits its suppliers to respecting local communities and indigenous rights, but only in relation to FPIC			
	✗	0 / 2	Source
■ 112. Examples of local stakeholder engagement to prevent conflicts?			

<p>■ 113. Commitment to free, prior and informed consent (FPIC)?</p>	✓	1 / 1 Source
<p>■ 114. Commitment to free, prior and informed consent (FPIC) applies to all suppliers? The company states "This policy and applies across all palm oil supply chains in which ADM operates, from direct suppliers back to the source (plantation and smallholder-sourcing region), and for all companies in which ADM holds an ownership stake"</p>	✓	1 / 1 Source
<p>■ 115. Details of free, prior and informed consent (FPIC) process available? The FPIC process is detailed in the SEIA/HCV assessment for the company's one estate</p>	✓	1 / 1 Source
<p>■ 116. Commitment to support the inclusion of women across palm oil operations, including addressing barriers faced? The company commits to promote inclusion in all roles, encompassing gender diversity. No details of the types of support are given</p>	P	0.5 / 1 Source
<p>■ 117. Commitment to support the inclusion of women across palm oil operations, including addressing barriers faced, applies to all suppliers?</p>	✗	0 / 1 Source
<p>■ 118. Commitment to mitigate impacts on food security?</p>	✓	1 / 1 Source
<p>■ 119. Commitment to mitigate impacts on food security applies to all suppliers?</p>	✗	0 / 1 Source
<p>■ 120. Progress on commitment to mitigate impacts on food security?</p>	P	0.75 / 2 Source
<p>■ 121. Commitment to provide essential community services and facilities?</p>	✓	1 / 1 Source
<p>■ 122. Progress on commitment to provide essential community services and facilities?</p>	P	0.75 / 2 Source
<p>■ 123. Commitment to respect all workers' rights?</p>	✓	1 / 1 Source
<p>■ 124. Commitment to respect all workers' rights applies to all suppliers?</p>	✓	1 / 1 Source
<p>■ 125. Progress on commitment to respect all workers' rights?</p>	P	0.75 / 2 Source
<p>■ 126. Commitment to Fundamental ILO Conventions or Free and Fair Labour Principles?</p>	✓	1 / 1 Source
<p>■ 127. Commitment to Fundamental ILO Conventions or Free and Fair Labour Principles applies to all suppliers? The company's human rights policy says that it is based on four ILO principles, but only explicitly mentions ILO Convention 182. It clearly applies to all suppliers</p>	P	0.5 / 1 Source

<p>✓ 1 / 1 Source</p> <p>■ 128. Commitment to eliminate gender-related discrimination with regards to employment and occupation?</p>
<p>✓ 1 / 1 Source</p> <p>■ 129. Commitment to eliminate gender-related discrimination with regards to employment and occupation applies to all suppliers?</p>
<p>✓ 1 / 1 Source</p> <p>■ 130. Percentage or number of temporary employees? 1,629 (4.9%) - Seasonal and part time workers</p>
<p>✓ 1 / 1 Source</p> <p>■ 131. Percentage or number of women employees? 7,250 (21.85%)</p>
<p>✓ 1 / 1 Source</p> <p>■ 132. Commitment to pay at least minimum wage?</p>
<p>✓ 1 / 1 Source</p> <p>■ 133. Commitment to pay at least minimum wage applies to all suppliers?</p>
<p>✗ 0 / 2 Source</p> <p>■ 134. Progress on commitment to pay minimum wage?</p>
<p>✗ 0 / 1 Source</p> <p>■ 135. Reporting of salary by gender?</p>
<p>✓ 1 / 1 Source</p> <p>■ 136. Commitment to address occupational health and safety?</p>
<p>P 0.5 / 1 Source</p> <p>■ 137. Commitment to address occupational health and safety applies to all suppliers? The company mentions in its Human Rights policy that the steps within it are "minimum requirements to protect the rights, safety and wellbeing of all people, communities and resources in our direct operations and our supply chain", but does not make an explicit commitment to health and safety</p>
<p>✓ 1 / 1 Source</p> <p>■ 138. Reduction of time lost due to work-based injuries? 0.159% - The company notes a Lost Workday Incident rate that dropped from 0.184 in 2017 to 0.159 in 2018</p>
<p>✓ 1 / 1 Source</p> <p>■ 139. Time lost due to work-based injuries? 0.16 - Lost Workday Incident Rate</p>
<p>✗ 0 / 1 Source</p> <p>■ 140. Zero fatalities as a result of work-based accidents? The company does not record the amount of fatalities</p>
<p>✗ 0 / 1 Source</p> <p>■ 141. Number of fatalities as a result of work-based accidents? The company does not record the amount of fatalities</p>
<p>P 0.75 / 2 Source</p> <p>■ 142. Provision of personal protective equipment and related training?</p>





> Certification standards

45 / 133 34.6%

1 media report



<p><input checked="" type="checkbox"/> 143. Member of the Roundtable on Sustainable Palm Oil (RSPO)? 2,007</p>	<p>✓ 1 / 1 Source</p>
<p><input checked="" type="checkbox"/> 144. RSPO-certified within three years of joining the RSPO or by November 2010 for companies joining prior to finalisation of the RSPO certification systems in November 2007? The company acquired its Brazilian operation in 2011, which is yet to be RSPO certified</p>	<p>✗ 0 / 1 Source</p>
<p><input type="checkbox"/> 145. Submitted most recent RSPO Annual Communication of Progress (ACOP)?</p>	<p>✓ 1 / 1 Source</p>
<p><input type="checkbox"/> 146. Listed all countries and regions in which operates in most recent RSPO Annual Communication of Progress (ACOP)? Brazil (Para state)</p>	<p>✓ 1 / 1 Source</p>
<p><input checked="" type="checkbox"/> 147. Time-bound plan for achieving 100% RSPO certification of estates and mills within five years or achieved 100% RSPO-certification of estates? 2027 - This has increased from a previous target of 2020 in 2017</p>	<p>P 0.5 / 1 Source</p>
<p><input checked="" type="checkbox"/> 148. Percentage of area (ha) RSPO-certified? 0 (0%)</p>	<p>✗ 0 / 1 Source</p>
<p><input checked="" type="checkbox"/> 149. Percentage of scheme/plasma smallholders (ha) RSPO-certified? 0 (0%)</p>	<p>✗ 0 / 1 Source</p>
<p><input checked="" type="checkbox"/> 150. Percentage of mills RSPO-certified? This indicator is disabled as the company does not own mills</p>	
<p><input checked="" type="checkbox"/> 151. Time-bound plan for achieving 100% RSPO certification of scheme/plasma/ associated smallholders and outgrowers within five years or target already achieved? 2027</p>	<p>✗ 0 / 1 Source</p>
<p><input checked="" type="checkbox"/> 152. Percentage of FFB supply (tonnes) from independent smallholders/ outgrowers/third-party FFB suppliers that is RSPO-certified?</p>	<p>✗ 0 / 1 Source</p>
<p><input checked="" type="checkbox"/> 153. Year expected to achieve 100% RSPO certification of all palm product processing facilities? 2014 - The company states "All major palm oil facilities have been RSPO certified and are able to meet existing customer demand for RSPO certified products."</p>	<p>✓ 1 / 1 Source</p>

<p>154. Percentage of all palm oil and oil palm products handled/traded/ processed (tonnes) that is RSPO-certified? 0 (0%)</p>	<p>✗ 0 / 1 Source</p>
<p>155. Sells or processes/trades RSPO-certified palm oil through Segregated or Identity Preserved supply chains?</p>	<p>✗ 0 / 1 Source</p>
<p>156. Indonesia Sustainable Palm Oil (ISPO) certified (100%)? This indicator is disabled as the company does not operate in Indonesia</p>	
<p>157. Malaysia Sustainable Palm Oil (MSPO) certified? This indicator is disabled as the company does not operate in Malaysia</p>	
<p>158. Certified under voluntary sustainability certification scheme (e.g. ISCC, SAS, RSB, etc.)? The company sources ISCC certified palm oil but is not certified themselves</p>	<p>✗ 0 / 1 Source</p>



> Smallholders and suppliers	
<p>5 / 16 31.3%</p>	
<p>⚠ 9 media reports</p> <div style="background-color: #8b4513; height: 20px; width: 100%;"></div>	
<p>159. Commitment to support smallholders?</p>	<p>✓ 1 / 1 Source</p>
<p>160. Programme to support scheme/plasma smallholders?</p>	<p>P 0.75 / 1 Source</p>
<p>161. Percentage of scheme/plasma smallholders involved in programme? The company reports that it has 14 managed farms which are leased directly from land owners but does not report how many people work on these farms; however, it reports that it has helped around 267 schemed smallholders off site</p>	<p>P 0.5 / 1 Source</p>
<p>162. Programme to support independent smallholders/outgrowers?</p>	<p>✗ 0 / 1 Source</p>
<p>163. Percentage of independent smallholders/outgrowers involved in programme?</p>	<p>✗ 0 / 1 Source</p>
<p>164. Process used to prioritise, assess and/or engage suppliers on compliance with company's policy and/or legal requirements? The company uses the Engagement for Policy Implementation (EPI) tool for supplier engagement and is working with suppliers to adopt No-Deforestation principles and values</p>	<p>✓ 1 / 1 Source</p>
<p>165. Percentage of suppliers assessed and/or engaged on compliance with company requirements?</p>	<p>P 0.75 / 1 Source</p>

<p>166. Time-bound plan to engage with all high-risk mills within three years?</p>	✗	0 / 1	Source
<p>167. Programme to support high-risk mills to become compliant with sourcing policies? The company states that it will support non-compliant suppliers, but does not give details</p>	P	0.5 / 1	Source
<p>168. Regularly engages with a subset of high-risk mills?</p>	✗	0 / 1	Source
<p>169. Procedures in place to assess all own and third-party supplying palm oil mills for risk level?</p>	✗	0 / 1	Source
<p>170. Regularly assesses and categorises the risk level of all own and third-party supplying mills?</p>	✗	0 / 1	Source
<p>171. Regularly reports the risk level of all own and third-party supplying mills identified in its supply chain?</p>	✗	0 / 1	Source
<p>172. Suspension or exclusion criteria for suppliers? The company states it will remove suppliers which do not make progress in adopting No DPE principles and practices but no further details are given</p>	P	0.5 / 1	Source
<p>173. Time-bound action plans (including Key Performance Indicators) for suppliers to be in compliance with palm oil sourcing commitments?</p>	✗	0 / 1	Source
<p>174. Proportion of direct and indirect supply that comes from palm oil plantations which are compliant with palm oil sourcing policies?</p>	✗	0 / 1	Source



> Governance and grievances

55 / 8 68.8%

⚠ 1 media report



<p>175. Commitment to ethical conduct and prohibition of corruption?</p>	✓	1 / 1	Source
<p>176. Commitment to ethical conduct and prohibition of corruption applies to all suppliers?</p>	✓	1 / 1	Source
<p>177. Progress on commitment to ethical conduct and prohibition of corruption? The company provides training on its Code of Conduct, however no other details are given</p>	P	0.5 / 2	Source
<p>178. Disclosure of the company's management approach to tax and payments to governments?</p>	✗	0 / 1	Source

■ 179. Whistleblowing procedure?	✓	1 / 1 Source
■ 180. Own grievance or complaints system open to all stakeholders?	✓	1 / 1 Source
■ 181. Details of complaints and grievances disclosed?	✓	1 / 1 Source