

Asian Agri Group

Palm oil
assessment

Total score:

69.7%

Latest update: October 2019

Next scheduled: October 2020

[Download data \(CSV\)](#)

[Download page \(PDF\)](#)

About this company:

Indonesian producer Asian Agri was established in 1979. The Company focuses on palm oil production including cultivation, processing and refining of crude palm oil (CPO) into industrial and consumer products.

Parent company:

RGE Group

Landbank (oil palm)

160,000 hectares

Bloomberg ticker:

Private

RSPO member?

Yes

Other initiatives:

Indonesian Sustainable Palm Oil (ISPO), International Sustainability and Carbon Certification (ISCC)

Activities:

oil palm cultivation, milling, palm kernel crushing

Locations:

Indonesia (North Sumatra, Riau, Jambi)

Headquarters:

Indonesia

Related companies:

Sister company of pulp and paper producer, [APRIL Group](#)

Parent website:


<http://www.rgei.com>

Website:

<http://www.asianagri.com>
[Sustainability report \(2018\)](#)

Score by disclosure type:

[Show score breakdown >](#)



> Sustainability policy and leadership



8 / 9 88.9%

8 media reports

[Show score breakdown >](#)



1. Sustainable palm oil policy or commitment for all its operations?

✓ 1 / 1 [Source](#)

2. Sustainable palm oil policy or commitment applies to all suppliers?

✓ 1 / 1 [Source](#)

3. High-level position of responsibility for sustainability?

Director for Sustainability and Stakeholders Relations

✓ 1 / 1 [Source](#)

<p><input type="checkbox"/> 4. One or more members within the board of the company have responsibility for sustainability? This indicator is disabled as the company is not publicly listed</p>	✓	1 / 1	Source
<p><input type="checkbox"/> 5. Percentage or number of women in senior management team? 7%</p>			
<p><input type="checkbox"/> 6. Percentage or number of women board members? This indicator is disabled as the company is not publicly listed</p>			
<p><input checked="" type="checkbox"/> 7. Member of multiple industry schemes or other external initiatives to reduce negative environmental or social outcomes associated with palm oil production? The company is a member of the Fire Free Alliance (FFA), HCS Approach Steering Group, and TFA 2020</p>	✓	1 / 1	Source
<p><input checked="" type="checkbox"/> 8. Collaboration with stakeholders to reduce negative environmental or social outcomes associated with palm oil production? The company worked together with ISPO and UNDP to help its smallholders get certification, launched Fire Free Village Program in collaboration with government, collaborated with NGO to help smallholders obtain land verification documents STD-B</p>	✓	1 / 1	Source
<p><input type="checkbox"/> 9. Sustainability report published within last two years?</p>	✓	1 / 1	Source
<p><input type="checkbox"/> 10. Reports through standardised reporting systems? CDP</p>	✓	1 / 1	No source
<p><input checked="" type="checkbox"/> 11. Verification report on compliance with POIG Charter, if a POIG member? This indicator is disabled as the company is not a POIG member</p>			
<p><input checked="" type="checkbox"/> 12. Climate risks assessment available?</p>	✗	0 / 1	No source




> Landbank, maps and traceability



11 / 17 64.7%

7 media reports

Show score breakdown >



<p><input type="checkbox"/> 13. Total land area managed/controlled for oil palm (ha)? 160,000 - Area reported pertains to company's subsidiary PT Inti Indosawit Subur which manages most of the company's palm oil operations</p>	✓	1 / 1	Source
<p><input type="checkbox"/> 14. Total oil palm planted area (ha)? 105,231</p>	✓	1 / 1	Source

	✓	1 / 1	Source
<p>15. Plasma/scheme smallholders planted area (ha)? 60,000 - Area reported pertains to company's subsidiary PT Inti Indosawit Subur which manages most of the company's palm oil operations</p>			
	✓	1 / 1	Source
<p>16. Unplanted (areas designated for future planting) (ha)? 0 - ACOP is for operating holding company PT Inti Indosawit Subur, but all palm oil operations appear to be managed through this company. Data as of 2017</p>			
	P	0.5 / 1	Source
<p>17. Conservation set-aside area, including HCV area (ha)? The company reports 0 ha in its 2017 ACOP, however the company reports elsewhere having HCV areas, so the conservation area is unclear</p>			
	✗	0 / 1	No source
<p>18. Area for infrastructure (ha)?</p>			
	P	0.5 / 1	Source
<p>19. Maps of estates/management units? The company's subsidiary PT Inti Indosawit Subur has submitted all its maps to the RSPO, however it is unclear if this covers all of the company's operations</p>			
	✗	0 / 1	Source
<p>20. Maps of scheme/plasma smallholders?</p>			
	✗	0 / 1	Source
<p>21. Names and locations of all third-party supplying plantations?</p>			
	✓	1 / 1	Source
<p>22. Number of company-owned mills? 21</p>			
	✓	1 / 1	Source
<p>23. Names and coordinates of company-owned mills? The company reports name and coordinates of 19 of its mills, and mill coordinates can be found on GFW</p>			
	P	0.5 / 1	Source
<p>24. Number (or percentage) of company-owned mills that source from company-owned plantations and/or third-party plantations? The company reports mill level sourcing of 19 of its mills</p>			
	P	0.5 / 1	Source
<p>25. Total volumes (or percentages) sourced by company-owned mills that come from company-owned plantations and/or third-party plantations? The company reports the volumes of CPO production for own estates and smallholders, but not from other third party suppliers</p>			
<p>26. Number of supplier mills? This indicator is disabled as the company's reporting broadly suggests that it does not source from supplier mills. Please note that ZSL has been unable to confirm this</p>			
<p>27. Names and coordinates of all third-party supplying mills? This indicator is disabled as the company's reporting broadly suggests that it does not source from supplier mills. Please note that ZSL has been unable to confirm this</p>			

28. Number (or percentage) of third-party supplier mills that source from their own plantations and/or third-party plantations?

This indicator is disabled as the company's reporting broadly suggests that it does not source from supplier mills. Please note that ZSL has been unable to confirm this

29. Total volumes (or percentages) sourced from third-party supplier mills that come from their own plantations and/or third-party plantations?

This indicator is disabled as the company's reporting broadly suggests that it does not source from supplier mills. Please note that ZSL has been unable to confirm this

30. Total volume (or percentage) sourced for refineries that comes from intermediary traders and/or refiners rather than directly from mills?

This indicator is disabled as the company's reporting broadly suggests that it does not source from supplier mills. Please note that ZSL has been unable to confirm this

31. Time-bound commitment to achieve 100% traceability to mill level?

This indicator is disabled as the company's reporting broadly suggests that it does not source from supplier mills. Please note that ZSL has been unable to confirm this

32. Percentage of supply traceable to mill level?

This indicator is disabled as the company's reporting broadly suggests that it does not source from supplier mills. Please note that ZSL has been unable to confirm this

33. Time-bound commitment to achieve 100% traceability to plantation level?

The company has achieved 100% traceability to plantation as of 2019

✓ 1 / 1 Source

34. Percentage of fresh fruit bunches (FFB) from own mills traceable to plantation level?

The company has achieved 100% traceability to plantation as of 2019

✓ 1 / 1 Source
+ 1 / 1

35. Percentage of fresh fruit bunches (FFB) from supplier mills traceable to plantation level?

This indicator is disabled as the company's reporting broadly suggests that it does not source from supplier mills. Please note that ZSL has been unable to confirm this

36. Publishes traceability data at refinery level?

This indicator is disabled as the company is not a refiner

37. Publishes traceability data at crusher level?

✗ 0 / 1 No source



> **Deforestation and biodiversity**



10.72 / 18 59.6%

⚠ 16 media reports

Show score breakdown >



38. Commitment to zero deforestation or zero conversion of natural ecosystems?

	✓	1 / 1	Source
The company commits to zero deforestation			
	✓	1 / 1	Source
■ 39. Commitment to zero deforestation or zero conversion of natural ecosystems applies to all suppliers?			
	P	0.5 / 1	Source
■ 40. Criteria for defining deforestation? HCV, HCS, peat. The policy is effective immediately for its own operations however no cut-off date for its suppliers is given			
	✗	0 / 2	No source
■ 41. Evidence of monitoring deforestation?			
	✓	1 / 1	Source
■ 42. Amount of illegal/non-compliant deforestation recorded in own operations? The company has not undertaken any new planting since January 2015			
	✗	0 / 1	No source
■ 43. Amount of illegal/non-compliant deforestation recorded in supplier operations?			
	✗	0 / 1	No source
■ 44. Commitment to restoration of non-compliant deforestation/conversion?			
	✗	0 / 1	No source
■ 45. Commitment to restoration of non-compliant deforestation/conversion applies to all suppliers?			
	✓	1 / 1	Source
■ 46. Implementing a landscape or jurisdictional level approach? The company committed in its 2014 Sustainability Policy to adopt a landscape planning approach to conservation, but it is not clear if this is yet being implemented. Points for external verification have been awarded on the basis of the company's RSPO certified landbank/volume	+	0.86 / 1	
	✓	1 / 1	Source
■ 47. Commitment to biodiversity conservation?			
	✓	1 / 1	Source
■ 48. Commitment to biodiversity conservation applies to all suppliers?			
	✓	1 / 1	Source
■ 49. Identified species of conservation concern, referencing international or national system of species classification? The company states that areas are set-aside for endangered species identified in the estates, and makes reference to the IUCN Red List. Points for external verification have been awarded on the basis of the company's RSPO certified landbank/volume	+	0.86 / 1	
	✓	1 / 1	Source
■ 50. Examples of species and/or habitat conservation management? Points for external verification have been awarded on the basis of the company's RSPO certified landbank/volume			
	P	0.5 / 1	Source
■ 51. Commitment to no hunting or only sustainable hunting of species? The company states it is committed to no hunting of protected or endangered species only			
	✗	0 / 1	Source
■ 52. Commitment to no hunting or only sustainable hunting of species applies to all suppliers?			



9 / 10 90%

1 media report

Show score breakdown >



53. Commitment to conduct High Conservation Value (HCV) assessments? ✓ 1 / 1 Source

54. Commitment to conduct High Conservation Value (HCV) assessments applies to all suppliers? ✓ 1 / 1 Source

55. High Conservation Value (HCV) assessments for planting undertaken prior to January 2015, and associated management and monitoring plans? ✓ 1 / 1 Source
There is public availability of the following HCV assessments:
Sumatra: PT Usaha Sawit Unggul

56. High Conservation Value (HCV) assessments for all estates planted since January 2015?
This indicator is disabled as the company has informed ZSL that it has not undertaken any new planting since January 2015

57. High Conservation Value (HCV) management and monitoring plans for all estates planted since January 2015?
This indicator is disabled as the company has informed ZSL that it has not undertaken any new planting since January 2015

58. Commitment to only use licensed High Conservation Value (HCV) assessors accredited by the HCV Resource Network's Assessor Licensing Scheme (ALS)? ✓ 1 / 1 Source

59. Commitment to only use licensed High Conservation Value (HCV) assessors accredited by the HCV Resource Network's Assessor Licensing Scheme (ALS) applies to all suppliers? ✗ 0 / 1 No source

60. Satisfactory review of all High Conservation Value (HCV) assessments undertaken since January 2015 by the HCV ALS Quality Panel?
This indicator is disabled as the company has informed ZSL that it has not undertaken any new planting since January 2015

61. Commitment to the High Carbon Stock (HCS) Approach? ✓ 1 / 1 Source

62. Commitment to the High Carbon Stock (HCS) Approach applies to all suppliers? ✓ 1 / 1 Source

63. High Carbon Stock (HCS) assessments?
This indicator is disabled as the company has not undertaken any new planting since January 2016

64. Commitment to conduct social and environmental impact assessments (SEIAs)? ✓ 1 / 1 Source

✓ 1 / 1 [Source](#)

■ **65. Commitment to conduct social and environmental impact assessments (SEIAs) applies to all suppliers?**

✓ 1 / 1 [Source](#)

■ **66. Social and environmental impact assessments (SEIAs) undertaken, and associated management and monitoring plans?**
 There is public availability of the following SEIA:
 Sumatra: PT Usaha Sawit Unggul



> **Peat, fire and GHG emissions** ?

14 36 / 19 75.6%

⚠ 2 media reports

[Show score breakdown >](#)



✓ 1 / 1 [Source](#)

■ **67. Commitment to no planting on peat of any depth?**

✓ 1 / 1 [Source](#)

■ **68. Commitment to no planting on peat of any depth applies to all suppliers?**

✓ 1 / 1 [Source](#)

■ **69. Implementation of commitment to no planting on peat of any depth?**
 27,409 - The current peat landbank of the company is 27,409 and peatland has not increased since the previous year

✓ 1 / 1 [Source](#)

■ **70. Landbank or planted area on peat?**
 27,409

✓ 1 / 1 [Source](#)

■ **71. Commitment to best management practices for soils and peat?**

P 0.5 / 1 [Source](#)

■ **72. Commitment to best management practices for soils and peat applies to all suppliers?**
 Commitment to best management practice applies to all sourcing

✓ 1 / 1 [Source](#)
 + 0.86 / 1

■ **73. Evidence of best management practices for soils and peat?**
 Points for external verification have been awarded on the basis of the company's RSPO certified landbank/volume

✓ 1 / 1 [Source](#)

■ **74. Commitment to zero burning?**

✓ 1 / 1 [Source](#)

■ **75. Commitment to zero burning applies to all suppliers?**

✓ 1 / 2 [Source](#)

■ **76. Evidence of fire monitoring and management?**
 The company reports various fire management practices undertaken

<input type="checkbox"/> 77. Details/number of hotspots/fires in company estates?	✗	0 / 1	Source
<input type="checkbox"/> 78. Details/number of hotspots/fires within surrounding landscape/smallholders? The company reports that 10 of its villages are fire-free with implementation of a Fire-Free Village Programme	P	0.5 / 1	Source
<input type="checkbox"/> 79. Time-bound commitment to reduce greenhouse gas (GHG) emissions intensity?	✗	0 / 1	Source
<input type="checkbox"/> 80. Methodology used to calculate GHG emissions? RSPO PalmGHG Calculator	✓	1 / 1	Source
<input type="checkbox"/> 81. Progress towards commitment to reduce GHG emissions intensity?	✓	1 / 1	Source
<input type="checkbox"/> 82. Percentage of mills with methane capture (100%)? 7 (33.33%) - The company has seven biogas plants with methane capture technology	P	0.5 / 1	Source
<input type="checkbox"/> 83. GHG emissions intensity? 13.34% - tCO2e/ha	✓	1 / 1	Source
<input type="checkbox"/> 84. GHG emissions from land use change? This indicator is disabled as the company has not undertaken any new land development within the past five years			



> Water, chemical and pest management



10 33 / 22 47%

8 media reports

Show score breakdown >



<input type="checkbox"/> 85. Time-bound commitment to improve water use intensity?	✗	0 / 1	Source
<input type="checkbox"/> 86. Progress towards commitment on water use intensity?	✗	0 / 1	Source
<input type="checkbox"/> 87. Water use intensity?	✗	0 / 1	Source
<input type="checkbox"/> 88. Time-bound commitment to improve water quality (BOD and COD)?	✗	0 / 1	Source
<input type="checkbox"/> 89. Progress towards commitment on water quality (BOD and COD)? The company reports improvement in its BOD level and it is also working towards reducing it further	P	0.75 / 1	Source
<input type="checkbox"/> 90. Treatment of palm oil mill effluent (POME) and/or palm oil refinery effluent (PORE)?	✓	1 / 1	Source

The company states that its POME is either applied on the land as fertiliser, or released into rivers "after anaerobic and aerobic treatment in order to render the chemical and physical characteristics compliant with national regulations"














<p>■ 91. Commitment to protect natural waterways through buffer zones?</p>	<p>✓ 1 / 1 Source</p>
<p>■ 92. Implementation of commitment to protect natural waterways through buffer zones? The company reports that it has riparian zone in place to protect biodiversity. Points for external verification have been awarded on the basis of the company's RSPO certified landbank/volume</p>	<p>✓ 1 / 1 Source + 0.86 / 1</p>
<p>■ 93. Commitment to minimise the use of chemicals, including pesticides and chemical fertilisers?</p>	<p>✓ 1 / 1 Source</p>
<p>■ 94. Commitment to minimise the use of chemicals, including pesticides and chemical fertilisers, applies to all suppliers?</p>	<p>✗ 0 / 1 Source</p>
<p>■ 95. Implementation of commitment to reduce chemical usage? The company reports that it is minimising the use of fertilisers in its operations and also replacing it with POME byproducts. Also, there is increase in pesticides consumption in 2018 compared to 2017. Points for external verification have been awarded on the basis of the company's RSPO certified landbank/volume</p>	<p>✓ 1 / 1 Source + 0.86 / 1</p>
<p>■ 96. Chemical usage per ha or list of chemicals used? The company reports average fertiliser usage for Mature and Immature oil palm in all three regions</p>	<p>✓ 1 / 1 Source</p>
<p>■ 97. Commitment to no use of paraquat?</p>	<p>✗ 0 / 1 No source</p>
<p>■ 98. Commitment to no use of paraquat applies to all suppliers?</p>	<p>✗ 0 / 1 No source</p>
<p>■ 99. Commitment to no use of World Health Organisation (WHO) Class 1A and 1B pesticides?</p>	<p>✗ 0 / 1 No source</p>
<p>■ 100. Commitment to no use of World Health Organisation (WHO) Class 1A and 1B pesticides applies to all suppliers?</p>	<p>✗ 0 / 1 No source</p>
<p>■ 101. Commitment to no use of chemicals listed under the Stockholm Convention and Rotterdam Convention?</p>	<p>✗ 0 / 1 No source</p>
<p>■ 102. Commitment to no use of chemicals listed under the Stockholm Convention and Rotterdam Convention applies to all suppliers?</p>	<p>✗ 0 / 1 No source</p>
<p>■ 103. Integrated Pest Management (IPM) approach? Points for external verification have been awarded on the basis of the company's RSPO certified landbank/volume</p>	<p>✓ 1 / 1 Source + 0.86 / 1</p>



 2 media reports

Show score breakdown >



<p> 104. Commitment to human rights?</p>	<p>✓ 1 / 1</p>	<p>Source</p>
<p> 105. Commitment to human rights applies to all suppliers?</p>	<p>✓ 1 / 1</p>	<p>Source</p>
<p> 106. Progress on human rights commitment? Points for external verification have been awarded on the basis of the company's RSPO certified landbank/volume</p>	<p>✓ 1 / 1 + 0.86 / 1</p>	<p>Source</p>
<p> 107. Commitment to respect legal and customary land tenure rights? The company commits to land use rights in relation to FPIC</p>	<p>P 0.5 / 1</p>	<p>Source</p>
<p> 108. Commitment to legal and customary land rights applies to all suppliers? The company commits to land use rights in relation to FPIC</p>	<p>P 0.5 / 1</p>	<p>Source</p>
<p> 109. Details of process for addressing land conflicts available?</p>	<p>✗ 0 / 1</p>	<p>Source</p>
<p> 110. Commitment to respect indigenous and local communities' rights? The company respects rights of indigenous people and local communities with respect to FPIC</p>	<p>P 0.5 / 1</p>	<p>Source</p>
<p> 111. Commitment to indigenous and local communities' rights applies to all suppliers? The company respects rights of indigenous people and local communities with respect to FPIC and this policy applies to all its sourcings</p>	<p>P 0.5 / 1</p>	<p>Source</p>
<p> 112. Examples of local stakeholder engagement to prevent conflicts? Points for external verification have been awarded on the basis of the company's RSPO certified landbank/volume</p>	<p>✓ 1 / 1 + 0.86 / 1</p>	<p>Source</p>
<p> 113. Commitment to free, prior and informed consent (FPIC)?</p>	<p>✓ 1 / 1</p>	<p>Source</p>
<p> 114. Commitment to free, prior and informed consent (FPIC) applies to all suppliers?</p>	<p>✓ 1 / 1</p>	<p>Source</p>
<p> 115. Details of free, prior and informed consent (FPIC) process available? The RSPO Principles and Criteria 2018 contain guidance and requirements on the process to conduct free, prior and informed consent (FPIC). Partial points have therefore been awarded on the basis of the company's commitments under the RSPO New Planting Procedures (NPP) as an RSPO member</p>	<p>P 0.5 / 1</p>	<p>Source</p>
<p> 116. Commitment to support the inclusion of women across palm oil operations, including addressing</p>	<p>P 0.5 / 1</p>	<p>Source</p>

barriers faced?

The company states it has set up a Gender Committee "to protect, empower and educate women in the workplace, as well as deal with any potential challenges"

		✗	0 / 1	No source
■ 117. Commitment to support the inclusion of women across palm oil operations, including addressing barriers faced, applies to all suppliers?				
■ 118. Commitment to mitigate impacts on food security?		✓	1 / 1	Source
■ 119. Commitment to mitigate impacts on food security applies to all suppliers?		✓	1 / 1	Source
■ 120. Progress on commitment to mitigate impacts on food security?		P	0.75 / 2	Source
■ 121. Commitment to provide essential community services and facilities?		✓	1 / 1	Source
■ 122. Progress on commitment to provide essential community services and facilities? The company provides several examples of providing essential community services and facilities. Points for external verification have been awarded on the basis of the company's RSPO certified landbank/volume		✓ +	1 / 1 0.86 / 1	Source
■ 123. Commitment to respect all workers' rights?		✓	1 / 1	Source
■ 124. Commitment to respect all workers' rights applies to all suppliers?		✓	1 / 1	Source
■ 125. Progress on commitment to respect all workers' rights? Points for external verification have been awarded on the basis of the company's RSPO certified landbank/volume		✓ +	1 / 1 0.86 / 1	Source
■ 126. Commitment to Fundamental ILO Conventions or Free and Fair Labour Principles? The company does not refer to equal remuneration and no force labour principles of fundamental ILO conventions		P	0.5 / 1	Source
■ 127. Commitment to Fundamental ILO Conventions or Free and Fair Labour Principles applies to all suppliers? The company does not refer to equal remuneration and no force labour principles of fundamental ILO conventions and the policy is applicable to all its sourcings		P	0.5 / 1	Source
■ 128. Commitment to eliminate gender-related discrimination with regards to employment and occupation?		✓	1 / 1	Source
■ 129. Commitment to eliminate gender-related discrimination with regards to employment and occupation applies to all suppliers?		✓	1 / 1	Source
■ 130. Percentage or number of temporary employees?		✓	1 / 1	Source

40%			
<input type="checkbox"/> 131. Percentage or number of women employees? 6,435 (27%)	✓	1 / 1	Source
<input type="checkbox"/> 132. Commitment to pay at least minimum wage?	✓	1 / 1	Source
<input type="checkbox"/> 133. Commitment to pay at least minimum wage applies to all suppliers?	✗	0 / 1	No source
<input type="checkbox"/> 134. Progress on commitment to pay minimum wage? Points for external verification have been awarded on the basis of the company's RSPO certified landbank/volume	✓ +	1 / 1 0.86 / 1	Source
<input type="checkbox"/> 135. Reporting of salary by gender?	✗	0 / 1	No source
<input type="checkbox"/> 136. Commitment to address occupational health and safety?	✓	1 / 1	Source
<input type="checkbox"/> 137. Commitment to address occupational health and safety applies to all suppliers?	✓	1 / 1	Source
<input type="checkbox"/> 138. Reduction of time lost due to work-based injuries? [Externally verified] The company reports time lost due to work based injuries, separately for male and female employees	P	0.75 / 1	Source
<input type="checkbox"/> 139. Time lost due to work-based injuries? For the year 2018, the company provides lost day rate for North Sumatra, Riau and Jambi as (M/F) 1.64/0.02, 18.29/1.02, 9.12/0.02 respectively	✓	1 / 1	Source
<input type="checkbox"/> 140. Zero fatalities as a result of work-based accidents? The company reports zero fatalities in its 2018 sustainability report	✓	1 / 1	Source
<input type="checkbox"/> 141. Number of fatalities as a result of work-based accidents? 0	✓	1 / 1	Source
<input type="checkbox"/> 142. Provision of personal protective equipment and related training? The company provides PPE and other related training. Points for external verification have been awarded on the basis of the company's RSPO certified landbank/volume	✓ +	1 / 1 0.86 / 1	Source



> Certification standards



89 / 13 68.5%

⚠ 1 media report

Show score breakdown >



<p>■ 143. Member of the Roundtable on Sustainable Palm Oil (RSPO)? 2,006 - The company's subsidiary, PT Inti Indosawit Subur is an RSPO member</p>	<p>P 0.5 / 1 Source</p>
<p>■ 144. RSPO-certified within three years of joining the RSPO or by November 2010 for companies joining prior to finalisation of the RSPO certification systems in November 2007? 2010 - The company's subsidiary, PT Inti Indosawit Subur, became an RSPO member in 2006 and had its first RSPO certification in 2010</p>	<p>P 0.5 / 1 Source</p>
<p>■ 145. Submitted most recent RSPO Annual Communication of Progress (ACOP)? 2018 - The company's subsidiary, PT Inti Indosawit Subur, has submitted its RSPO ACOP for 2018</p>	<p>P 0.5 / 1 Source</p>
<p>■ 146. Listed all countries and regions in which operates in most recent RSPO Annual Communication of Progress (ACOP)? The company's subsidiary, PT Inti Indosawit Subur, in its ACOP 2018 has reported that it operates in Indonesia – Jambi, North Sumatra, Riau</p>	<p>P 0.5 / 1 Source</p>
<p>■ 147. Time-bound plan for achieving 100% RSPO certification of estates and mills within five years or achieved 100% RSPO-certification of estates? 2019 - The company's subsidiary, PT Inti Indosawit Subur, in its ACOP 2018 has reported that it expects to achieve 100% RSPO certification by 2019</p>	<p>P 0.5 / 1 Source</p>
<p>■ 148. Percentage of area (ha) RSPO-certified? 86%</p>	<p>P 0.86 / 1 Source</p>
<p>■ 149. Percentage of scheme/plasma smallholders (ha) RSPO-certified? 53,132 (92.6%)</p>	<p>P 0.93 / 1 Source</p>
<p>■ 150. Percentage of mills RSPO-certified? 18 (85.71%)</p>	<p>P 0.86 / 1 Source</p>
<p>■ 151. Time-bound plan for achieving 100% RSPO certification of scheme/plasma/ associated smallholders and outgrowers within five years or target already achieved? 2019</p>	<p>✓ 1 / 1 Source</p>
<p>■ 152. Percentage of FFB supply (tonnes) from independent smallholders/ outgrowers/third-party FFB suppliers that is RSPO-certified?</p>	<p>✗ 0 / 1 Source</p>
<p>■ 153. Year expected to achieve 100% RSPO certification of all palm product processing facilities? This indicator is disabled as it is not applicable to this company.</p>	
<p>■ 154. Percentage of all palm oil and oil palm products handled/traded/ processed (tonnes) that is RSPO-certified? This indicator is disabled as it is not applicable to this company.</p>	
<p>■ 155. Sells or processes/trades RSPO-certified palm oil through Segregated or Identity Preserved supply</p>	<p>✓ 1 / 1 Source</p>

chains?

Identity Preserved

✓ 1 / 1 [Source](#)

156. Indonesia Sustainable Palm Oil (ISPO) certified (100%)?
 100%

157. Malaysia Sustainable Palm Oil (MSPO) certified?
 This indicator is disabled as the company does not operate in Malaysia

P 0.75 / 1 [Source](#)

158. Certified under voluntary sustainability certification scheme (e.g. ISCC, SAS, RSB, etc.)?
 The company is ISCC and ISO 14001 certified



> Smallholders and suppliers



65 / 100 65%

17 media reports

[Show score breakdown >](#)



✓ 1 / 1 [Source](#)

159. Commitment to support smallholders?

✓ 1 / 1 [Source](#)

160. Programme to support scheme/plasma smallholders?
 Points for external verification have been awarded on the basis of the company's RSPO certified landbank/volume

P 0.75 / 1 [Source](#)

161. Percentage of scheme/plasma smallholders involved in programme?
 [Externally verified] The company reports number of smallholders involved in its programme

✓ 1 / 1 [Source](#)

162. Programme to support independent smallholders/outgrowers?

P 0.75 / 1 [Source](#)

163. Percentage of independent smallholders/outgrowers involved in programme?
 The company states it partners with 30,000 smallholders who manage 60,000 ha

✓ 1 / 1 [Source](#)

164. Process used to prioritise, assess and/or engage suppliers on compliance with company's policy and/or legal requirements?

✗ 0 / 1 [No source](#)

165. Percentage of suppliers assessed and/or engaged on compliance with company requirements?

166. Time-bound plan to engage with all high-risk mills within three years?
 This indicator is disabled as the company does not source from mills

167. Programme to support high-risk mills to become compliant with sourcing policies?
 This indicator is disabled as the company does not source from mills

■ **168. Regularly engages with a subset of high-risk mills?**
This indicator is disabled as the company does not source from mills

■ **169. Procedures in place to assess all own and third-party supplying palm oil mills for risk level?**
This indicator is disabled as the company does not source from mills

■ **170. Regularly assesses and categorises the risk level of all own and third-party supplying mills?**
This indicator is disabled as the company does not source from mills

■ **171. Regularly reports the risk level of all own and third-party supplying mills identified in its supply chain?**
This indicator is disabled as the company does not source from mills

■ **172. Suspension or exclusion criteria for suppliers?** ✓ 1 / 1 [Source](#)

■ **173. Time-bound action plans (including Key Performance Indicators) for suppliers to be in compliance with palm oil sourcing commitments?** ✗ 0 / 1 No source

■ **174. Proportion of direct and indirect supply that comes from palm oil plantations which are compliant with palm oil sourcing policies?** ✗ 0 / 1 No source



> Governance and grievances



536 / 8 67%

⚠ 5 media reports

[Show score breakdown >](#)



■ **175. Commitment to ethical conduct and prohibition of corruption?** ✓ 1 / 1 [Source](#)
The company in its code of conduct promotes anti-bribery, anti-corruption and anti-fraudulent practices

■ **176. Commitment to ethical conduct and prohibition of corruption applies to all suppliers?** ✗ 0 / 1 [Source](#)

■ **177. Progress on commitment to ethical conduct and prohibition of corruption?** ✓ 1 / 1 [Source](#)
+ 0.86 / 1
Points for external verification have been awarded on the basis of the company's RSPO certified landbank/volume

■ **178. Disclosure of the company's management approach to tax and payments to governments?** ✗ 0 / 1 No source

■ **179. Whistleblowing procedure?** P 0.5 / 1 [Source](#)
The company allows for whistleblowing through its parent company, RGE Group, however no procedure could be found

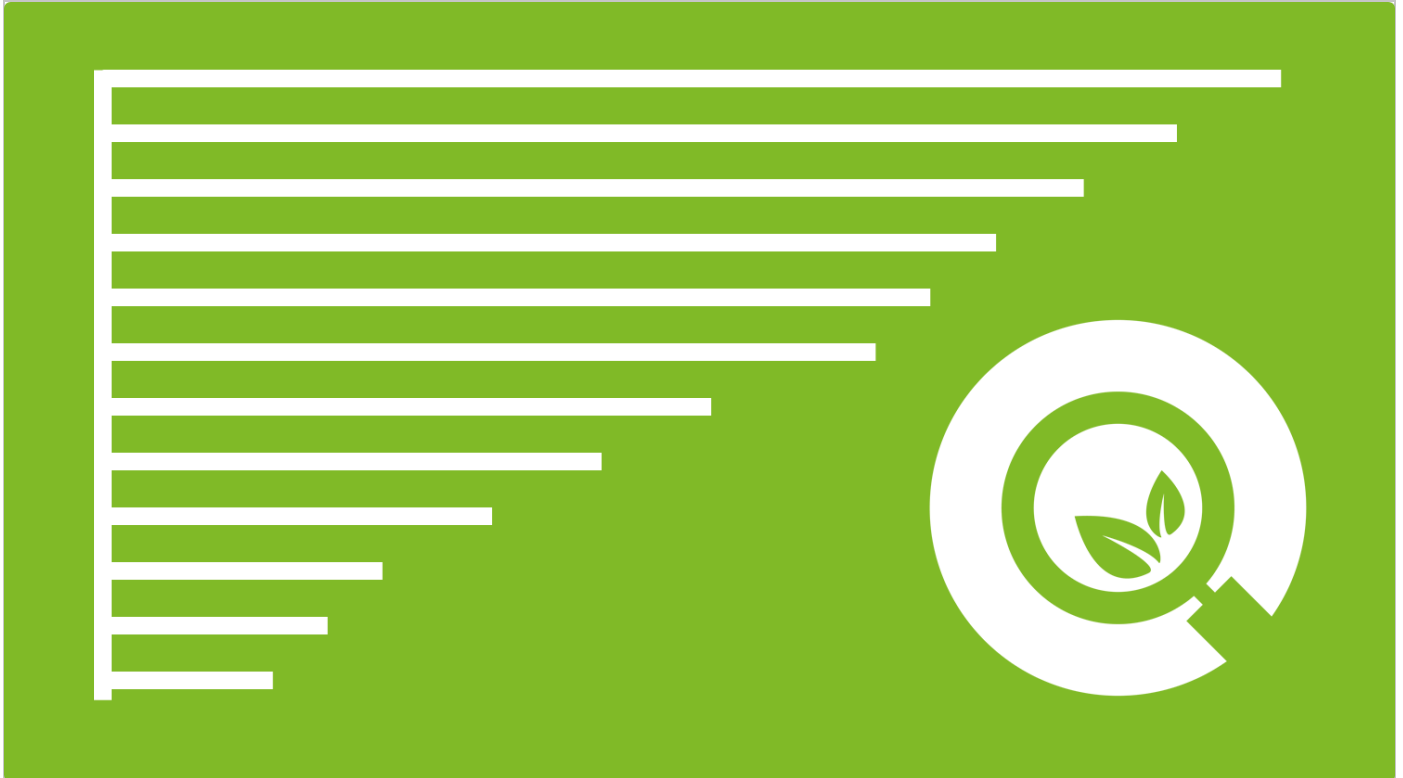
■ 180. Own grievance or complaints system open to all stakeholders?

✓ 1 / 1 [Source](#)

■ 181. Details of complaints and grievances disclosed?

The company discloses details of two grievances

✓ 1 / 1 [Source](#)



Assessment summary

How transparent are all palm oil producers and traders in the latest SPOTT assessments?

Assessment summary





Download the data

Access the SPOTT Dashboard to download CSV data on company assessments and scores

Download the data



Nominate companies

Are we missing companies that interest you? Please nominate them for future assessment

Nominate companies





Scoring criteria

View the full list of indicators and scoring criteria that inform SPOTT assessments

Scoring criteria

